

## Build your loom



In vain having looked for on Internet the free plans of a correct loom, we decided to realize them and to supply them to you ourselves...

It is a question one of our looms, type Scandinavian but realized in France in the years 1980-1985. Inspired by the Swedish looms Glymakra, widely diffused in Europe, this loom brings them important improvements, in particular concerning the back and front rollers.

This loom presents the advantage to be simple to make. It contains no shaped detail which is easily building by a handyman equipped to work the wood. Furthermore, 90 % of the elements use an unique wooden section, what will facilitate the supply.

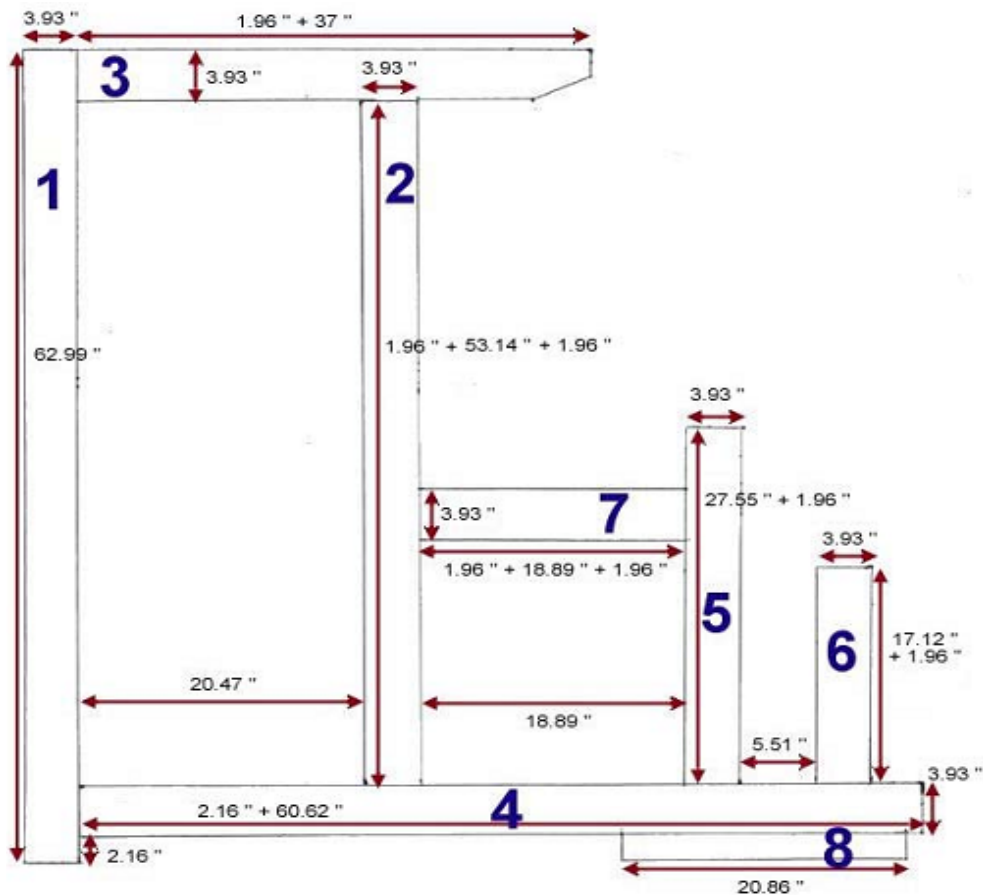
We shall supply you so all that is necessary to make this loom by you or a carpenter. You will have so a loom, solid, sure and well conceived which will bring you the biggest satisfactions for a budget very reasonable.

If you are novice, you can then consult the other columns of the site, existing or to come to know how to complete your material and to learn to weave.

### **Dimensions**

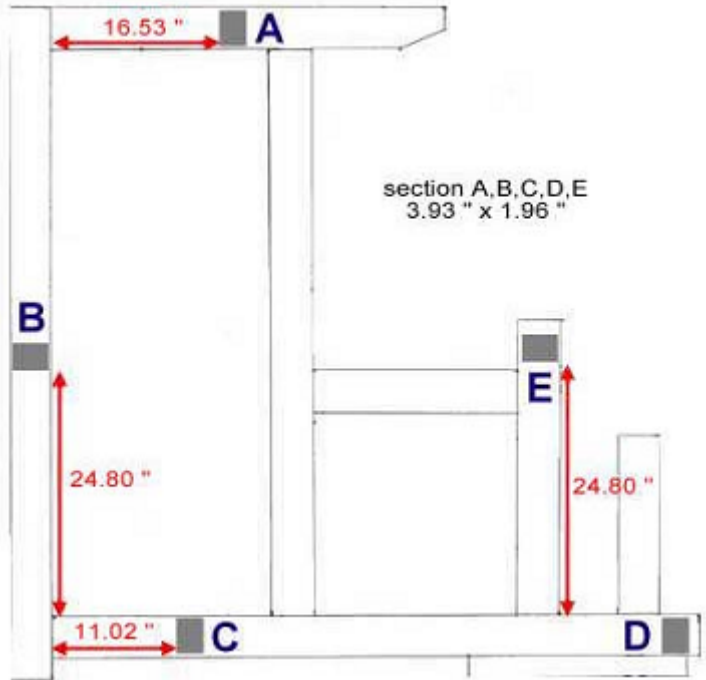
Width of the loom frame	width of weaving + 3.93" (ex: to weave in 47.24" >>> 47.24" + 3.93" = 51.17")
Total width	(loom frame + shuttles boxes) = width of frame loom + 19.68" + 19.68"
Total height	63.38"
Total length	74.80"

## Plan of the loom : the sides



Detail	Total length	Section	Qty
1	63"	3.93" x 1.96"	2
2	57.08"	3.93" x 1.96"	2
3	38.97"	3.93" x 1.96"	2
4	62.59"	3.93" x 1.96"	2
5	29.52"	3.93" x 1.96"	2
6	19.09"	3.93" x 1.96"	2
7	22.83"	3.93"x 1.96"	2
8	20.86"	3.93" x 1.96"	2

# Crossbars



Detail  
A, B, C, D,  
E

Total length  
47.24" (+ pins  
and mortises)  
(adaptable in width)

Section  
3.93" x 1.96"

Qty  
1



These crossbars can be assembled to the sides of the frame loom by pins and mortises, or joining in middle - wood strengthened by set squares, according to your competence and the material which you have.

## Pedals

Pedals are drilled for the passage of a thread stalk (diameter 12 mm)

Two set squares allow to maintain them.

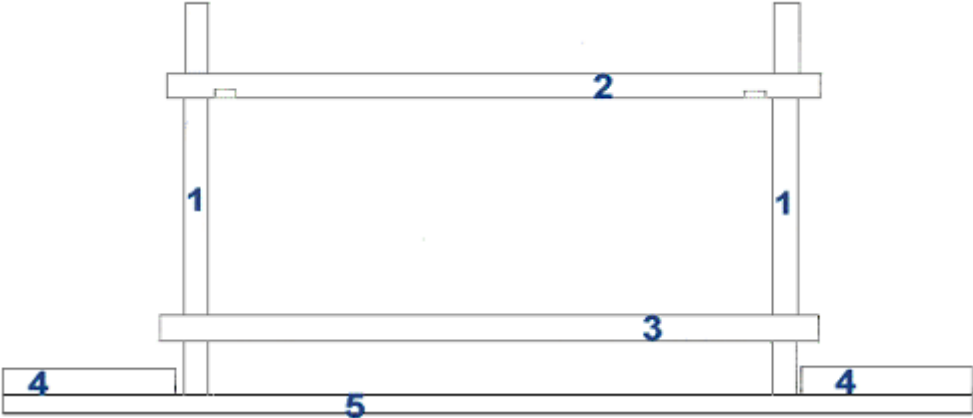
One inserts a slice between every pedal to decrease their contact.

The other extremity of pedals will receive hooks.



Detail	Total length	Section	Qty
Pedals	35.43"	2.36" x 1.18"	6
Set squares			2
Thread stalk	19.68"	Diamètre 0.47"	1
Marches	31.49"	19.68" x 4.72"	4

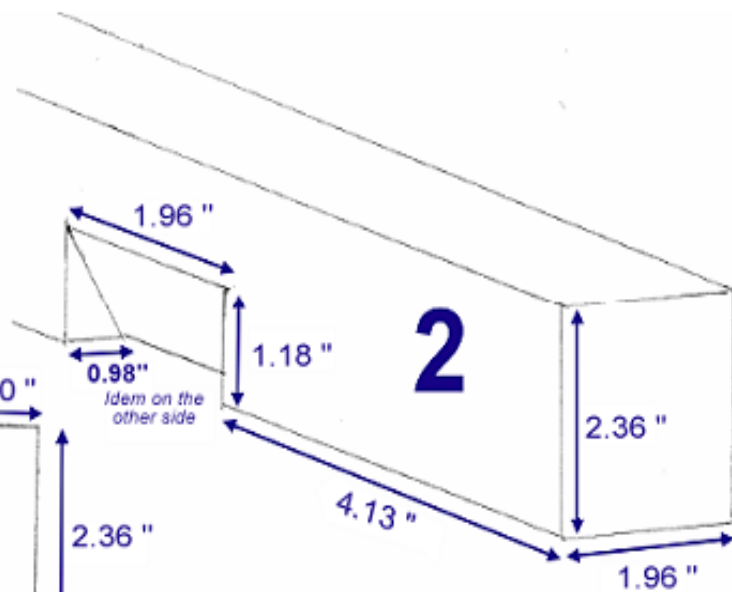
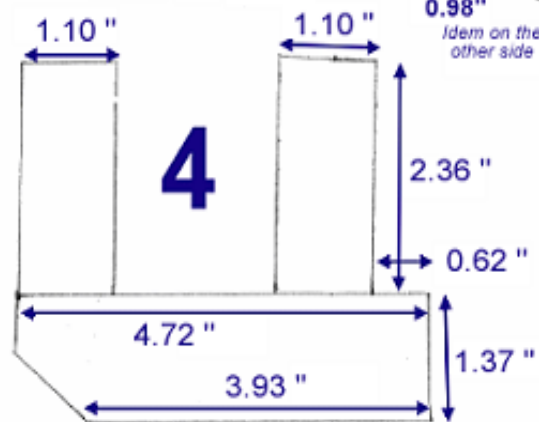
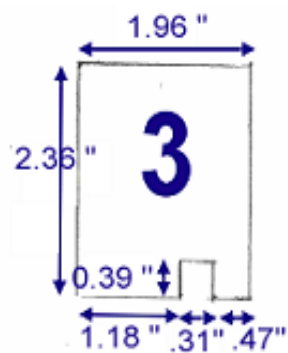
# Plan of the loom : the batten

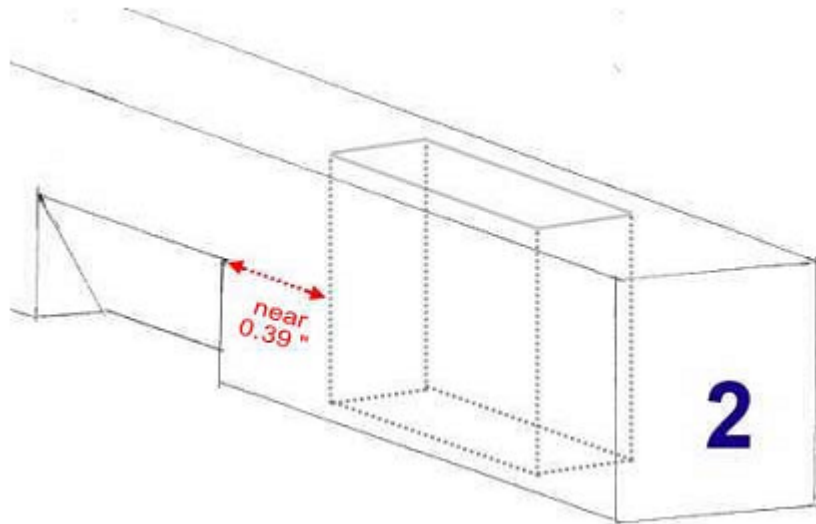


Detail	Total length	Section	Qty
1	37.40"	2.36" (width) x 1.96" (thickness)	2
2	59.84"	2.36" (width) x 1.96" (thickness)	1
3	59.84"	2.36" (width) x 1.96" (thickness)	1
4	15.74"	2.36" (width) x 1.10" (thickness)	4
5	88.58"	1.37" (width) x 4.72" (thickness)	1

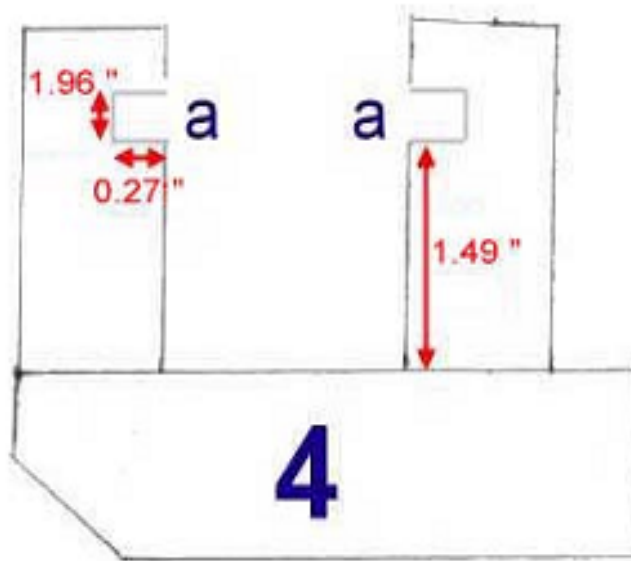









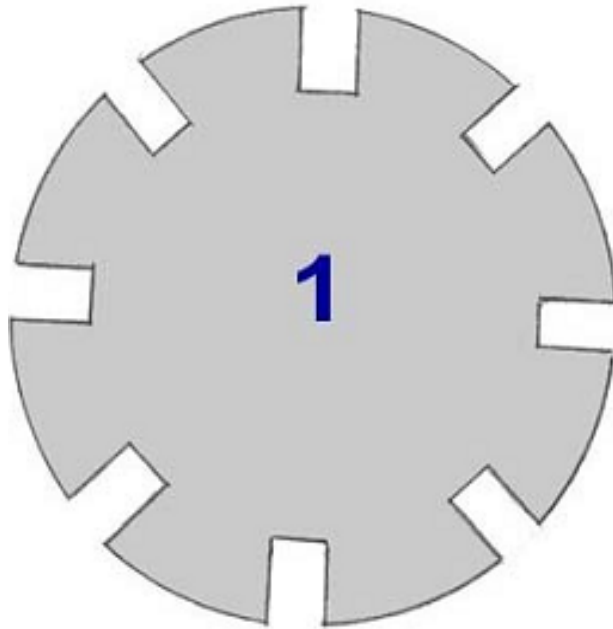
By this hole the arm 1 of the batten passes. The exact dimensions should correspond to the section of arms 1 of the batten, to allow them just to slide inside. The detail 3 possesses the same hole.




The four small boards of shuttle boxes are grooved on all their length, in a. The groove measures 0.46" deep on 0.19" in height. They should allow to let slide "rats" with a certain space.



## Plan of the loom : Back and front rollers





## Front roller

The front roller contains 3 flasks ( 1 ) of 5.90" in diameter leaky in their centre of a round hole of 0.47" for passage of a stalk thread of 0.54". Flasks contain 8 notches 0.78" wide by 1.57" in height which will receive 8 crossbars. Flasks are threaded on the thread stalk and blocked by means of nuts : a flask in every extremity, the third in the centre. 8 crossbars are then fixed.

Detail	Dimension	Section	Qty
1	Diameter 5.90"with a round hole 0.47mm	0.74" (thickness) Plywood	3
Traverses	Length = interior width of the loom minus 0.78"	1.57"x 0.78"	8
Tige filetée 2 écrous	Length = 5.90"	Diameter 0.47"	2

## Back roller

The back roller contains 2 flasks ( 1 ) of 12.99" in diameter leaky in their centre of a square hole of 2.56" for the passage of the wooden axe. Flasks contain 8 notches 2 cms wide by 5 cms in height which will receive 8 crossbars.

1	Diameter 12.99" leaky in their centre of a square hole of 2.56"	0.74" (thickness) Plywood	2
Crossbars	Length = interior width of the loom minus 0.78"	1.96" x 0.78"	8
2	Back roller wooden axe Length = interior width of the loom minus 0.78"	Part A: section 2.56" x 2.56" Part B: Diameter 2.36" length 2.36" Part C: section 0.78" x 0.78" length 2.36"	1



The other photos of details :



shuttle box



shuttle box



shuttle box



shuttle box



Brake of the back roller



Brake of the back roller



Brake of the back roller



Back roller



Front roller



System of launch of shuttle



System of blocking of the front roller.  
Sight of the bobbin  
and the fixed cog on the side of the roller





System of raises shafts (seen air)



System of blocking of the front roller