

# Transition of Care for Acute Stroke and Myocardial Infarction Patients:

## From Hospitalization to Rehabilitation, Recovery, and Secondary Prevention



Agency for Healthcare Research and Quality  
Advancing Excellence in Health Care • [www.ahrq.gov](http://www.ahrq.gov)

Evidence-Based  
Practice

## **Transition of Care for Acute Stroke and Myocardial Infarction Patients: From Hospitalization to Rehabilitation, Recovery, and Secondary Prevention**

**Prepared for:**

Agency for Healthcare Research and Quality  
U.S. Department of Health and Human Services  
540 Gaither Road  
Rockville, MD 20850  
[www.ahrq.gov](http://www.ahrq.gov)

**Contract No.** 290-2007-10066-I

**Prepared by:**

Duke Evidence-based Practice Center, Durham, North Carolina

**Investigators:**

DaiWai M. Olson, Ph.D., R.N., Lead Investigator  
Janet Prvu Bettger, Sc.D., Clinical Investigator  
Karen P. Alexander, M.D., Clinical Investigator  
Amy S. Kendrick, R.N., M.S.N., EPC Project Manager  
Julian R. Irvine, M.C.M., EPC Project Coordinator  
Liz Wing, M.A., EPC Editor  
Remy R. Coeytaux, M.D., Ph.D., EPC Investigator  
Rowena J. Dolor, M.D., M.H.S., EPC Associate Director  
Pamela W. Duncan, Ph.D., Principal Investigator  
Carmelo Graffagnino, M.D., Principal Investigator

**AHRQ Publication No. 11(12)-E011**

**October 2011**

This report is based on research conducted by the Duke Evidence-based Practice Center (EPC) under contract to the Agency for Healthcare Research and Quality (AHRQ), Rockville, MD (Contract No. 290-2007-10066-I). The findings and conclusions in this document are those of the authors, who are responsible for its contents; the findings and conclusions do not necessarily represent the views of AHRQ. Therefore, no statement in this report should be construed as an official position of AHRQ or of the U.S. Department of Health and Human Services.

The information in this report is intended to help health care decisionmakers—patients and clinicians, health system leaders, and policymakers, among others—make well-informed decisions and thereby improve the quality of health care services. This report is not intended to be a substitute for the application of clinical judgment. Anyone who makes decisions concerning the provision of clinical care should consider this report in the same way as any medical reference and in conjunction with all other pertinent information, i.e., in the context of available resources and circumstances presented by individual patients.

This report may be used, in whole or in part, as the basis for development of clinical practice guidelines and other quality enhancement tools, or as a basis for reimbursement and coverage policies. AHRQ or U.S. Department of Health and Human Services endorsement of such derivative products may not be stated or implied.

This document is in the public domain and may be used and reprinted without permission except those copyrighted materials that are clearly noted in the document. Further reproduction of those copyrighted materials is prohibited without the specific permission of copyright holders.

Persons using assistive technology may not be able to fully access information in this report. For assistance contact [EffectiveHealthCare@ahrq.hhs.gov](mailto:EffectiveHealthCare@ahrq.hhs.gov).

None of the investigators has any affiliations or financial involvement that conflicts with the material presented in this report.
--

**Suggested Citation:** Olson DM, Prvu Bettger J, Alexander KP, Kendrick AS, Irvine JR, Wing L, Coeytaux RR, Dolor RJ, Duncan PW, Graffagnino C. Transition of Care for Acute Stroke and Myocardial Infarction Patients: From Hospitalization to Rehabilitation, Recovery, and Secondary Prevention. Evidence Report No. 202. (Prepared by the Duke Evidence-based Practice Center under Contract No. 290-2007-10066-I.) AHRQ Publication No. 11(12)-E011. Rockville, MD. Agency for Healthcare Research and Quality. October 2011.

## Preface

The Agency for Healthcare Research and Quality (AHRQ), through its Evidence-based Practice Centers (EPCs), sponsors the development of evidence reports and technology assessments to assist public- and private-sector organizations in their efforts to improve the quality of health care in the United States. The reports and assessments provide organizations with comprehensive, science-based information on common, costly medical conditions, and new health care technologies and strategies.

The EPCs systematically review the relevant scientific literature on topics assigned to them by AHRQ and conduct additional analyses when appropriate prior to developing their reports and assessments. To bring the broadest range of experts into the development of evidence reports and health technology assessments, AHRQ encourages the EPCs to form partnerships and enter into collaborations with other medical and research organizations. The EPCs work with these partner organizations to ensure that the evidence reports and technology assessments they produce will become building blocks for health care quality improvement projects throughout the Nation. The reports undergo peer review and public comment prior to their release as a final report.

AHRQ expects that the EPC evidence reports and technology assessments will inform individual health plans, providers, and purchasers as well as the health care system as a whole by providing important information to help improve health care quality.

We welcome comments on this evidence report. Comments may be sent by mail to the Task Order Officer named in this report to: Agency for Healthcare Research and Quality, 540 Gaither Road, Rockville, MD 20850, or by e-mail to [epc@ahrq.hhs.gov](mailto:epc@ahrq.hhs.gov).

Carolyn M. Clancy, M.D.  
Director, Agency for Healthcare Research  
and Quality

Stephanie Chang M.D., M.P.H.  
Director, EPC Program  
Center for Outcomes and Evidence  
Agency for Healthcare Research and Quality

Jean Slutsky, P.A., M.S.P.H.  
Director, Center for Outcomes and Evidence  
Agency for Healthcare Research and Quality

Shilpa Amin, M.D. MBsc., FAAFP  
Task Order Officer  
Center for Outcomes and Evidence  
Agency for Healthcare Research and Quality

## Acknowledgments

The authors thank Connie Schardt, M.S.L.S., for help with the literature search and retrieval.

## Technical Expert Panel

Gregory W. Arling, Ph.D.  
Associate Professor of Medicine  
Indiana University School of Medicine  
Indianapolis, IN

Gregg C. Fonarow, M.D.  
Division of Cardiology  
University of California, Los Angeles  
Los Angeles, CA

Larry B. Goldstein, M.D.  
Professor of Medicine  
Director, Center for Cerebrovascular  
Disease  
Duke University  
Durham, NC

Eugenie M. Komives, M.D.  
Vice President and Senior Medical Director  
Blue Cross Blue Shield of North Carolina  
Durham, NC

Walter Koroshetz, M.D.  
Deputy Director  
National Institute of Neurologic Disease and  
Stroke  
National Institutes of Health  
Bethesda, MD

Eric D. Peterson, M.D., M.P.H.  
Division of Cardiology  
Duke University Medical Center  
Duke Clinical Research Institute  
Durham, NC

John Spertus, M.D., M.P.H.  
Director of Cardiovascular and Education  
and Outcomes Research  
Mid America Heart Institute  
University of Missouri  
Kansas City, MO

Norine C. Foley, M.Sc., R.D.  
Aging, Rehabilitation and Geriatric Care  
Program  
Lawson Health Research Institute  
London, ON, Canada

## Peer Reviewers

Cheryl Bushnell, M.D.  
Department of Neurology  
Wake Forest University Baptist Medical  
Center  
Winston-Salem, NC

Mary George, M.D., M.S.P.H.  
Division for Heart Disease and Stroke  
Prevention  
Centers for Disease Control and Prevention  
Atlanta, GA

Jennie C. Hansen, M.S., R.N.  
Chief Executive Officer  
American Geriatrics Society  
New York, NY

Pamela R. Nonnenmacher, M.S.  
Division for Heart Disease and Stroke  
Prevention  
Centers for Disease Control and Prevention  
Atlanta, GA

Debra Saliba, M.D., M.P.H.  
Director, JH Borun Center for  
Gerontological Research  
University of California, Los Angeles  
Los Angeles, CA

# Transition of Care for Acute Stroke and Myocardial Infarction Patients: From Hospitalization to Rehabilitation, Recovery, and Secondary Prevention

## Structured Abstract

**Objectives:** To review the available published literature to assess whether evidence supports a beneficial role for coordinated transition of care services for the postacute care of patients hospitalized with first or recurrent stroke or myocardial infarction (MI). This review was framed around five areas of investigation: (1) key components of transition of care services, (2) evidence for improvement in functional outcomes, morbidity, mortality, and quality of life, (3) associated risks or potential harms, (4) evidence for improvement in systems of care, and (5) evidence that benefits and harms vary by patient-based or system-based characteristics.

**Data Sources:** MEDLINE<sup>®</sup>, CINAHL<sup>®</sup>, Cochrane Database of Systematic Reviews, and Embase<sup>®</sup>.

**Review Methods:** We included studies published in English from 2000 to 2011 that specified postacute hospitalization transition of care services as well as prevention of recurrent stroke or MI.

**Results:** A total of 62 articles representing 44 studies were included for data abstraction. Transition of care interventions were grouped into four categories: (1) hospital-initiated support for discharge was the initial stage in the transition of care process, (2) patient and family education interventions were started during hospitalization but were continued at the community level, (3) community-based models of support followed hospital discharge, and (4) chronic disease management models of care assumed the responsibility for long-term care. Early supported discharge after stroke was associated with reduced total hospital length of stay without adverse effects on functional recovery, and specialty care after MI was associated with reduced mortality. Because of several methodological shortcomings, most studies did not consistently demonstrate that any specific intervention resulted in improved patient- or system-based outcomes. Some studies included more than one intervention, which made it difficult to determine the effect of individual components on clinical outcomes. There was inconsistency in the definition of what constituted a component of transition of care compared to “standard care.” Standard care was poorly defined, and nearly all studies were underpowered to demonstrate a statistical benefit. The endpoints varied greatly from study to study. Nearly all the studies were single-site based, and most (26 of 44) were conducted in countries with national health care systems quite different from that of the U.S., therefore limiting their generalizability.

**Conclusions:** Although a basis for the definition of transition of care exists, more consensus is needed on the definition of the interventions and the outcomes appropriate to those interventions. There was limited evidence that two components of hospital-initiated support for discharge (early supported discharge after stroke and specialty care followup after MI) were associated with beneficial effects. No other interventions had sufficient evidence of benefit based on the findings of this systematic review. The adoption of a standard set of definitions, a refinement in the methodology used to study transition of care, and appropriate selection of patient-centered

and policy-relevant outcomes should be employed to draw valid conclusions pertaining to specific components of transition of care.



# Contents

<b>Executive Summary</b> .....	ES-1
Introduction.....	1
Background .....	1
Scope and Key Questions.....	2
Purpose of This Report.....	3
Role of the Technical Expert Panel .....	4
Methods.....	5
Analytic Framework.....	5
Literature Search Strategy .....	6
Sources Searched.....	6
Screening for Inclusion and Exclusion.....	6
Process for Study Selection.....	8
Data Extraction and Data Management.....	9
Individual Study Quality Assessment .....	9
Data Synthesis .....	9
Grading the Body of Evidence .....	10
Peer Review and Public Commentary.....	10
Results.....	11
Literature Search and Screening.....	11
Key Question 1 .....	13
Key Points.....	13
Detailed Analysis .....	13
Key Question 2.....	29
Key Points.....	29
Detailed Analysis .....	29
Key Question 3.....	55
Key Points.....	56
Detailed Analysis .....	56
Key Question 4.....	58
Key Points.....	58
Detailed Analysis .....	59
Key Points.....	63
Detailed Analysis .....	63
Limitations of This Review .....	72
Conclusions .....	72
Future Research .....	78
References.....	81
List of Included Studies.....	86
Abbreviations.....	91

## Tables

Table 1. Inclusion and Exclusion Criteria .....	6
Table 2. Sources of Citations .....	11
Table 3. Transition of Care Interventions and Models for Stroke.....	16
Table 4. Transition of Care Interventions and Models for Myocardial Infarction.....	21
Table 5. Summary of Study Characteristics .....	30
Table 6. Relationship of Caregivers to Patients .....	42
Table 7. Transition of Care Interventions .....	43
Table 8. Elements of Usual Care.....	45
Table 9. Outcome Assessment Measures .....	46
Table 10. Evidence Supporting Specific Components of Transition of Care Interventions ....	49
Table 11. Summary of Study Time Points Associated With Outcomes .....	55
Table 12. Measurement of Risks, Adverse Events, and Potential Harms by Study.....	56
Table 13. Resource Use and Transition of Care for Patients With MI .....	59
Table 14. Resource Use and Transition of Care for Patients With Stroke.....	61
Table 15. Studies of How Benefits and Harms May Vary.....	63
Table 16. Subgroup Characteristics.....	64
Table 17. Studies Showing Significant Findings for Transition Intervention.....	66
Table 18. Studies That Found a Benefit of Transition Intervention.....	68
Table 19. Summary of Findings .....	74

## Figures

Figure 1. Analytic Framework .....	5
Figure 2. Literature Flow Diagram.....	12
Figure 3. Framework for Episodes of Care .....	14
Figure 4. Taxonomy of Transition of Care Interventions for Stroke and MI.....	28

## Appendixes

- Appendix A. Exact Search Strings
- Appendix B. Data Abstraction Elements
- Appendix C. List of Included Studies
- Appendix D. Quality and Applicability of Included Studies
- Appendix E. List of Excluded Studies

# Executive Summary

## Background

The Centers for Medicare & Medicaid Services ([www.cms.gov](http://www.cms.gov)), the National Quality Forum ([www.qualityforum.org](http://www.qualityforum.org)), and the Institute of Medicine ([www.iom.edu](http://www.iom.edu)) have identified improved transitions in care as priorities for demonstration projects and research to reduce rehospitalizations and improve the quality of postdischarge care.

Despite advances in the quality of acute-care management of stroke and myocardial infarction (MI), there are gaps in knowledge about effective interventions to better manage the transition of care for patients with these complex health conditions. Transition of care is defined as “a set of actions designed to ensure the coordination and continuity of health care as patients transfer between different locations or different levels of care within the same location,”<sup>1</sup> and is often provided by interdisciplinary teams of professionals.<sup>2</sup> Indicators of potential transition problems include avoidable rehospitalizations and emergency room visits as well as poor functional status and quality of life.

The Centers for Disease Control and Prevention (CDC) requested that the Agency for Healthcare Research and Quality’s (AHRQ’s) Evidence-based Practice Center Program systematically review the evidence for transition of care services and programs that improve the posthospitalization quality of care for individuals who have experienced strokes or MIs. The results of this review will inform the CDC about the current strength of evidence as it develops future initiatives (e.g., research, clinical, public health and policy) to implement evidence-based recommendations for stroke and MI systems of care and postacute quality-of-care programs.

The median risk-standardized 30-day readmission rate for acute MI is approximately 20 percent.<sup>3</sup> Stroke patients are also at high risk for hospital readmissions, with 30 percent of acute stroke patients experiencing at least one readmission within 90 days after discharge.<sup>4</sup> Acute-care hospitalization is a “point of influence” to improve outcomes and quality of care for recovery, risk-factor management, and better health. Better management of patients’ care will require management across multiple providers and settings. It will soon be expected that acute-care settings accept the responsibility to manage care transitions and avoid rehospitalizations. In 2012, the Patient Protection and Affordable Care Act will financially penalize hospitals for high readmission rates. In 2015, acute MI will be one of the conditions targeted for improved quality of care, and stroke may be a condition identified in the future. These policies will increase the incentives for acute-care hospitals to develop effective transition of care programs and support integrated care. It will be important for health systems to develop and implement sustainable transition of care models in collaboration with primary care, other postacute health care systems (e.g., home health, rehabilitation centers, skilled nursing facilities), community-based services, and patients and their families.

Patients recovering from acute MI or stroke have complex medical and social needs and, as such, effective interventions are required to manage the transition of care from the acute hospital setting to one based in the community. This suggests that a broad and multidisciplinary review is required to adequately explore the key questions of transition of care for patients diagnosed with stroke or MI.

## Objectives

The goal of this evidence report was to review the literature that explores opportunities and limitations of existing models (such as patient resource management) available for patients as they navigate from acute hospital care to rehabilitation services and eventually to independent or dependent living. We reviewed the available published literature to assess whether evidence exists that coordinated transition of care services for postacute management have a beneficial effect on patient outcomes, processes of care, or health care utilization.

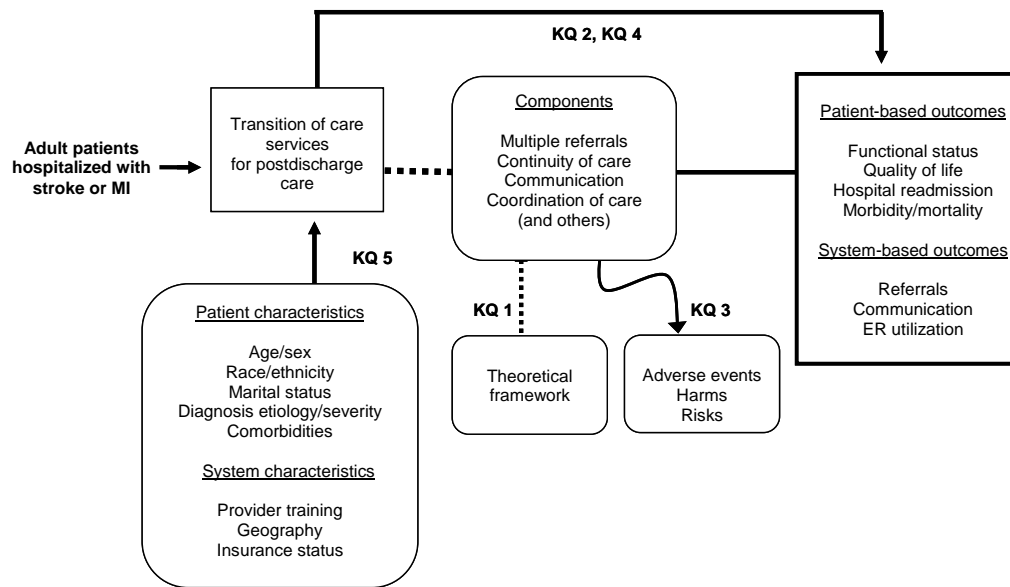
The Key Questions (KQ) considered in this systematic review were:

- **Key Question 1.** For patients hospitalized with first or recurrent stroke or myocardial infarction (MI), what are the key components of transition of care services? Can these components be grouped in a taxonomy, and are they based on a particular theory?
- **Key Question 2.** For patients hospitalized with first or recurrent stroke or MI, do transition of care services improve functional status and quality of life and reduce hospital readmission, morbidity, and mortality (up to 1 year postevent)?
- **Key Question 3.** For patients hospitalized with first or recurrent stroke or MI, what are the associated risks, adverse events, or potential harms—both system-based and patient-based—of transition of care services?
- **Key Question 4.** Do transition of care services improve aspects of systems of care for patients with stroke or MI (e.g., more efficient referrals, more timely appointments, better provider communication, reduced use of urgent care, or fewer emergency room visits as a result of transition of care services)? Is there improved coordination among multiple subspecialty care providers, and are new providers added to the care plan as a result of transition of care services?
- **Key Question 5.** For patients hospitalized with first or recurrent stroke or MI, do benefits and harms of transition of care services vary by characteristics—both patient-based and system-based—such as disease etiology and severity, comorbidities, sociodemographic factors, training of the health care providers, participants (patients, caregivers), geography (rural/urban, regional variations), and insurance status?

# Analytic Framework

The analytic framework (Figure A) shows how the components of transition of care services (e.g., multiple referrals, continuity and coordination of care, communication) for the postdischarge care of adult patients hospitalized with stroke or MI result in both patient-based and system-based outcomes (e.g., functional status, quality of life, hospital readmission, morbidity, and mortality). In addition, the components of transition of care services are analyzed by both patient-based and system-based characteristics as well as within the context of a theoretical framework. Adverse events, associated risks, or potential harms of transition of care services (both system-based and patient-based) are also addressed.

Figure A. Analytic framework



Abbreviations: ER = emergency room; KQ = Key Question; MI = myocardial infarction  
 Note: "Multiple referrals" indicates referrals to primary care and other health care providers.

## Methods

- 1. Input from Stakeholders.** We identified experts in the field of transition of care services for patients with stroke and MI to serve as members of the project's Technical Expert Panel (TEP). The TEP contributes to AHRQ's broader goals of (1) creating and maintaining science partnerships and public-private partnerships and (2) meeting the needs of an array of potential customers and users of this report. To ensure accountability and scientifically relevant work, we asked the TEP for input at key stages of the project. More specifically, TEP members participated in conference calls and email exchanges to refine the analytic framework and key questions at the beginning of the project, refine the scope, discuss inclusion and exclusion criteria, and provide input on methodology. An additional group of peer reviewers was identified to provide comments on the report. Peer reviewers differed from the TEP members in that they were not involved during the development phase of the project. The report was also posted for public comment. A summary and disposition of the comments from peer and public reviewers has been prepared and submitted to AHRQ.
- 2. Data Sources and Selection.** The comprehensive literature search included electronic searching of peer-reviewed literature databases from January 1, 2000, to April 21, 2011. These databases included the Cumulative Index to Nursing and Allied Health Literature (CINAHL<sup>®</sup>), MEDLINE<sup>®</sup> accessed via PubMed<sup>®</sup>, Cochrane Database of Systematic Reviews, and Embase<sup>®</sup>. Searches of these databases were supplemented with manual searching of reference lists contained in all included articles and in relevant review articles. Search strategies were specific to each database in order to retrieve the articles most relevant to the key questions. Our basic search strategy used the National Library of Medicine's Medical Subject Headings (MeSH) keyword nomenclature developed for MEDLINE, limited to articles published in English, and a manual search of retrieved articles and published reviews. Search terms and strategies were developed in consultation with a medical librarian.

Table A shows the inclusion and exclusion criteria for the KQs.

**Table A. Inclusion and exclusion criteria**

Category	Criteria
Study population	<p>KQs 1–5:</p> <ul style="list-style-type: none"> <li>• Adults ≥ 18 years old who were discharged, or were preparing to be discharged, from a hospital for the following two conditions:               <ul style="list-style-type: none"> <li>○ <b>Acute myocardial infarction</b> (ST elevation myocardial infarction or non-ST elevation myocardial infarction) was defined by clinical signs or symptoms consistent with an acute coronary syndrome in addition to documented electrocardiographic or enzyme evidence of myocardial ischemia or injury. Patients with unstable angina were also included if evidence of ischemia was present.</li> <li>○ <b>Stroke</b> (acute ischemic stroke or intracerebral hemorrhage) was defined as a focal neurologic deficit lasting more than 24 hours attributed to a cerebral vascular cause (either acute ischemic stroke or intracerebral hemorrhage).</li> </ul> </li> <li>• Studies reporting mixed populations of discharge diagnoses were included <i>if the results for the myocardial infarction or stroke population were reported separately.</i></li> <li>• Studies <i>focused solely</i> on patients with transient ischemic attack, subarachnoid hemorrhage, noncardiac chest pain, or congestive heart failure without myocardial infarction <i>were excluded.</i></li> </ul>
Study design	<p>KQs 1–5:</p> <ul style="list-style-type: none"> <li>• Original data published since 2000<sup>a</sup></li> <li>• Randomized controlled trials</li> <li>• Prospective or retrospective observational studies</li> <li>• Registries</li> <li>• Excluded if case report, editorial, letter to the editor, or pilot/exploratory study with small sample size and not powered to detect a statistically meaningful result as stated by the authors</li> </ul>

**Table A. Inclusion and exclusion criteria, continued**

Category	Criteria
Interventions	<p>KQs 1–5: Components of transition of care services (peridischarge) included:</p> <ul style="list-style-type: none"> <li>• Case management to oversee all care across multiple care environments (acute care, intermediate care, home health care, and community settings)</li> <li>• Discharge planning including procurement of equipment and services, referrals for followup care (e.g., home health care, social services, rehabilitation), and education about community resources</li> <li>• Self-management tools to alleviate patient and caregiver burden associated with managing transitions between care environments</li> <li>• Care pathways developed to organize treatment and rehabilitation across care settings</li> <li>• Systems for shared access to patient information to allow multiple health care providers across settings to access patient information and to coordinate care</li> <li>• Referrals to specialty care providers (e.g., cardiologist, neurologist) based on patient needs, included as part of the transition of care service</li> <li>• Referral back to primary care providers included as part of the transition of care service</li> </ul>
Comparator	<p>KQs 1–5: Usual care—defined as care that <u>did not</u> include transition of care services that coordinated care among multiple providers (e.g., a simple recommendation for followup with primary care and other health care providers, or direct discharge to home or other health care facility)</p>
Study outcomes	<ul style="list-style-type: none"> <li>• KQs 2, 3, and 4: Outcomes included death, hospital readmission, return to pre-morbid status, functional ability, quality of life, and hospital-free days. Predictors of these outcomes included the following: <ul style="list-style-type: none"> <li>○ System-level of analysis: Academic versus community hospital, specialist versus general health care provider, urban versus rural setting</li> <li>○ Patient-level of analysis: Race, ethnicity, sex, comorbidities, socioeconomic and insurance status</li> </ul> </li> <li>• KQ 3: Outcomes included adverse events/harms/risks (e.g., readmissions, delayed discharge, increased utilization with no improved clinical outcomes, increased patient/caregiver burden, dropped from insurance)</li> <li>• KQs 4 and 5: Outcomes included continuity of health care (with specialist and general health care provider), or the total number of health care providers/services for a patient</li> </ul>
Timing	<p>KQs 1–5: Any time period (up to 1 year) following a hospital discharge from an acute myocardial infarction or stroke</p>
Settings	<p>KQs 1–5:</p> <ul style="list-style-type: none"> <li>• Setting at baseline was an acute-care hospitalization</li> <li>• Posthospitalization care setting included inpatient (e.g., inpatient rehabilitation facility, skilled nursing facility), outpatient (primary care physician, rehabilitation), and home care (including home modifications if needed)</li> <li>• Geographical location, number of sites</li> </ul>
Publication languages	<p>English only</p>

<sup>a</sup>The TEP approved a literature start date of 2000 because this date provided the most current publications and emphasized the current paradigms of care.

Abbreviation: KQ = Key Question



Interventions solely comprising cardiac rehabilitation or stroke rehabilitation were excluded since both are services that can be prescribed independently from a transition of care program. These articles were excluded at the full-text screening stage in the category of “not a system-level transitional intervention.” We did not identify any transition of care interventions that were developed to support patients transitioning from hospital to rehabilitation (either cardiac or stroke) or from rehabilitation to home.

Using the prespecified inclusion and exclusion criteria, titles and abstracts were examined independently by two reviewers for potential relevance to the key questions. Articles included by any reviewer underwent full-text screening. At the full-text screening stage, two independent reviewers read each article to determine if it met eligibility criteria. At the full-text review stage, paired researchers independently reviewed the articles and indicated a decision to “include” or “exclude” the article for data abstraction. When the paired reviewers arrived at different decisions about whether to include or exclude an article, they reconciled the difference through a third-party arbitrator. Articles meeting our eligibility criteria were included for data abstraction.

1. **Data Extraction and Quality Assessment.** Data from included reports were abstracted into the database by one reviewer and read by a second reviewer. Data elements abstracted included descriptors to assess applicability, quality elements, intervention details, and outcomes. Disagreements were resolved by consensus or by obtaining a third reviewer’s opinion when consensus could not be reached.

We employed internal and external quality-monitoring checks through every phase of the project to reduce bias, enhance consistency, and verify accuracy. Examples of internal monitoring procedures were two progressively stricter screening opportunities for each article (abstract screening, full-text screening, and data abstraction), involvement of two individuals in each data abstraction, and agreement of the two investigators on all included studies. The peer review process was our principal external quality-monitoring device.

The included studies were assessed on the basis of the quality of their reporting of relevant data. We evaluated the quality of individual studies using the approach described in AHRQ’s Methods Guide for Effectiveness and Comparative Effectiveness Reviews.<sup>5</sup> To assess methodological quality, we employed the strategy to (1) apply predefined criteria for quality and critical appraisal and (2) arrive at a summary judgment of the study’s quality. To indicate the summary judgment of the quality of the individual studies, we used the summary ratings of good, fair, or poor.

To assess applicability, we used data abstracted on the population studied, the intervention and comparator, the outcomes measured, settings, and timing of assessments to identify specific issues that may limit the applicability of individual studies or a body of evidence as recommended in the Methods Guide.<sup>5</sup> We used these data to evaluate the applicability

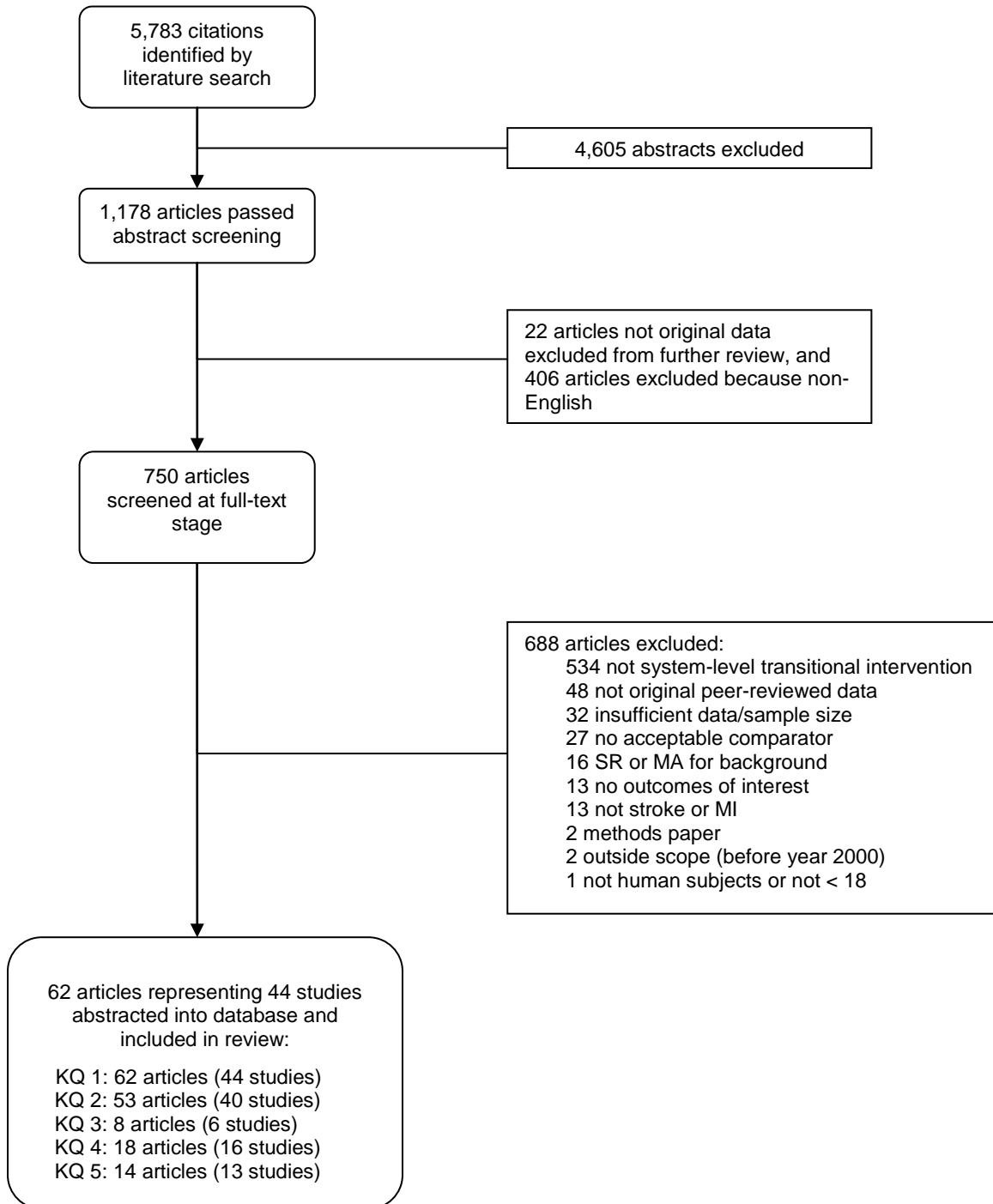
to clinical practice, paying special attention to study eligibility criteria, baseline demographic features of the enrolled population (such as age, disease severity, and comorbid conditions) in comparison to the target population, characteristics of the transition of care intervention used in comparison with therapies currently in use in routine clinical practice, and clinical relevance and timing of the outcome measures.

2. **Data Synthesis and Analysis.** The studies included in this review varied in the types of transition of care services, the delivery of the intervention tested, the comparator group, and the outcomes measured. Therefore, we were unable to group studies with similar transitions of care, interventions, and outcomes for a formal meta-analysis. Instead, we grouped studies with similar transition of care components and described the interventions, comparators, and outcomes.

## Results

The flow of articles through the literature search and screening process is depicted in Figure B. Of the 5,783 citations identified by our searches, 4,605 were excluded at the abstract screening stage. Of the 1,178 articles that passed the initial abstract screening, 22 were not original data (e.g., editorials), which were reviewed separately and excluded from further review, and 406 articles were excluded because they were non-English publications. The remaining 750 articles went on to full-text screening. Of these, 688 were excluded, leaving a total of 62 included articles (representing 44 studies).

**Figure B. Literature flow diagram**



Abbreviations: KQ = Key Question; MA = meta-analysis; MI = myocardial infarction; SR = systematic review

**KQ 1.** After a comprehensive review of the 62 articles (44 studies), we were able to group transition of care interventions into four types depending on which phase of an episode of illness the patient was in. *Intervention type 1* included several components of care that were begun while patients were in hospital but being prepared for discharge. *Intervention type 2* included all components of education, whether started during the hospitalization (type 2a) or after discharge (type 2b). *Intervention type 3* included community-based support systems involving both lay and professional support and visitation (by physicians, nurses, therapists, etc.). *Intervention type 4* included the transition of patients to chronic disease management models of care.

**KQ 2.** Out of 53 articles (40 studies) reporting outcome measures relevant to KQ 2, we found moderate evidence to support the benefit of two components of hospital-initiated planning (intervention type 1): early supported discharge for stroke patients and referral for specialty followup after MI. Early supported discharge was associated with a reduction in hospital length of stay without adversely impacting survival, quality of life, or functional disability. In some cases, early supported discharge for stroke patients may also have reduced caregiver strain and improved some aspects of quality of life among patients as well as caregivers. Specialty followup after MI, as a component of hospital discharge planning (intervention type 1) was also associated with a reduction in mortality. There was insufficient evidence to support any specific hospital- or community-based educational or support programs in terms of their impact on the KQ 2 measures.

**KQ 3.** There was insufficient evidence to determine if there were differential rates of adverse events for transition of care interventions or components of transition of care services because rates for adverse events were similar for intervention and usual-care groups in the eight articles (six studies) that reported risks, adverse events, or harms. The six studies included only patients with stroke, and thus no conclusions could be made in terms of KQ 3 for patients with MI.

**KQ 4.** In KQ 4 we examined whether transition of care services improved coordination of care among multiple subspecialty care providers and whether new providers were added to the care plan as part of an improvement in care for patients with stroke or MI. Of the 18 articles (16 studies) that reported system-level outcomes, there was insufficient evidence to support any of the four intervention types although there was a suggestion that some interventions may have a limited benefit.

**KQ 5.** We did not find evidence that benefits or harms of transition of care services varied on the basis of patient characteristics (disease etiology, disease severity or comorbidities) or system characteristics (geography, insurance status, sociodemographic). Of 14 articles (13 studies) reviewed, the most commonly reported characteristics were disease severity, age, sex, and presence or absence of depressive symptoms. Only disease severity showed a trend, suggesting that patients with less severe strokes (lower on National Institutes of Health Stroke Scale) demonstrated a benefit from transition of care interventions compared with those with more severe deficits.

Table B provides an aggregated view of the strength of evidence and brief conclusions from this review.

**Table B. Summary of findings**

Key Question	Strength of Evidence	Summary
<p><b>Key Question 1: For patients hospitalized with first or recurrent stroke or myocardial infarction (MI), what are the key components of transition of care services? Can these components be grouped in a taxonomy, and are they based on a particular theory?</b></p>	<p>Not relevant to this key question</p>	<p>44 studies (62 articles—10 good quality, 41 fair, 11 poor) described the key components of transition of care services.</p> <p>Conclusion: Transition of care interventions were grouped into 4 intervention types that each began in a different phase of an episode of illness:</p> <ul style="list-style-type: none"> <li>• Intervention type 1: hospital-initiated support for discharge to home (13 studies)</li> <li>• Intervention type 2: patient and family education interventions, both hospital-based and community-based (7 studies)</li> <li>• Intervention type 3: community-based models of support (20 studies)</li> <li>• Intervention type 4: chronic disease management models of care (4 studies)</li> </ul>
<p><b>Key Question 2: Do transition of care services improve functional status and quality of life and reduce hospital readmission, morbidity, and mortality (up to 1 year postevent)?</b></p>	<p>Moderate to insufficient</p>	<p>40 studies (53 articles—8 good quality, 36 fair, 9 poor) reported functional status, quality of life, readmission, morbidity, and mortality outcomes. Eight studies used a hospital-initiated support intervention (intervention type 1). Early supported discharge was a component of 6 of these studies; improvement was reported in 8 articles representing 4 studies. 2 of these showed a reduction in mortality when MI patients were cared for using guideline-based practice and specialty followup (intervention type 1).</p> <p>Conclusions:</p> <ul style="list-style-type: none"> <li>• Early supported discharge as a component of hospital-initiated support (intervention type 1) after stroke was associated with a reduction in total hospital length of stay without adverse effects on death or functional recovery (moderate strength of evidence).</li> <li>• Specialty followup, a component of hospital-initiated support (intervention type 1), after MI and guideline-based practice were associated with a reduction in mortality (low strength of evidence).</li> <li>• There was insufficient evidence to support a beneficial role for intervention types 3 or 4 in terms of improvement in functional status; quality of life; and reduction in hospital readmission, morbidity, and mortality.</li> <li>• There was little consistency in the transition of care interventions from one study to another.</li> <li>• There was much variability in the selection of outcome measures for evaluating the success of transition of care interventions.</li> </ul>

**Table B. Summary of findings (continued)**

Key Question	Strength of Evidence	Summary
<p><b>Key Question 3: What are the associated risks, adverse events, or potential harms—both system based and patient-based—of transition of care services?</b></p>	<p>Insufficient</p>	<p>6 studies (8 articles—2 good quality, 5 fair, 1 poor) reported risks, adverse events, or harms. Of the ones that did, all involved patients with stroke and none involved patients with MI.</p> <p>Conclusion: There was insufficient evidence to determine if there were differential rates of adverse events for transition of care interventions or components of transition of care services because rates for adverse events were similar for intervention and usual-care groups.</p>
<p><b>Key Question 4: Do transition of care services improve aspects of systems of care for patients with stroke or MI? Is there improved coordination among multiple subspecialty care providers, and are there new providers added to the care plan as a result of transition of care services?</b></p>	<p>Moderate to Insufficient</p>	<p>16 studies (18 articles—2 good quality, 13 fair, 3 poor) reported system-level outcomes.</p> <p>Given the available data, we found that:</p> <ul style="list-style-type: none"> <li>• The use of emergency department services may be lessened by early education regarding stroke or MI symptoms (intervention type 2).</li> <li>• Disease-management programs may be more effective than remote phone calls for patients with MI (intervention type 3).</li> <li>• Early return to work after MI may be safe and may be cost effective from a societal perspective (intervention type 1). It did not seem to increase health care utilization, and it may save the cost of cardiac rehabilitation in low-risk patients.</li> <li>• Early supported discharge in low-risk stroke patients reduced hospital days and was thus cost effective (intervention type 1). It did not increase burden on family providers (moderate level of evidence).</li> <li>• Physician appointments or home visits by physical therapists may reduce readmission rates for stroke patients (intervention type 3). Visits by nurses did not produce the same effects (intervention type 3).</li> <li>• Family support and case management services may reduce visits to physical therapists and specialists (intervention type 3).</li> </ul> <p>Conclusion: From a system resource perspective, the evidence for transition of care services for patients with stroke or MI was insufficient to provide a full recommendation because of study designs, sample sizes, and non-U.S. populations.</p>

**Table B. Summary of findings (continued)**

Key Question	Strength of Evidence	Summary
<p><b>Key Question 5: Do benefits and harms of transition of care services vary by characteristics—both patient-based and system-based—such as disease etiology and severity, comorbidities, sociodemographic factors, training of the health care providers, participants (patients, caregivers), geography (rural/urban, regional variations), and insurance status?</b></p>	<p>Insufficient</p>	<p>13 studies (14 articles—2 good quality, 10 fair, 2 poor) described benefits and harms of transition of care services as they vary by patient- or system-based characteristics. The most commonly reported characteristics in transition of care studies were disease severity, age, sex, and presence or absence of depressive symptoms.</p> <p>Conclusions:</p> <ul style="list-style-type: none"> <li>• There was a lack of consistency by which characteristics were measured or reported.</li> <li>• There was insufficient evidence to be able make conclusions regarding the impact of transition of care services on the basis of the patient's insurance status.</li> <li>• There was no consistent evidence that demographic groups benefited or were harmed by transition of care services.</li> <li>• There was a trend suggesting that patients with less severe strokes (lower on NIH Stroke Scale) demonstrated a benefit from transition of care interventions compared with those with more severe deficits.</li> </ul>

Abbreviations: MI = myocardial infarction; NIH = National Institutes of Health

## Discussion

We conducted a systematic review of the indexed medical literature to evaluate the evidence for transition of care services and programs that improve the posthospitalization quality of care for patients who have undergone strokes or MIs. A challenge in preparing this review was in defining the concept of “transition of care” following hospitalization with stroke or MI. We focused on the process that a patient underwent as they left the acute-care hospital and reintegrated into society. We found Coleman’s definition of transition of care most appropriate for our purposes: “the set of actions designed to ensure the coordination and continuity of health care as patients transfer between different locations or different levels of care within the same location.”<sup>1</sup> We were guided by Donabedian’s framework of structure, process, and outcome in the development of a taxonomy of transition of care interventions for MI and stroke.<sup>6-8</sup>

In this review, we found that the process of transitioning the care of a patient from the hospital to the community began in the hospital as part of the discharge planning process (intervention type 1). This phase included interventions such as predetermined integrated-care pathways, early supported discharge, extended stroke unit services, and rehabilitation coordination with community services. Referral for subsequent subspecialty care followup was also included as part of intervention type 1 if it was part of the discharge planning. Education of the patient and family prior discharge was also initiated during the acute hospitalization (intervention type 2). Educational programs varied from those that provided information packages to direct teaching by subspecialty trained nurses.

Following hospital discharge, community-based support of the patient and family (intervention type 3) could be provided through advanced practice nurse care managers, primary care and specialty-based medical practitioners, and multidisciplinary care teams (including doctors; nurses; social workers; and physical, occupational, and speech therapists). This support could be provided in person at the patient’s home, by telephone, or at a clinical practice setting (physician’s office, outpatient rehabilitation setting or common meeting place for support groups). Ongoing patient and family education could also be maintained at the community level, such as the provision of medical-focused manuals, rehabilitation and lifestyle information, videotapes, and telephone-based educational programs.

Chronic disease management (intervention type 4) was reviewed as part of the process of transition of care, and a few disease management models were identified that included the outcomes of interest in our review: one MI and three stroke intervention programs.

Despite a conceptual basis to support the transition of care, we found only limited evidence in favor of some components of hospital-initiated support (intervention type 1): transition of care after stroke and specialty followup after MI. Transition of care interventions seemed able to reduce the total number of hospitalized days without adversely impacting long-term functional recovery or death. Specialty care followup after MI was associated with reduced mortality. There were no transition of care interventions that consistently improved functional recovery after stroke or MI, and none seemed to consistently improve quality of life or psychosocial factors such as strain of care, anxiety, or depression.



## **Limitations of the Review Process**

Across the 62 articles (44 studies) that met the inclusion criteria for this review, the major limitations were inadequate sample size, heterogeneity of outcome measures, lack of definition for the usual care group, and numerous studies conducted outside of U.S. settings. Few studies were designed with a single primary endpoint but rather simultaneously reported multiple outcome measures, frequently with an inadequate sample size to justify multiple statistical comparisons. The reported outcome measures included both validated and unvalidated outcome scales as well as combinations of the two. The treatment interventions were not always clearly described. Some studies included more than one intervention, which made it difficult to determine the effect of individual components on clinical outcomes. The most limiting aspect of the studies reviewed was that they did not define what constituted the control intervention, which in many cases was simply referred to as “usual care.” The latter made cross-study comparisons challenging. This heterogeneity in the intervention and control treatments precluded conducting a meta-analysis of the cohort of studies. A significant number of these studies (some of the better ones) were conducted outside the United States in countries with significantly different health care systems than ours (frequently in countries with single-payer systems), thus making translation of their results more challenging.

## **Conclusions**

Although we were able to define a conceptual framework and a specific taxonomy for transition of care services that served as the foundation for evaluating the published literature, the evidence for efficacy in the setting of stroke and MI was insufficient. A number of the studies we reviewed were based on a solid conceptual framework with reasonable study designs but had too few patients to be able to reach statistically valid conclusions. Other studies did not follow their subjects long enough, and too many studies used inconsistent endpoints to be able to make comparisons. Although acute MI and stroke share many risk factors, the scope of medical needs that each of these two populations of patients experience is quite different. Even though we attempted to evaluate the individual components of transition of care services for each disease entity, we found that each medical condition presented unique care issues that required specific transition of care interventions. This was most true for the utilization of rehabilitation services following stroke.

As the population of the United States gets older and the number of patients experiencing MI or stroke increases, it will be imperative to have transition of care interventions that have proven to be effective in improving functional outcomes and facilitating transfer of care from a hospital-based system to a community-based medical system while at the same time effectively utilizing health care resources to maintain health. Based on the findings of this review, few studies support the adoption of any specific transition of care program as a matter of health care policy. Some components, such as early supported discharge following stroke, appear to shorten length of stay and improve short-term disease. A similar approach following MI with early return to work also seems to be safe and cost effective. Additional well-structured research performed in the United States is necessary before concluding that a specific approach is effective and worthy

of widespread adoption. These studies will need to be disease focused because stroke and MI involve quite different populations with unique challenges to overcome.

## Implications for Future Research

Although we defined a taxonomy for the purposes of our review, we believe that a consensus needs to be reached among investigators on a unified taxonomy and conceptual framework that defines the constituent components in the transition of care process following stroke and MI. We found that this process could be evaluated in the context of four different types of interventions, each with a multitude of components that could be evaluated individually for clinical and statistical effectiveness (i.e., the effects of an education program on medication compliance) or together as components of an integrated system (the effectiveness of “early supported discharge” on functional recovery after stroke when compared to “standard rehabilitation”). Regardless of the method chosen, the intervention being tested needs to be clearly defined at the outset of the study as well as the expected outcome measures that will be used to evaluate the effectiveness of the intervention.

The control treatment used for comparison against the intervention also needs to be clearly defined in terms of the standard prehospitalization and posthospitalization care offered because the standard of care in one health care system may be quite different in another. This is most relevant in the setting of multicenter trials. Having a manual of operations with clear definitions of interventions and control therapies would allow for standardization of treatments across centers. Given the heterogeneity of the interventions as well as the systems under which these studies are carried out, measures of intervention fidelity (adherence to the protocol) need to be built into each study in order to evaluate whether the interventions are feasible and effective.

In addition to consistency in the terms used to describe the components of transition, there also needs to be a set of validated and clinically relevant outcomes. The outcomes chosen for a study should, by definition, be ones that are responsive to the intervention being tested. After an appropriate primary outcome is selected for study, the expected treatment effect needs to be presented along with statistical justification for the sample size chosen for the study—thus reducing the likelihood of having an underpowered trial. Secondary outcomes could serve as the basis for hypothesis testing in future trials. A number of the studies we reviewed showed a promising trend toward benefit; however, they were underpowered, and outcomes were diluted by incorporating too many variables. There are interventions that would allow an investigator to focus on one component of the system at a time and potentially create, in a stepwise fashion, a set of clinically proven interventions in a transition of care pathway.

We found that despite multiple strategies aimed at educating the patient and family about the patient’s medical condition, the long-term benefit of this effort seemed less clear. How to optimize health care education in order to modify behavior needs further study if it is going to be incorporated as a significant component of the transition process. It is already a cornerstone for the Joint Commission Primary Stroke Center designation for a hospital, yet there are few data on the optimal method for stroke education or whether it is associated with any benefit to the patient or family.

We found little evidence regarding the optimal method of maintaining continuity of care following hospital discharge. Despite the rapid development of electronic medical records, there was limited evidence about the effectiveness of this tool as a component of transition of care.

The costs associated with widespread implementation are not insignificant, and yet an optimal method for implementation in a system of health care such as that in the United States has not been evaluated.

Two examples of components suited for focused study are the role of health-related educational efforts in evaluating medication compliance and the implementation of an electronic medical record to facilitate communication among multiple providers (primary care, specialty care, care coordinators, rehabilitation specialists) after an acute hospitalization.

In other circumstances, it may not be possible to study subcomponents of an intervention; instead, a systems approach to care would need to be evaluated. Multidisciplinary discharge-planning teams (composed of doctors, nurses, social workers, and physical, occupational, and speech therapists) are an example of the latter. In that case, the entire team program could be tested against “standard” single-provider discharge planning.

For the results of an intervention to be generalizable to health care systems across the United States, the study should involve multiple centers across states as well as across health care systems (private practice groups, academic medical centers, health maintenance organizations, etc.). Many of the studies we reviewed were conducted in Europe, Australia, and Canada with single-payer systems that could affect the ability to extrapolate their study conclusions to the United States. More studies should be conducted under the health care system for which the intervention is intended to benefit.

Finally, future studies on transition of care could assess whether there should be separate care coordination trajectories for stroke and MI, or whether there is sufficient overlap in these interventions such that these care paradigms can translate to the general hospitalized population as a whole. For example, the disease state most studied in transition of care research (and demonstration projects) is congestive heart failure.<sup>9</sup> Programs developed for congestive heart failure in the future could be applied to acute MI or stroke and systematically evaluated. Future research that addresses whether transition of care interventions should be disease specific or be recommended for a general high-risk population would answer this important question. The challenges around transition of care are being recognized in all health care reform initiatives, and the Affordable Care Act of 2010, Section 3026, provides funding to test transition of care models for high-risk Medicare beneficiaries.

## Glossary

AHRQ	Agency for Healthcare Research and Quality
CDC	Centers for Disease Control and Prevention
CINAHL	Cumulative Index to Nursing and Allied Health Literature
EPC	Evidence-based Practice Center
MeSH	Medical Subject Heading
MI	myocardial infarction
TEP	Technical Expert Panel

## References

1. Coleman EA, Boult C. Improving the quality of transitional care for persons with complex care needs. *J Am Geriatr Soc* 2003;51(4):556-7. 12657079
2. Naylor MD, Aiken LH, Kurtzman ET, et al. The importance of transitional care in achieving health reform. *Health Aff (Millwood)* 2011;30(4):746-54. 21471497
3. Bernheim SM, Grady JN, Lin Z, et al. National patterns of risk-standardized mortality and readmission for acute myocardial infarction and heart failure. Update on publicly reported outcomes measures based on the 2010 release. *Circ Cardiovasc Qual Outcomes* 2010;3(5):459-67. 20736442
4. Fonarow GC, Smith EE, Reeves MJ, et al. Hospital-level variation in mortality and rehospitalization for medicare beneficiaries with acute ischemic stroke. *Stroke* 2011;42(1):159-66. 21164109
5. Agency for Healthcare Research and Quality. *Methods Guide for Effectiveness and Comparative Effectiveness Reviews*. Rockville, MD: Agency for Healthcare Research and Quality. Available at: [www.effectivehealthcare.ahrq.gov/index.cfm/search-for-guides-reviews-and-reports/?pageaction=displayproduct&productid=318](http://www.effectivehealthcare.ahrq.gov/index.cfm/search-for-guides-reviews-and-reports/?pageaction=displayproduct&productid=318). Accessed March 15, 2011.
6. McDonald KM, Sundaram V, Bravata DM, et al. Care Coordination. In: Shojania KG, McDonald KM, Wachter RM, Owens DK, eds. *Closing the Quality Gap: A Critical Analysis of Quality Improvement Strategies*. Technical Review 9 (Prepared by the Stanford University-UCSF Evidence-based Practice Center under contract 290-02-0017). AHRQ Publication No. 04(07)-0051-7. Vol. 7. Rockville, MD: Agency for Healthcare Research and Quality. 2007.
7. Krumholz HM, Currie PM, Riegel B, et al. A taxonomy for disease management: a scientific statement from the American Heart Association Disease Management Taxonomy Writing Group. *Circulation* 2006;114(13):1432-45. 16952985
8. Hoenig H, Sloane R, Horner RD, et al. A taxonomy for classification of stroke rehabilitation services. *Arch Phys Med Rehabil* 2000;81(7):853-62. 10895995
9. Naylor MD. Transitional care of older adults. *Annu Rev Nurs Res* 2002;20:127-47. 12092508

## Internet Citation

Olson DM, Prvu Bettger J, Alexander KP, et al. *Transition of Care for Acute Stroke and Myocardial Infarction Patients: From Hospitalization to Rehabilitation, Recovery, and Secondary Prevention*. Evidence Report No. 202. (Prepared by the Duke Evidence-based Practice Center under Contract No. 290-2007-10066-I.) AHRQ Publication No. 11(12)-E011. Rockville, MD. Agency for Healthcare Research and Quality. October 2011.

# Introduction

## Background

Despite advances in the quality of acute-care management of stroke and myocardial infarction (MI), there are gaps in knowledge about effective interventions to better manage the transition of care for patients with these complex health conditions. Transition of care is defined as “a set of actions designed to ensure the coordination and continuity of health care as patients transfer between different locations or different levels of care within the same location,”<sup>1</sup> and is often provided by interdisciplinary teams of professionals.<sup>2</sup> Indicators of potential transition problems include avoidable rehospitalizations and emergency room visits as well as poor functional status and quality of life. The Centers for Disease Control and Prevention (CDC) requested the Agency for Healthcare Research and Quality’s (AHRQ’s) Evidence-based Practice Center (EPC) Program to systematically review the evidence for transition of care services and programs that improve the posthospitalization quality of care for individuals who have experienced strokes or MIs. The results of this review will inform the CDC about the current strength of evidence as they develop future initiatives (e.g., research, clinical, public health and policy) to implement evidence-based recommendations for stroke and MI systems of care and postacute quality-of-care programs. State health departments are developing strategic and comprehensive plans for quality improvement programs for health systems, communities, and individuals to advance the transition of care. Their decisions should be informed by the current strength of evidence for transition of care models implemented during acute care, hospitalizations, and postacute settings of care (e.g., skilled nursing facilities, inpatient rehabilitation centers, community). Yet, the best practices for care transitions are not well established.

The mission of the Division for Heart Disease and Stroke Prevention (DHDSP) at the CDC is to provide public health leadership to improve cardiovascular health, reduce the burden, and eliminate disparities associated with heart disease and stroke. Cardiovascular disease and stroke account for 15 percent of the total health expenditures in 2007,<sup>3</sup> and the total estimated costs for both are over \$286 billion per year. Of the \$286 billion, \$40 billion is attributable to stroke.<sup>4</sup> Advances in the management and quality of acute care have contributed to reduced mortality in both conditions.<sup>5</sup> Yet some of the social and economic consequences of MI and stroke are their contribution to the burden of poor health, chronic disease, and disability rather than death. MIs and strokes contribute to, or become, chronic diseases due to the high risks of rehospitalization, functional decline, disability, and future cardiovascular events and second strokes.

The median risk-standardized 30-day readmission rate for acute MI is approximately 20 percent.<sup>6</sup> Stroke patients are also at high risk for hospital readmissions, with 30 percent of acute stroke patients experiencing at least one readmission within 90 days after discharge.<sup>7</sup> Acute-care hospitalization is a “point of influence” to improve outcomes and quality of care for recovery, risk-factor management, and better health. Better management of patients’ care will require management across multiple providers and settings. It will soon be expected that acute-care settings accept the responsibility to manage care transitions and avoid rehospitalizations. In 2012, the Patient Protection and Affordable Care Act will financially penalize hospitals for high readmission rates. In 2015, acute MI will be one of the conditions targeted for improved quality of care, and stroke may be a condition identified in the future. These policies will increase the

incentives for acute-care hospitals to develop effective transition of care programs and support integrated care. It will be important for health systems to develop and implement sustainable transition of care models in collaboration with primary care, other postacute health care systems (e.g., home health, rehabilitation centers, skilled nursing facilities), community-based services, and patients and their families.

Most of the programs supporting transition of care have been developed for congestive heart failure<sup>8,9</sup> and older adults with multiple comorbidities.<sup>1,10</sup> Acute MI and stroke also are complex health conditions that require effective interventions to better manage transition of care. However, there are major gaps in knowledge about best practices for transition of care for MI and stroke. In 2007, an AHRQ technical review identified multiple quality gaps in the coordination of chronic disease care,<sup>11</sup> and there was only one study of stroke and none of MI included in that review.

There are some inconsistencies in the early literature on transition of care models, depending on the focus of the study and the disciplines leading the interventions (nursing, medicine, rehabilitation).<sup>12</sup> This suggests that a broad and multidisciplinary review is required to adequately explore the key questions of transition of care for patients diagnosed with stroke or MI. With the advent of transition of care models and methods to integrate service delivery, it is imperative that we synthesize the evidence to find promising models of transition of care or to identify gaps in the evidence and needed research and program development to improve the quality of management of two of the most common health problems. These efforts are consistent with the Institute of Medicine's priorities to (1) compare the effectiveness of diverse models of transition support services for adults with complex health care needs (e.g., the elderly, homeless, mentally challenged) after hospital discharge and (2) compare the effectiveness of different quality improvement strategies in disease prevention, acute care, chronic disease care, and rehabilitation services for diverse populations of children and adults.<sup>13</sup>

## Scope and Key Questions

The first challenge of this systematic review was to consider the pathways for the transition of care. Transitions may include those that are direct to the outpatient environment as well as those to and from intermediate care environments. In addition, the components of transition of care may occur separately or in aggregate, which makes it important to know how the components are categorized and described within a clear taxonomy.

The second challenge was to dissect those data relevant to the disease states of interest. The incidence of stroke and MI increases with age, as does the presence of other chronic conditions that may be driving downstream outcomes. Also, stroke and MI are not exclusively diseases of the elderly, so it is fundamental to explore stroke and MI transitions within the population as a whole as well as in the older or chronically ill population.

While both stroke and MI result from disorders of the vascular system—and as such share many common risk factors—each medical condition presents unique challenges regarding transitions across care settings. Stroke patients more often transition from hospital to inpatient rehabilitation facilities, nursing homes for rehabilitation or palliative care, or home health services. Also, patients with stroke have more long-term physical disability and cognitive impairments that may require rehabilitative services or long-term institutional support. In

contrast, patients with MI are more likely to be discharged directly home and receive outpatient transition of care services. Additionally, patients with stroke are more likely to be older, female, and African American than are patients with MI.<sup>14</sup>

As part of this systematic review, we explored features of transition of care that are common to both vascular disorders as well as features that are unique to disease-specific needs. The key questions considered in this review were:

- **Key Question 1.** For patients hospitalized with first or recurrent stroke or myocardial infarction (MI), what are the key components of transition of care services? Can these components be grouped in a taxonomy, and are they based on a particular theory?
- **Key Question 2.** For patients hospitalized with first or recurrent stroke or MI, do transition of care services improve functional status and quality of life and reduce hospital readmission, morbidity, and mortality (up to 1 year postevent)?
- **Key Question 3.** For patients hospitalized with first or recurrent stroke or MI, what are the associated risks, adverse events, or potential harms—both system-based and patient-based—of transition of care services?
- **Key Question 4.** Do transition of care services improve aspects of systems of care for patients with stroke or MI (e.g., more efficient referrals, more timely appointments, better provider communication, reduced use of urgent care, or fewer emergency room visits as a result of transition of care services)? Is there improved coordination among multiple subspecialty care providers, and are new providers added to the care plan as a result of transition of care services?
- **Key Question 5.** For patients hospitalized with first or recurrent stroke or MI, do benefits and harms of transition of care services vary by characteristics—both patient-based and system-based—such as disease etiology and severity, comorbidities, sociodemographic factors, training of the health care providers, participants (patients, caregivers), geography (rural/urban, regional variations), and insurance status?

## Purpose of This Report

The goal of this evidence report was to review the literature that explored the opportunities and limitations of existing transition of care models, such as patient resource management, that are available for patients as they navigate from acute hospital care to rehabilitation services and eventually to independent or dependent living. Each step in the transition process was evaluated on its own merits as well as how it integrated the care of patients as they were discharged from the hospital and sought care with other providers, through different health care systems or in community programs. We reviewed the available published literature to assess whether evidence existed to support a beneficial role for coordinated transition of care for the postacute management period of medical, rehabilitative, and nursing services. Metrics of successful application of transition of care services included hospital readmission rates, second events (stroke or MI), resource utilization (cardiac or stroke rehabilitation, medical followup), functional status, medication adherence, and compliance with health care programs aimed at secondary prevention.

## **Role of the Technical Expert Panel**

We identified experts in the field of transitional care for patients with stroke and MI to serve as members of the project's Technical Expert Panel (TEP). The TEP contributes to AHRQ's broader goals of (1) creating and maintaining science partnerships and public-private partnerships and (2) meeting the needs of an array of potential customers and users of this report. To ensure accountability and scientifically relevant work, we asked the TEP for input at key stages of the project. More specifically, TEP members participated in conference calls and email exchanges to refine the analytic framework and key questions at the beginning of the project, refine the scope, discuss inclusion and exclusion criteria, and provide input on methodology.

Members of our TEP represented a broad range of experience relevant to our topic because of their extensive knowledge of the literature. They included experts in cardiology, vascular neurology, community-based medicine and rehabilitation, and geriatric medicine. Additionally, the TEP included representatives from the National Institutes of Health as well as Blue Cross and Blue Shield.

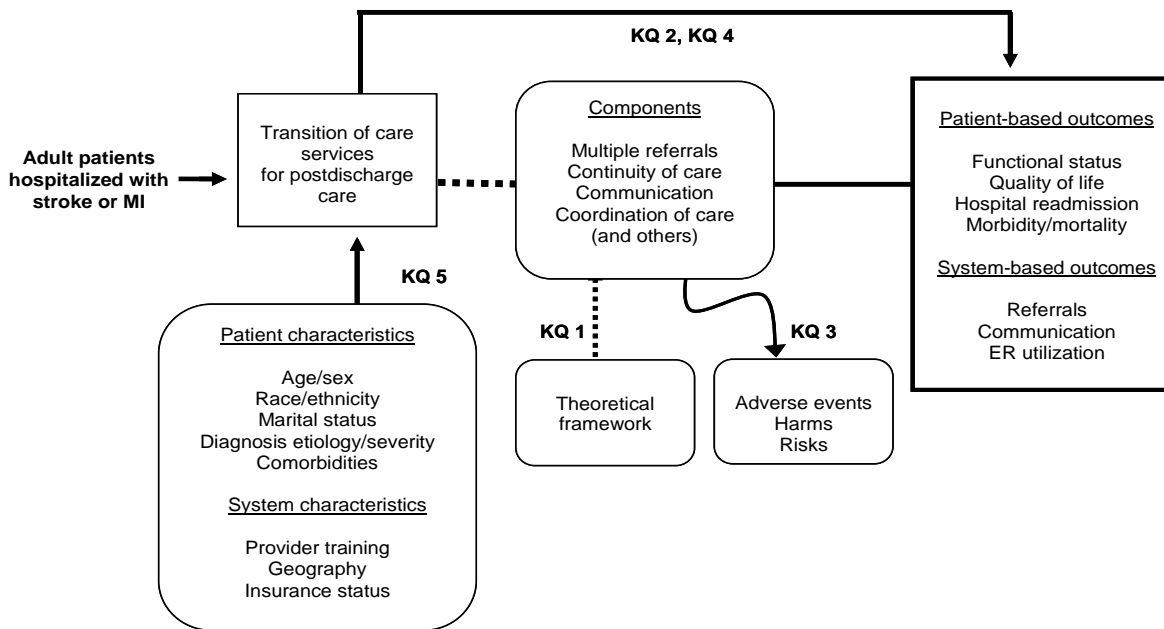


# Methods

## Analytic Framework

The analytic framework (Figure 1) shows how the components of transition of care services (e.g., multiple referrals, continuity and coordination of care, communication) for the postdischarge care of adult patients hospitalized with stroke or MI result in both patient-based and system-based outcomes (e.g., functional status, quality of life, hospital readmission, morbidity, and mortality). In addition, the components of transition of care services are analyzed by both patient-based and system-based characteristics as well as within the context of a theoretical framework. Adverse events, associated risks, or potential harms of transition of care services (both system-based and patient-based) are also addressed.

Figure 1. Analytic Framework



Note: "Multiple referrals" indicates referrals to primary care and other health care providers.  
 Abbreviations: ER = emergency room, KQ = key question, MI = myocardial infarction

# Literature Search Strategy

## Sources Searched

The comprehensive literature search involved electronic searching of peer-reviewed literature databases from January 1, 2000, to April 21, 2011. These databases included the Cumulative Index to Nursing and Allied Health Literature (CINAHL<sup>®</sup>), MEDLINE<sup>®</sup> accessed via PubMed<sup>®</sup>, the Cochrane Database of Systematic Reviews, and Embase<sup>®</sup>. Searches of these databases were supplemented with manual searching of reference lists contained in all included articles and in relevant review articles.

## Screening for Inclusion and Exclusion

We developed a list of article inclusion and exclusion criteria for the key questions (Table 1) and modified the list after discussion with the TEP.

**Table 1. Inclusion and exclusion criteria**

Category	Criteria
Study population	<p>KQs 1—5:</p> <ul style="list-style-type: none"><li>• Adults ≥ 18 years of age who were discharged, or were preparing to be discharged, from a hospitalization for the following two conditions:<ul style="list-style-type: none"><li>○ <b>Acute myocardial infarction</b> (ST elevation myocardial infarction or non-ST elevation myocardial infarction) was defined by clinical signs or symptoms consistent with an acute coronary syndrome in addition to documented electrocardiographic or enzyme evidence of myocardial ischemia or injury. Patients with unstable angina were also included if evidence of ischemia was present.</li><li>○ <b>Stroke</b> (acute ischemic stroke or intracerebral hemorrhage) was defined as a focal neurologic deficit lasting more than 24 hours that is attributed to a cerebral vascular cause (either acute ischemic stroke or intracerebral hemorrhage).</li></ul></li><li>• Studies reporting mixed populations of discharge diagnoses were included <i>if the results for the myocardial infarction or stroke population were reported separately</i>.</li><li>• Studies <i>focused solely</i> on patients with transient ischemic attack, subarachnoid hemorrhage, noncardiac chest pain, or congestive heart failure without myocardial infarction <i>were excluded</i>.</li></ul>

**Table 1. Inclusion and exclusion criteria (continued)**

Category	Criteria
Study design	<p>KQs 1–5:</p> <ul style="list-style-type: none"> <li>• Original data published since 2000<sup>a</sup></li> <li>• Randomized controlled trials</li> <li>• Prospective or retrospective observational studies</li> <li>• Registries</li> <li>• Excluded if case report, editorial, letter to the editor, or pilot/exploratory study with small sample size and not powered to detect a statistically meaningful result as stated by the authors</li> </ul>
Interventions	<p>KQs 1–5: Components of transition of care services (peridischarge) included:</p> <ul style="list-style-type: none"> <li>• Case management to oversee all care across multiple care environments (acute care, intermediate care, home health care, and community settings)</li> <li>• Discharge planning including procurement of equipment and services, referrals for followup care (e.g., home health care, social services, rehabilitation), and education about community resources</li> <li>• Self-management tools to alleviate patient and caregiver burden associated with managing transitions between care environments</li> <li>• Care pathways developed to organize treatment and rehabilitation across care settings</li> <li>• Systems for shared access to patient information to allow multiple health care providers across settings to access patient information and to coordinate care</li> <li>• Referrals to specialty care providers (e.g., cardiologist, neurologist) based on patient needs, included as part of the transition of care service</li> <li>• Referral back to primary care providers included as part of the transition of care service</li> </ul>
Comparator	<p>KQs 1–5: Usual care—defined as care that <u>did not</u> include transition of care services that coordinated care among multiple providers (e.g., a simple recommendation for followup with primary care and other health care providers, or direct discharge to home or other health care facility)</p>
Study outcomes	<ul style="list-style-type: none"> <li>• KQs 2, 3, and 4: Outcomes included death, hospital readmission, return to pre-morbid status, functional ability, quality of life, and hospital-free days. Predictors of these outcomes included the following: <ul style="list-style-type: none"> <li>○ System-level of analysis: Academic versus community hospital, specialist versus general health care provider, urban versus rural setting</li> <li>○ Patient-level of analysis: Race, ethnicity, sex, comorbidities, socioeconomic and insurance status</li> </ul> </li> <li>• KQ 3: Outcomes included adverse events/harms/risks (e.g., readmissions, delayed discharge, increased utilization with no improved clinical outcomes, increased patient/caregiver burden, dropped from insurance)</li> <li>• KQs 4 and 5: Outcomes included continuity of health care (with specialist and general health care provider), or the total number of health care providers/services for a patient</li> </ul>

**Table 1. Inclusion and exclusion criteria (continued)**

Category	Criteria
Timing	KQs 1–5: Any time period (up to 1 year) following a hospital discharge from an acute myocardial infarction or stroke
Settings	KQs 1–5: <ul style="list-style-type: none"> <li>• Setting at baseline was an acute-care hospitalization</li> <li>• Posthospitalization care setting included inpatient (e.g., inpatient rehabilitation facility, skilled nursing facility), outpatient (primary care physician, rehabilitation), and home care (including home modifications if needed)</li> <li>• Geographical location, number of sites</li> </ul>
Publication languages	English only

<sup>a</sup>The TEP approved a literature start date of 2000 because this date provided the most current publications and emphasized the current paradigms of care.

Abbreviation: KQ = key question

## Process for Study Selection

Search strategies were specific to each database in order to retrieve the articles most relevant to the key questions. Our basic search strategy used the National Library of Medicine’s Medical Subject Headings (MeSH) key word nomenclature developed for MEDLINE®, limited to articles published in English, and a manual search of retrieved articles and published reviews. Search terms and strategies were developed in consultation with a medical librarian.

We incorporated transition of care studies that specified postacute hospitalization transition of care services as well as prevention of recurrent MI or stroke. Naylor<sup>8</sup> identified keywords used in our search strategy (transitional care, discharge planning, care coordination, case management, continuity of care, referrals, postdischarge followup, patient assessment, patient needs, interventions, and evaluations), and we incorporated and built on this foundation. The exact search strings used in our strategy are given in Appendix A.

Interventions solely comprised of cardiac rehabilitation or stroke rehabilitation were excluded since both are services that can be prescribed independently from a transition of care program. These articles were excluded at the full-text screening stage in the category of “not a system-level transitional intervention.” We did not identify any transition of care interventions that were developed to support patients transitioning from hospital to rehabilitation (either cardiac or stroke) or from rehabilitation to home.

Using the prespecified inclusion and exclusion criteria, titles and abstracts were examined independently by two reviewers for potential relevance to the key questions. Articles included by any reviewer underwent full-text screening. At the full-text screening stage, two independent reviewers read each article to determine if it met eligibility criteria. At the full-text review stage, paired researchers independently reviewed the articles and indicated a decision to “include” or “exclude” the article for data abstraction. When the paired reviewers arrived at different decisions about whether to include or exclude an article, they reconciled the difference through a third-party arbitrator. Articles meeting our eligibility criteria were included for data abstraction.

## Data Extraction and Data Management

Data from included reports were abstracted into the database by one reviewer and read over by a second reviewer. Data elements abstracted included study design, setting, geographic location, patient characteristics, transition of care components, outcomes, length of followup, adverse events, and descriptors to assess applicability, quality elements, intervention details, and outcomes. Disagreements were resolved by consensus or by obtaining a third reviewer's opinion when consensus could not be reached. Appendix B lists the elements used in the data abstraction form. Appendix C contains a bibliography of all included studies organized alphabetically by author.

## Individual Study Quality Assessment

We employed internal and external quality-monitoring checks through every phase of the project to reduce bias, enhance consistency, and verify accuracy. Examples of internal monitoring procedures were two progressively stricter screening opportunities for each article (abstract screening, full-text screening, and data abstraction), involvement of two individuals in each data abstraction, and agreement of the two investigators on all included studies. The peer review process was our principal external quality-monitoring device.

The included studies were assessed on the basis of the quality of their reporting of relevant data. We evaluated the quality of individual studies using the approach described in AHRQ's *Methods Guide for Effectiveness and Comparative Effectiveness Reviews* (hereafter referred to as the *Methods Guide*).<sup>15</sup> To assess methodological quality, we employed the strategy to (1) apply predefined criteria for quality and critical appraisal and (2) arrive at a summary judgment of the study's quality. To indicate the summary judgment of the quality of the individual studies, we used the summary ratings of good, fair, or poor. Appendix B describes our quality assessment process, and Appendix D lists our quality assessment for each included study.

To assess applicability, we used data abstracted on the population studied, the intervention and comparator, the outcomes measured, settings, and timing of assessments to identify specific issues that may limit the applicability of individual studies or a body of evidence as recommended in the *Methods Guide*.<sup>15</sup> Appendix B describes our applicability assessment process, and Appendix D lists our applicability assessment for each included study. We used these data to evaluate the applicability to clinical practice, paying special attention to study eligibility criteria, baseline demographic features of the enrolled population (such as age, disease severity, and comorbid conditions) in comparison to the target population, characteristics of the transition of care intervention used in comparison with therapies currently in use in routine clinical practice, and clinical relevance and timing of the outcome measures.

## Data Synthesis

The studies included in this review varied in the types of transition of care service, the delivery of the intervention tested, the comparator group, and the outcomes measured. Therefore,

we were unable to group studies with similar transitions of care, interventions, and outcomes for a formal meta-analysis. Instead, we grouped studies with similar transition of care components and described the interventions, comparators, and outcomes.

## **Grading the Body of Evidence for Each Key Question**

The strength of evidence for each key question was assessed using the approach described in the *Methods Guide*.<sup>15</sup> The evidence was evaluated using the four required domains: risk of bias (low, medium, or high), consistency (consistent, inconsistent, or unknown/not applicable), directness (direct or indirect), and precision (precise or imprecise). Additionally, when appropriate, the studies were evaluated for coherence, dose-response association, residual confounding, strength of association (magnitude of effect), publication bias, and applicability.

The strength of evidence was assigned an overall grade of High, Moderate, Low, or Insufficient according to the following four-level scale:

- **High**—High confidence that the evidence reflects the true effect. Further research is very unlikely to change our confidence in the estimate of effect.
- **Moderate**—Moderate confidence that the evidence reflects the true effect. Further research may change our confidence in the estimate of effect and may change the estimate.
- **Low**—Low confidence that the evidence reflects the true effect. Further research is likely to change the confidence in the estimate of effect and is likely to change the estimate.
- **Insufficient**—Evidence either is unavailable or does not permit estimation of effect.

## **Peer Review and Public Commentary**

Nominations for peer reviewers were solicited from several sources, including the TEP and interested Federal agencies. The list of nominees was forwarded to AHRQ for vetting and approval. A list of reviewers submitting comments on the draft version of this report is included in the Preface of this document.

# Results

## Literature Search and Screening

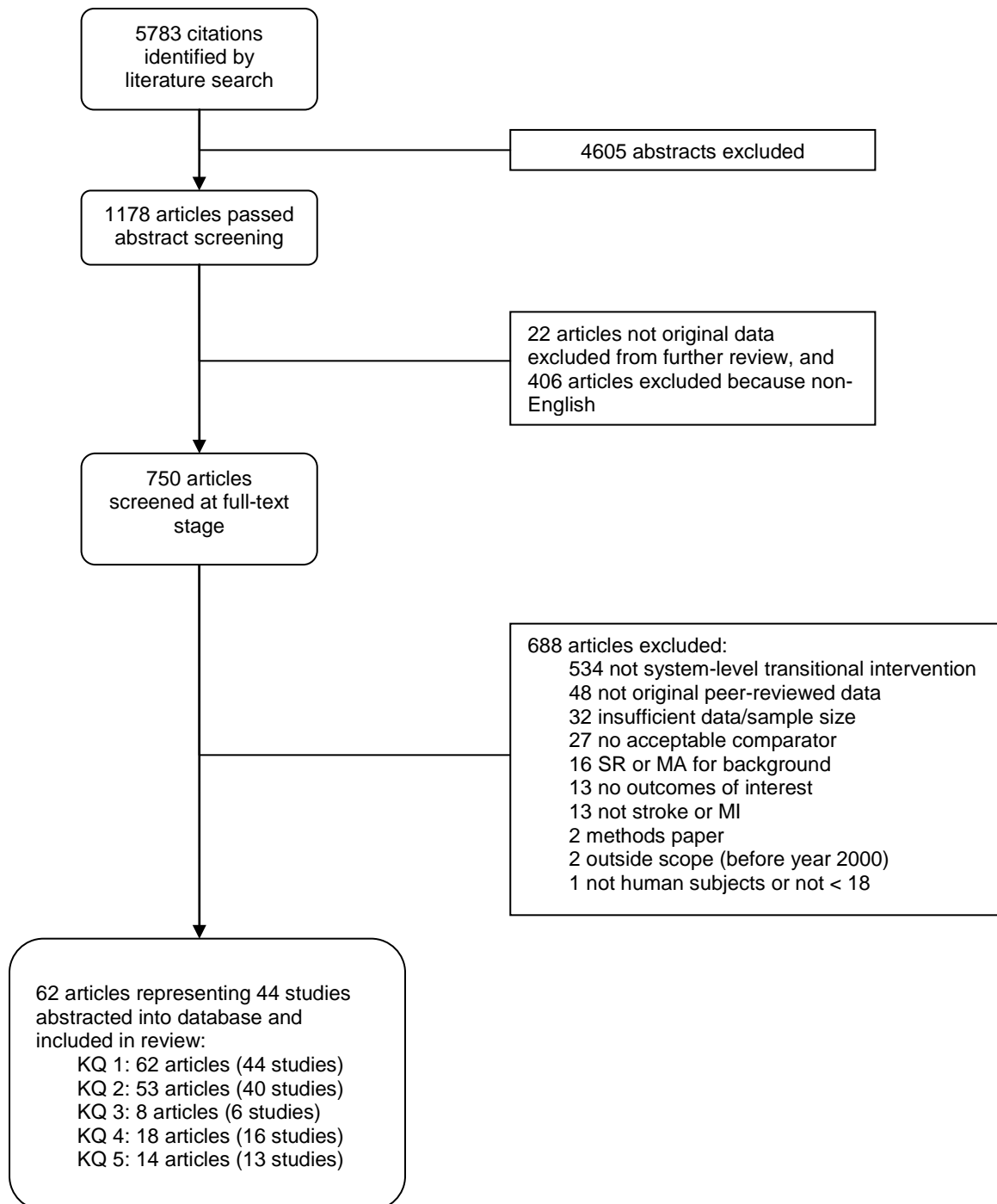
Searches of all sources identified a total of 5783 potentially relevant citations. Table 2 details the number of citations identified from each source.

**Table 2. Sources of citations**

Source	Number unique of citations
MEDLINE	5355
CINAHL	22
Cochrane Database of Systematic Reviews	1
Embase	376
References of review articles and primary studies	16
Other (recommendations from staff at AHRQ or TEP or from project investigators)	13
<b>Total</b>	<b>5783</b>

Figure 2 describes the flow of literature through the screening process. Of the 5783 unique citations identified by our searches, 4605 were excluded at the abstract screening stage. Of the 1178 articles that passed the initial abstract screening, 22 were not original data (e.g., editorials), which were reviewed separately and excluded from further review, and 406 articles were excluded because they were non-English publications. The remaining 750 articles went on to full-text screening. Of these, 688 were excluded, leaving a total of 62 included articles (representing 44 studies). Appendix D provides a table of studies included in this review along with their quality rating, limitations to applicability, and relevant key questions. Appendix E provides a complete list of articles excluded at the full-text screening stage, with reasons for exclusion.

**Figure 2. Literature Flow Diagram**



Abbreviations: KQ = key question; MA = meta-analysis; MI = myocardial infarction; SR = systematic review



Key Question 1: For patients hospitalized with first or recurrent stroke or myocardial infarction (MI), what are the key components of transition of care services? Can these components be grouped in a taxonomy, and are they based on a particular theory?

## Key Points

- Theory was rarely reported in clinical trial papers reporting study outcomes.
- Transition of care interventions for patients with MI or stroke were grouped into four categories of intervention, and each category began in a different phase of an episode of illness.
- The components of the different interventions were grouped into a taxonomy that addressed the type of transition relative to the phase of illness and care, type of intervention, recipient of the intervention, content of the intervention, facilitator of the intervention, method of recipient-to-facilitator contact, intensity and complexity, and outcomes.

## Detailed Analysis

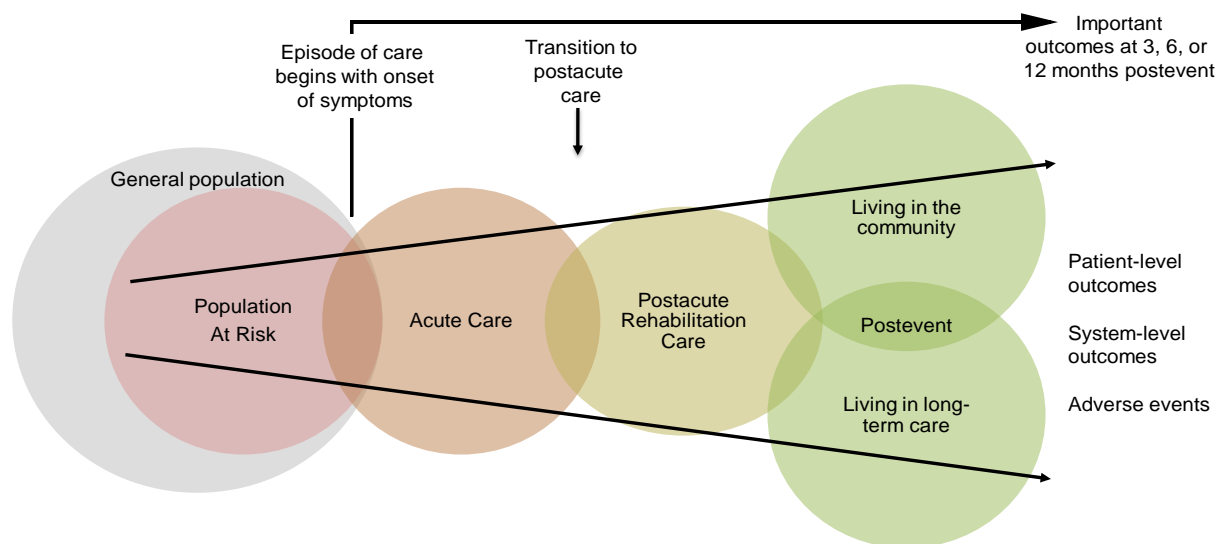
A patient experiencing an acute MI or stroke undergoes a number of transitions, from the onset of symptoms and hospital admission through the various settings of acute and subacute care before returning to the community or a final place of residence. This report focuses on the process of transitioning from an acute inpatient setting to an out-of-hospital setting. The transition may include (1) a return to home, (2) a transient stay in a setting that provides rehabilitation, or (3) relocation to a long-term care facility. As the individual moves through these various settings, a number of different health care providers may be involved in various configurations of care models to transition patients “home.”

Before the effectiveness of the various approaches to transitioning patients home can be examined, the approaches need to be categorized and the components defined. We present the transition of care interventions and models categorized as they would be delivered in an episode of care and then describe the supporting theories and the structure and process of the different types that were identified. This presentation of the structural components and processes of transition of care services supports the KQs that are focused on outcomes.

**Framework.** We have adapted the National Quality Forum’s episode of care framework for aligning the interventions and models identified in this literature review, modifying it only slightly to include stroke as well as MI (Figure 3). This framework, developed to guide measurement, essentially depicts the care pathway experienced by patients for an episode of illness such as an acute MI or stroke. Although the framework captures individuals prior to the acute event as they transition through the acute hospitalization and into followup care, our focus for this review is concentrated only on the transition out of the acute hospital stay. While we recognize that transitions of care as defined by Coleman et al.<sup>1</sup> occur even during the acute

hospitalization, we focused on the transfer across settings. Thus, the acute-care hospital, and in some cases the acute hospital or the next setting for inpatient care, became our point of interest as the primary point of influence on recovery and maintenance of health for patients transitioning home. We did not identify any studies that focused solely on the transition from an alternative inpatient setting such as a skilled nursing facility to home.

**Figure 3. Framework for episodes of care**



(Adapted from *Patient-Focused Episodes of Care Framework*, National Quality Forum 2010)

**Literature identified.** Four types of transition of care interventions were identified in this review of 62 articles (10 good quality, 41 fair, 11 poor) describing 44 studies:

- (1) Hospital-initiated support for discharge to home or intermediary care units such as inpatient rehabilitation or skilled nursing facilities.
- (2) 2a. Hospital-based patient and family education interventions  
2b. Community-based patient and family education interventions
- (3) Community-based models of support interventions
- (4) Chronic disease management models of care

Each intervention type, as tested in the studies reviewed, was intended to transition the patient back to the community and promote recovery and positive outcomes. While all studies in this review measured 3-, 6-, or 12-month outcomes, the emphasis of the intervention weighted more heavily in either the acute hospital, as with types 1 and 2a, or the community, as with 2b, 3,

and 4. The following tables describe the 44 interventions organized by type, first for stroke (Table 3, 27 stroke interventions published in 41 articles) and then for MI (Table 4, 17 MI interventions published in 21 articles).

**Table 3. Transition of care interventions and models for stroke**

Study/Country	Components	Theory
<b><i>Intervention type 1: Hospital-initiated support</i></b>		
Askim et al., 2004 <sup>16</sup> Askim et al., 2006 <sup>17</sup>  Norway	Early supported discharge: Ordinary stroke unit service with rehabilitation and primary care services after discharge plus mobile stroke team from the stroke unit to focus on early and intensive task-specific exercise therapy in the patients' home; shared goal setting with team, physician, patient, and family if possible; and coordination with primary care.	None reported
Bautz-Holtert et al., 2002 <sup>18</sup>  Norway	Early supported discharge: Project team did in-hospital assessment, discharge planning, and coordination of the continued rehabilitation provided by community services. Each patient had a multidisciplinary team, ongoing support and supervision, an outpatient clinic visit at 4 weeks, and the option for continued inpatient or outpatient rehabilitation.	None reported
Fjaertoft et al., 2003 <sup>19</sup> Fjaertoft et al., 2004 <sup>20</sup> Fjaertoft et al., 2005 <sup>21</sup> Indredavik et al., 2000 <sup>22</sup>  Norway	Extended stroke unit service, essentially the same as early supported discharge. Same as Askim et al. <sup>16,17</sup> (originally developed by Indredavik et al., 2000 <sup>22</sup> ).	None reported
Grasel et al., 2005 <sup>23</sup> Grasel et al., 2006 <sup>24</sup>  Germany	Intensified transition:(1) Psychoeducational seminar for caregivers, (2) individual training course at bedside for caregivers about care at home and how to reduce caregiver burden, (3) therapeutic weekend for patient at home before discharge with home evaluation, (4) 3-month telephone followup for counseling based on need.	None reported
Holmqvist et al., 2000 <sup>25</sup> von Koch et al., 2000 <sup>26</sup> von Koch et al., 2001 <sup>27</sup>  Sweden	Early supported discharge: Short-term admission to a hospital, followed by (where appropriate) early supported discharge with continuity of rehabilitation in the community (physical therapist, occupational therapist, speech and language pathologist, social worker consultation as needed).	None reported
Mayo et al., 2000 <sup>28</sup> Teng et al., 2003 <sup>29</sup>  Canada	Early supported discharge: prompt discharge from hospital with the immediate followup services for 4 weeks by a multidisciplinary team offering nursing, physical therapy, occupational therapy, speech therapy, and dietary consultation. Nursing or physical therapy took the lead for most patients.	None reported
Sulch et al., 2000 <sup>30</sup> Sulch et al., 2002 <sup>31</sup> Sulch et al., 2002 <sup>32</sup>  England	Predetermined inpatient rehabilitation integrated-care pathway led by a stroke nurse which specified recommendations for medicine, nursing, physiotherapy, occupational therapy, speech, and nutrition for 5 weeks following discharge.	None reported

**Table 3. Transition of care interventions and models for stroke (continued)**

Study/Country	Components	Theory
Torp et al., 2006 <sup>33</sup> Denmark	Hospital-supported discharge: independent interdisciplinary stroke team consisting of an occupational therapist, a physiotherapist, and a physician from the rehabilitation unit who followed the patient until the last 7 days of the hospitalization. Team then took over the training and carried out home visits during the last 7 days of the hospital stay to establish personal contact.  Postdischarge care included a comprehensive rehabilitation program for the patients for up to 30 days with a maximum of 10 home visits. They supervised patient, relatives, and home care professionals and handed over the care of the patient to local home care services through personal contact to the relevant health staff.	None reported
<b><i>Intervention type 2a: Patient and family education (hospital-based)</i></b>		
Hoffmann et al., 2007 <sup>34</sup> Australia	"What you need to know about stroke" system: stroke education based on and formatted for patients and delivered by research nurse.	None reported
<b><i>Intervention type 2b: Patient and family education (home-based)</i></b>		
Clark et al., 2003 <sup>35</sup> Australia	Information package at discharge about stroke and its consequences, measures for reducing the risk of further stroke, practical coping suggestions, and information about community services and support structures. Home visits by social worker trained in family counseling techniques and provided based on family need.	Family systems theory
Johnston et al., 2007 <sup>36</sup> UK	Workbook with education about stroke and recovery, guidance on coping skills, and self-management instruction plus telephone followup; led by a nurse.	Cognitive behavioral theory
Mant et al., 2000 <sup>37</sup> Mant et al., 2005 <sup>38</sup> UK	Family support organizer provided information, emotional support, and was the liaison with other services. Facilitated through a combination of home and hospital visits and telephone calls tailored by need.	None reported
Sahebalzamani et al., 2009 <sup>39</sup> Iran	Education on activities of daily living in six to eight 2-hour sessions over 45 days (however, same booklet of information was given to control group); led by a nurse.	None reported

**Table 3. Transition of care interventions and models for stroke (continued)**

Study/Country	Components	Theory
<b>Intervention type 3: Community-based support</b>		
Allen et al., 2002 <sup>40</sup> Allen et al., 2009 <sup>41</sup>  US	Postdischarge care management including (1) care with an equal emphasis on physical and psychosocial health, (2) an advanced practice nurse care manager to assess patients' problems and coordinate care, (3) standardized assessments, education and interventions to ensure consistency in care targeting poststroke complications, (4) an interdisciplinary poststroke consultation team of stroke experts to devise and advise individual care plans, and (5) communication of assessments and care plan to each primary care physician and collaboration on with advanced practice nurse to support the team's evidence-based recommendations and patient goals.	Wagner's model of chronic illness care <sup>42</sup>
Andersen et al., 2000 <sup>43</sup> Andersen et al., 2002 <sup>44</sup>  Denmark	Arm 1: Physician intervention consisting of three 1-hour home visits over 12 weeks focused on early detection and treatment of complications, maintenance of functional capacity, and psychological and social adjustment to a new life with stroke-related disability. Patients could call the project physician whenever they wished.  Arm 2: Physiotherapist instruction and reeducation for 6 weeks after discharge in the patient's home to evaluate and address problems with indoor and outdoor mobility and some activities of daily living. Instruction and education for family and professional caregivers on how to maximize patient's function.	None reported
Ayana et al., 2001 <sup>45</sup>  UK	Patient-held record with telephone numbers of all relevant staff with space for therapist, patient, or family to record assessment and management decisions postdischarge (did not replace usual documentation) kept by each professional group.	None reported
Boter et al., 2004 <sup>46</sup>  Netherlands	Nurse followup with standardized checklist on risk factors for stroke, consequences of stroke, and unmet needs for stroke services. Also a checklist for caregivers with special attention to the consequences the stroke has on caregivers' well-being. Interaction directed by needs. Patients/caregivers coached on self-management. Problems referred to general practitioner as needed.	None reported
Claiborne et al., 2006 <sup>47</sup>  US	Integration of biopsychosocial interventions within a coordinated delivery of care (evidence-based health practices, proactive preventive treatment, and followup); monitor patient care and progress related to his or her biopsychosocial issues, service needs, and adherence to self-care practices; assess, assist, problem solve and coordinate service needs, for example, additional medical and related appointments, transportation issues, financial issues, housing needs, heating and repair assistance, equipment modification and assistance, employment issues, entitled services, and so forth; education, counsel and refer caregivers for support as needed.	None reported

**Table 3. Transition of care interventions and models for stroke (continued)**

Study/Country	Components	Theory
Donnelly et al., 2004 <sup>48</sup> UK	Early discharge after home evaluation and assistive equipment in place. Team meetings at home with patient and family to discuss progress and goals.	None reported
Ertel et al., 2007 <sup>49</sup> Glass et al., 2004 <sup>50</sup> US	Beginning early after onset of stroke, psychosocial intervention to mobilize the social networks of the stroke patient (including the primary caregiver, family, friends, and formal caregivers) during the postdischarge period to provide effective emotional and instrumental support, increase the patient's sense of self-efficacy regarding ability to regain function, maximize stress reduction, enhance effectiveness of problem solving. Home visits included intervention provider, patient, family and paid caregivers. Checklist used to confirm 16 content areas of psychosocial adaptation to stroke were identified.	Family systems theory and cognitive behavioral theory
Geddes et al., 2001 <sup>51</sup> UK	Five intervention types met transition of care definition and all had a coordinator: the availability of multidisciplinary assessment and treatment; a patient-oriented approach to rehabilitation; the provision of help to caregivers; and the ability to address physical, psychological, and social aspects of rehabilitation.	None reported
Mayo et al., 2008 <sup>52</sup> Canada	Case management: for 6 weeks after discharge, a nurse stroke care manager was in contact with patients through home visits and telephone calls to coordinate care with the patient's personal physician and link the stroke survivor into community-based stroke services.	None reported
Ricauda et al., 2004 <sup>53</sup> Italy	Geriatric home hospitalization service included referral by general practitioners or physicians of hospital units, 24-hour rapid access to equipment needed for home nursing, multidisciplinary care, and admission if required in the hospital catchment area. Availability of a caregiver was necessary for participation in the program.	None reported
Torres-Arreola Ldel et al., 2009 <sup>54</sup> Mexico	Nurse-led physical therapy plus education; started rehabilitation in the hospital and continued it at home after discharge and trained the caregiver and patient in general aspects of stroke and rehabilitation.	None reported

**Table 3. Transition of care interventions for models and stroke (continued)**

Study/Country	Components	Theory
<b><i>Intervention type 4: Chronic disease management</i></b>		
Joubert et al., 2006 <sup>55</sup> Australia	Support GPs to manage risk factors and detect and treat depression; personal contact between the specialist service (study neurologist) and the GP; telephone-tracking system provided ongoing information to the GP and gave patient and caregiver support; flowchart continuous surveillance and feedback while facilitating risk-factor management and providing feedback to the stroke service.	None reported
Joubert et al., 2008 <sup>56</sup> Australia	Structured nurse-led telephone and physician office visit followup over 12 months; support to GPs to manage risk factors and detect and treat depression; personal contact between the specialist service (study neurologist) and the GP; telephone-tracking system provided ongoing information to the GP and gave patient and caregiver support; flowchart continuous surveillance and feedback while facilitating risk factor management and providing feedback to the stroke service.	None reported
Joubert et al., 2009 <sup>57</sup> Australia	Same as Joubert et al., 2008 <sup>56</sup>	None reported

Abbreviations: GP = general practitioner; UK = United Kingdom; US = United States



**Table 4. Transition of care interventions and models for myocardial infarction**

Study/Country	Components	Theory
<b><i>Intervention type 1: Hospital-initiated support</i></b>		
Eagle et al., 2005 <sup>58</sup> Rogers et al., 2007 <sup>59</sup>  US	Embedded the key priorities of the national guidelines into acute MI care.	None reported
Ho et al., 2007 <sup>60</sup>  US	Inpatient and followup cardiology care in the Veterans Affairs hospital.	None reported
Kotowycz et al., 2010 <sup>61</sup>  Canada	Early hospital discharge (48 to 72 hours) plus outpatient followup with an advanced practice nurse within 3 days of discharge and had ≥ 2 additional followups within 30 days of discharge; advanced practice nurse was to educate patients about the nature and management of their disease, with a focus on medications, and facilitation of discharge planning by ensuring patients were aware of all followup appointments and outpatient tests.	None reported
Petrie et al., 2002 <sup>62</sup>  New Zealand	Brief psychological intervention to change inaccurate and negative illness perceptions of MI.	None reported
Young et al., 2003 <sup>63</sup>  Canada	Four components of the disease management program were (1) the standardized pathway, labeled “the nursing checklist,” (2) the referral criteria for specialty care management, (3) the communication systems, including the discharge summary and the nurses’ visit report and (4) patient education. Patients were eligible to receive a minimum of six home care visits from a cardiac-trained nurse.	None reported
<b><i>Intervention type 2a: Patient and family education (hospital-based)</i></b>		
Mayou et al., 2002 <sup>64</sup>  UK	Individualized educational and behavioral, nurse-delivered cardiac rehabilitation program.	None reported
<b><i>Intervention type 2b: Patient and family education (home-based)</i></b>		
Lacey et al., 2004 <sup>65</sup>  UK	Heart manual: rehabilitation and lifestyle information and advice, relaxation exercises and advice for patients and partners using audiotape, and an exercise plan to be followed according to individual ability. Support by a facilitator who provides contact by telephone or by face-to-face meeting during the first 6 weeks after acute MI.	None reported

**Table 4. Transition of care interventions and models for myocardial infarction (continued)**

Study/Country	Components	Theory
<b><i>Intervention type 3: Community-based support</i></b>		
Bambauer et al., 2005 <sup>66</sup> US	Six 30-minute telephone counseling sessions over a period of 8 weeks led by a doctoral-level clinician (psychiatrist, clinical psychologist, and/or internist) to address eight specific issues or fears, including loss of control, loss of self-image, dependency, stigma, abandonment, anger, isolation, and fear of death.	None reported
Costa e Silva et al., 2008 <sup>67</sup> Brazil	Transdisciplinary care, multidisciplinary across specialties and settings with followup by cardiologist, endocrinologist, nurse and dietitian for up to 6 months.	None reported
Gallagher et al., 2003 <sup>68</sup> Australia	Support and information by a cardiac nurse to promote self-managed recovery and psychosocial adjustment beginning 1 to 2 days before hospital discharge, followed by 4 telephone calls at 2 to 3 days and 1, 3, and 6 weeks after discharge. Followup calls were scheduled to assist women coping with various stages of adjustment during recovery.	None reported
Hall et al., 2002 <sup>69</sup> Kovoor et al., 2006 <sup>70</sup> Australia	Early return to work at 2 weeks with phone contact once a week for 5 weeks by the nurse coordinator (and from economics center); 6 weeks in cardiac rehabilitation and no intervention contact until 6 months.	None reported
Hanssen et al., 2007 <sup>71</sup> Hanssen et al., 2009 <sup>72</sup> Norway	Weekly nurse-initiated telephone calls were arranged for the first 4 weeks; subsequent calls were arranged 6, 8, 12, and 24 weeks after discharge to address individual needs and support of patients' own coping efforts with respect to lifestyle changes and risk-factor reduction.	Lazarus and Folkman <sup>73</sup> theory on stress, appraisal, and coping; also principles about patient education
Luszczynska et al., 2006 <sup>74</sup> Poland	Implementation intention intervention program given on an individual basis and lasted 10 to 15 minutes: Patients (1) received instructions about what implementation intention should include, (2) completed the intervention form, (3) screened the intervention form together with an interviewer and received supportive feedback from an interviewer regarding their implementation intentions, and (4) were complimented by an interviewer regarding successful implementation of their intentions.	None reported
Oranta et al., 2009 <sup>75</sup> Finland	Psychiatric nurse led interpersonal counseling program over six sessions (all by phone except last) including starting, encouragement, and ending phases.	None reported

**Table 4. Transition of care interventions and models for myocardial infarction (continued)**

Study/Country	Components	Theory
Robertson et al., 2001 <sup>16</sup> Robertson et al., 2003 <sup>77</sup>  Canada	Weekly home visit for 4 weeks after discharge by an experienced emergency and critical care nurse.	None reported
Sinclair et al., 2005 <sup>8</sup>  UK	Home visits at 1 to 2 weeks and 6 to 8 weeks after hospital discharge by a nurse who encouraged compliance with and knowledge of their treatment regimen, offered support and guidance about resuming daily activities, and involved other community services as appropriate.	None reported
<b><i>Intervention type 4: Chronic disease management</i></b>		
Barlow et al., 2009 <sup>9</sup>  UK	Expert Patients Programme	None reported

Abbreviations: MI = myocardial infarction; UK = United Kingdom; US= United States

*Intervention type 1: Hospital-initiated support for discharge to home.* While the hospital-initiated models designed to prepare patients for discharge and the transition to home were generally described in detail, none of the six stroke models or the four MI models reported any theoretical foundation supporting the design of the intervention.

The components of four of the six interventions designed for stroke patients were similar.<sup>16-22,33</sup> These “extended stroke unit services” or “hospital-supported discharge” models each included a multidisciplinary team of professionals that followed the stroke patients as they transitioned home—and provided continued support, supervision, and coordination with community-level services. The timing and length of followup postdischarge varied, but the therapeutic foci on rehabilitation and continuity of care were similar across studies. The intervention described in Grasel et al.<sup>23,24</sup> differed in that it focused on the caregivers who provided psychoeducational education, training, and counseling prior to and after discharge from acute care for up to 3 months. The study by Sulch et al.<sup>30-32</sup> was the only stroke-specific intervention in this category that identified a single facilitator or lead interventionist—a stroke nurse, who in this study implemented an integrated-care pathway to improve coordination and discharge planning and reduce the length of stay. Although the integrated-care pathway was developed by a multidisciplinary team, the study investigators strategically chose a single lead interventionist so that the study would not be a burden for other disciplines. Unique to this category of hospital-initiated transition of care interventions for stroke patients, the study by Sulch et al. did not provide any postdischarge followup.

Each of the four MI models was distinctly different, but each shared at least one similarity with one of the hospital-initiated stroke interventions. Like Sulch et al., the study by Eagle et al. and Rogers et al.<sup>58,59</sup> tested a hospital-initiated program that in part aimed to improve care coordination and discharge planning but did not provide any posthospital followup as part of the intervention. Like the intervention in Grasel et al., the Petrie et al.<sup>62</sup> study was a psychological intervention, but it focused on patients’ perceptions rather than on caregivers’ perceptions. Interventions described by Ho et al.<sup>60</sup> and Young et al.<sup>63</sup> both straddled inpatient and outpatient or community-level care, but neither intervention was designed to support the handoff to community-based physicians or services. Also dissimilar from the stroke interventions in this category was the absence of a lead facilitator or specified team of professionals for any of the MI interventions. These components are depicted in Figure 4 as part of the taxonomy of MI and stroke transition of care interventions.

*Intervention type 2: Patient and family education interventions, both hospital-based and community-based.* Seven patient and family education interventions were identified, with five for stroke patients and two for MI patients. Of these seven, three were based in the hospital (one MI, two stroke) and four were based in the community (one MI and three stroke). While the distinction was made between home-based and community-based to support the possibility of translation to practice for interventions found effective, it seemed less important to separate the two MI interventions from the five stroke interventions because the foundation of each was similar. Furthermore, the content of education included a myriad of topics but usually concentrated more heavily on either condition-specific information or psychosocial adaptation.

Collectively, the seven interventions can be stratified into three levels of complexity. At the most basic level, both Hoffman et al.<sup>34</sup> and Mayou et al.<sup>64</sup> tested structured education programs individualized for the patient and delivered by nurses. While Clark et al.,<sup>35</sup> Johnston et al.,<sup>36</sup>

Sahebalzamani et al.,<sup>39</sup> and Lacey et al.<sup>65</sup> also tested education programs, each also included patient followup by a nurse,<sup>36,39</sup> social worker,<sup>35</sup> or a “facilitator” that was not identified by discipline or training.<sup>65</sup> The study by Mant et al.<sup>37,38</sup> was the only intervention in this category that centered on information, support, and followup by a “family support organizer” and also extended the responsibilities of this role to serve as a liaison with other services. Very little detail was available on this intervention, and thus it could not be considered as a more advanced model of community-based support (intervention type 3).

Although the theoretical underpinnings of education programs are much more advanced and more commonly referred to than the theories supporting transition of care interventions, only two studies reported a theory guiding the intervention. Johnston et al.<sup>36</sup> reported a cognitive behavioral theory that applied more to the followup provided by nurses for guidance on coping skills and self-management. Clark et al.<sup>35</sup> described the applicability of family systems theory and how the family is a system both influenced by and influencing society and the individuals within or around the family unit. This theory seemed relevant for other interventions focused on the caregivers or the patient-caregiver dyad, but no other studies in this category of patient and family education reported its use.

*Intervention type 3: Community-based models of support.* Of the 4 types of transition of care interventions, community-based models were most common (10 MI models and 13 stroke models). However, the variation among community-based models resulted in the creation of three subcategories: (1) provider-driven interventions, (2) psychosocial- or behavioral-focused interventions, and (3) technical support structures. Only 3 of 23 studies reported any theoretical or conceptual foundation.<sup>40,41,49,50,71,72</sup> Allen’s advanced-practice nurse (APN) model was designed using Wagner’s model of chronic illness care.<sup>42</sup> Family systems and cognitive behavioral theories were reported to support the stroke psychosocial intervention,<sup>49,50</sup> but no citation was provided for either theory. The nurse-led MI intervention by Hanssen et al.<sup>71</sup> used the theory on stress, appraisal, and coping.<sup>73</sup>

For conditions other than MI and stroke, provider-driven community-based models were most common and had the strongest evidence base.<sup>10</sup> They were also most common in this review of the literature, with half of the MI community-based models and 10 of 13 stroke models. These models generally identified one provider to serve as the care manager or coordinator facilitating a multifaceted intervention to support holistic health—targeting both physical and psychosocial needs and the transition in health status and physical location of care delivery. Followup or contact with the provider facilitating the intervention was, in some cases, structured and predetermined or was conducted as needed. Followup usually extended over only the short term, such as 1 to 3 months posthospitalization. Access to a larger multidisciplinary team was not uncommon, but purposeful coordination between acute and community-level care was not always a core component of the intervention.

Ten provider-driven structures were tested for stroke patients. Allen et al.<sup>40,41</sup> tested an APN model, and Mayo et al.<sup>52</sup> tested a nurse-led model. Boter et al.<sup>46</sup> also tested a nurse model but targeted both patients and their caregivers. Three models described in the article by Geddes et al.<sup>51</sup> were each led by a nurse; one was led by a physical therapist and an occupational therapist; and one was coordinated by both a nurse and a physical therapist. Torres-Arreola et al.<sup>54</sup> described a model that, instead of including nurses and physical therapists, included nurses trained to provide physical therapy. A team effort of nurses and physical therapists was used in the multidisciplinary early supported discharge model tested in Canada by Teng et al.<sup>29</sup>

The European early supported discharge models more commonly used a team approach without a designated lead coordinator or facilitator. The study by Holmqvist et al.<sup>25</sup> was an example of this team-led model. The hospital-at-home model by Ricauda et al.<sup>53</sup> also included a multidisciplinary team of professionals, but ultimately the intervention was led and managed by a physician, nurse, and physical therapist. Andersen et al.<sup>43,44</sup> tested a physician model and a less intense and rehabilitation-focused physiotherapist model. Donnelly et al.<sup>48</sup> also tested a simpler model focused on assistive equipment and goal setting facilitated by a team of professionals. The five MI provider-driven models varied little from the stroke models. Costa e Silva et al.<sup>67</sup> used a multidisciplinary team but followed patients for up to 6 months. Kotowycz et al.<sup>61</sup> used a more traditional APN model. Other studies by Hall et al.,<sup>69</sup> Kooroor et al.,<sup>70</sup> Robertson et al.,<sup>76,77</sup> and Sinclair et al.<sup>78</sup> used a nurse coordinator. The foci and intervention components were similar to the stroke models.

The psychosocial- and behavioral-focused community-based models were also provider driven. Of the two stroke studies, Ertel et al.<sup>49</sup> and Glass et al.<sup>50</sup> used a team approach to mobilize the patient's social network to facilitate adaptation after stroke, and Claiborne et al.<sup>47</sup> used a social worker-led model to facilitate both coordination of services and biopsychosocial needs. The psychosocial and behavioral interventions for MI were all single-provider driven and similar in length to the provider-driven models described above. The study by Bambauer et al.<sup>66</sup> was led over 8 weeks by a specialist—psychiatrist, psychologist, or internist. The study by Gallagher et al.<sup>68</sup> began in the hospital, extended 6 weeks after discharge, and was led by a cardiac nurse. The intervention in Oranta et al.<sup>75</sup> was held over six sessions and led by a psychiatric nurse, and the Hanssen et al.<sup>71,72</sup> study was also nurse-led but over 24 weeks if the patient needed the support.

The interviewer's background and training were not specified for the Luszczynska et al.<sup>74</sup> study, but the intervention was well described and was distinct and unique from the others. The behavior-change intervention was called "implementation intention" and was used to promote the adherence to guidelines for physical activity after MI. Proactive followup of study participants was not part of this specific model but instead added to evaluate change at 8 months.

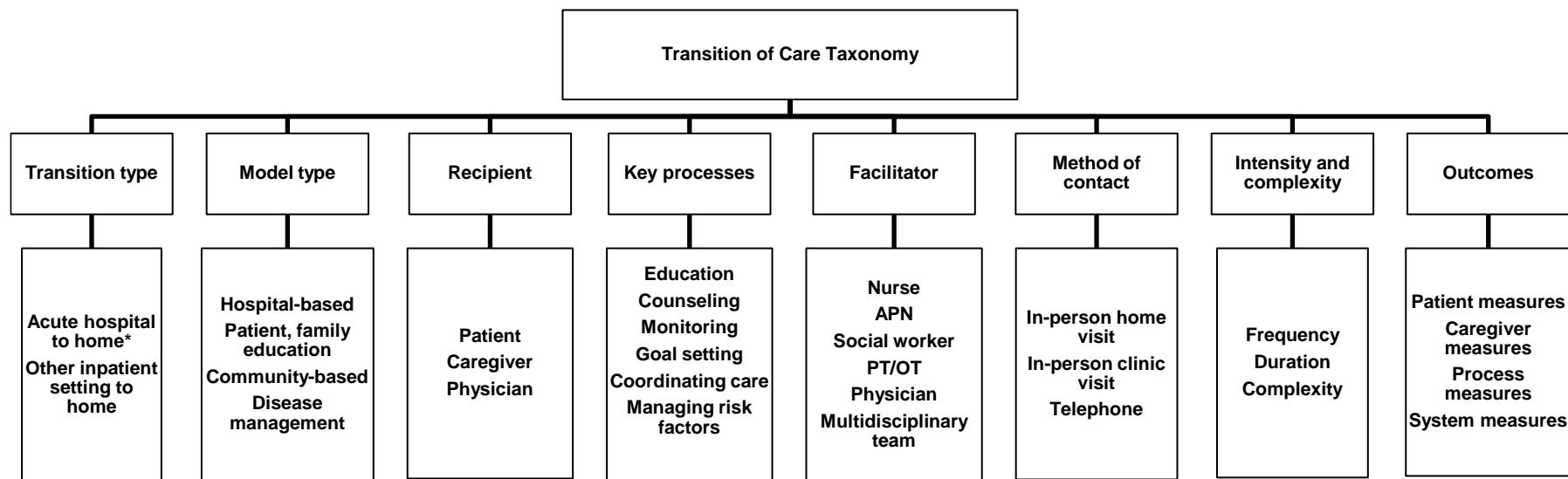
Only one technical structure was included in this review. Ayana et al.<sup>45</sup> tested a patient-held record that was ultimately the responsibility of the patient to use to improve communication across providers. No contact was made with the patient after the device was distributed through the completion of the study at 6 months, and other aspects of the transition of care were not evaluated. It is possible that other studies of this nature—testing a technical structure or a specific component of an intervention supporting the transition from hospital to home—were not identified in the literature review because of the keywords used in the literature search (see Appendix A).

*Intervention type 4: Chronic disease management models of care.* Few chronic disease management models of care were identified for this review. This may be the case because chronic disease management models are more commonly designed for ambulatory conditions such as heart failure, diabetes, and depression, with the goal of managing risk factors and comorbid conditions, promoting self-management, and positively affecting change in specific laboratory values or adherence to medication regimens. However, one MI and three stroke models were included in this review because they had outcomes of interest and components of the model specifically addressed patient transitions. These models should be considered community-level interventions.

The MI model as described by Barlow et al.<sup>79</sup> tested an established chronic disease management program called the Expert Patient Programme—a “lay-led” community-based program—and compared this to cardiac rehabilitation. The three stroke studies,<sup>55-57</sup> on the other hand, were clinically designed to address areas similar to traditional chronic disease management models, but the structure of the intervention was more similar to a provider-driven community-based model of care. The studies of integrated care by Joubert et al.<sup>55-57</sup> were each nurse-led and had a lot of emphasis on the components facilitating continuity and coordination across providers and over the 12-month intervention. These components are again highlighted in the taxonomy below.

**Taxonomy.** Donabedian’s framework of structure, process, and outcome—originally developed to examine health care quality—and other published taxonomies or frameworks for related interventions were used to guide the development of this taxonomy describing MI and stroke transition of care interventions.<sup>11,80,81</sup> Donabedian’s framework is now more commonly used to define the characteristics of an intervention or model of care delivery (structure), the content and activities (process), and how these relate to and interact to influence outcomes. In Figure 4, we have similarly described the structure by depicting common subdomains of the type of transition, type of model, recipient of the intervention, and facilitator or lead personnel delivering the intervention. The process is described by highlighted key processes common across model types, the method of contact between the recipient and the facilitator, and the intensity and complexity of the intervention. The outcomes listed in the taxonomy are evaluated in KQs 2–5.

**Figure 4. Taxonomy of transition of care interventions for stroke and MI**



\*For this report, transitions from the acute hospital to another setting are included with the acute hospital-to-home interventions because the patient's setting for initial contact and discharge were the same (acute hospital and home). The transition between settings (e.g., hospital to skilled nursing facility) was not the primary focus of any of the studies included in this report.

Abbreviations: APN = advanced practice nurse, MI = myocardial infarction, PT = physical therapist, OT = occupational therapist



**Key Question 2:** For patients hospitalized with first or recurrent stroke or MI, do transition of care services improve functional status and quality of life and reduce hospital readmission, morbidity, and mortality (up to 1 year postevent)?

### **Key Points**

- The summary of evidence for KQ 2 was built on results from the past 11 years of 34 articles in stroke and 19 articles in MI that involved 4146 patients with hemorrhagic or ischemic stroke and 11,070 patients with some form of cardiac disease.
- A variety of interventions considered transition of care for patients following stroke and MI; however, there was little consistency from study to study, making cross-study comparisons challenging.
- The most studied transition of care intervention was that of “early supported discharge” (intervention type 1). Early supported discharge after stroke was shown to be effective in reducing the total number of days spent in hospital while at the same time demonstrating that patient-related outcomes such as mortality, disability, and quality of life were no different than among patients treated with standard medical care. Early supported discharge after stroke was associated with increased patient and caregiver satisfaction.
- Guideline-based practice, disease management programs, and specialty followup after MI (intervention type 1) were associated with reduced length of stay, lower rehospitalization rates, and reduced mortality.
- There were no transition of care interventions that consistently improved functional outcomes after stroke.
- Early return to normal activities in low-risk post-MI patients was shown to be safe (intervention type 3).
- The most frequently cited comparator—usual care—was not well defined in the studies.
- There was much variability in the selection of outcome measures for evaluating the success of transitions.

### **Detailed Analysis**

**Literature identified.** We identified 53 peer-reviewed articles (8 good quality, 36 fair, 9 poor) between 2000 and 2011 that were relevant to KQ 2. These 53 articles presented data from 40 studies that enrolled 15,216 patients: 4146 in the stroke subpopulation and 11,070 in the MI subpopulation (Table 5/5b).

**Table 5. Summary of study characteristics for stroke studies**

Study/Country	Population <sup>a</sup>	N	Intervention	Comparator	Outcomes (intervention group versus "other") <sup>b</sup>	Timing	Transition from setting	Transition to setting
<b><i>Intervention type 1: Hospital-initiated support</i></b>								
Askim et al., 2004 <sup>16</sup>  Norway	Mixed stroke	62	Early supported discharge	Usual care	Barthel Index: p = .450 Caregiver strain: p = .832 mRS: p = .444 NHP: p = .918 Mortality: p = .534	1.5 mo 6 mo 12 mo	Hospital	Home
Askim et al., 2006 <sup>17</sup>  Norway	Mixed stroke (study population <sup>16</sup> )	62	Early supported discharge	Usual care	BBS: p = .440 Timed walk: p = .130	1.5 mo 6 mo 12 mo	Hospital	Home
Bautz-Holtert et al., 2002 <sup>18</sup>  Norway	AIS only	82	Early supported discharge	Usual care	Death: OR = 2.2 (.3-25.7) EADL: p = .93 GHQ: p = .74 at 6 mo MADR: p = .30	3 mo 6 mo	Hospital	Home
Fjaertoft et al., 2003 <sup>19</sup>  Norway	AIS only (study population <sup>22</sup> )	320	Early supported discharge	Usual care	mRS: ≤ 2, 56.3% vs 45%, p = .045 Barthel Index: ≥ 95, 52.5% vs 46.3%, p = .264 Mortality: 13.1% vs 16.3%, p = .429	12 mo	Hospital	Home
Fjaertoft et al., 2004 <sup>20</sup>  Norway	AIS only (study population <sup>22</sup> )	320	Early supported discharge	Usual care	NHP: improved 78.9 vs 75.2, p = .048 Caregiver strain: improved 23.3 vs 22.6, p = .089 FAI: NS, p = .435 MADR: NS, p = .757 MMSE: NS, p = .498 NHP: improved	12 mo	Hospital	Home
Fjaertoft et al., 2005 <sup>21</sup>  Norway	AIS only (study population <sup>22</sup> )	320	Early supported discharge	Usual care	Length of stay: improved, p = .012	12 mo	Hospital	Home

**Table 5. Summary of study characteristics for stroke studies (continued)**

Study/Country	Population <sup>a</sup>	N	Intervention	Comparator	Outcomes (intervention group versus “other”) <sup>b</sup>	Timing	Transition from setting	Transition to setting
Indredavik et al., 2000 <sup>22</sup>  Norway	AIS only	320	Early supported discharge	Usual care	Barthel Index: $\geq 95$ , 60% vs 49%, $p = .056$ (OR = 1.54; 95% CI, .99 to 2.39) mRS: $\leq 2$ , 65% vs 52%, $p = .017$ (OR = 1.72; 95% CI, 1.10 to 2.70) Total hospital length of stay: 18.6 days vs 31.1 days, $p = .0324$ Mortality: 2.5% vs 4.4%, $p = .3573$	6 mo	Hospital	Home
Grasel et al., 2005 <sup>23</sup>  US	Mixed stroke and caregivers	62 patients  62 caregivers	Intensified transition	Usual care	<b>Patient:</b> AshSS: NS, $p = .270$ Barthel Index: NS, $p = .968$ FIM: NS, $p = .129$ SF-36 physical: NS, $p = .270$ SR 36 emotional: NS, $p = .663$ TUG: NS, $p = .261$ <b>Caregiver:</b> BSFC: NS, $p = .980$	6 mo	Inpatient rehabilitation	Home
Grasel et al., 2006 <sup>24</sup>  US	Mixed stroke and caregivers (study population <sup>23</sup> )	71	Intensified transition	Usual care	Institutionalized (2 vs 5) or deceased (4 vs 11) $p = .010$	31 mo	Inpatient rehabilitation	Home
Holmqvist et al., 2000 <sup>25</sup>  Sweden	Mixed stroke and caregivers	81 patients  63 caregivers	Early supported discharge  Home rehabilitation	Usual care	<b>Patient:</b> Inpatient length of stay: 53% reduction (16 days) $p < 0.001$ Patient satisfaction: improved, $p = 0.021$ Rehospitalization: no difference, $p = .392$	6 mo	Hospital	Home
von Koch et al., 2001 <sup>27</sup>  Sweden	Mixed stroke (study population <sup>25</sup> )	83	Early supported discharge	Usual care	Barthel Index: NS FAI: NS IADL: NS LMC: NS NPT: NS RAT: NS SIP: NS Timed walk: NS Hospitalization = improved (mean 18 vs 33 days, $p = 0.002$ )	12 mo	Hospital	Home

**Table 5. Summary of study characteristics for stroke studies (continued)**

Study/Country	Population <sup>a</sup>	N	Intervention	Comparator	Outcomes (intervention group versus “other”) <sup>b</sup>	Timing	Transition from setting	Transition to setting
Mayo et al., 2000 <sup>28</sup>  Canada	Mixed stroke	114	Early supported discharge	Usual care	Barthel Index: NS IADL: improved Length of stay: improved SF-36 MCS: NS SF-36 PCS: improved TUG: NS	1 mo 3 mo	Hospital	Home
Sulch et al., 2000 <sup>30</sup>  England	AIS only	152	Integrated-care pathway	Usual care	Barthel Index: no difference, p >.05 Death: no difference, p >.05 Home: no difference, p >.05 Length of stay: no difference, p >.05 Quality of life (EuroQOL): worse 63 vs 72, p < .005	6 mo	Inpatient rehabilitation	Home
Sulch et al., 2002 <sup>32</sup>  England	AIS only	152	Integrated-care pathway	Usual care	EQ-5D worse (72 vs 63), p < .005	6 mo	Inpatient rehabilitation	Home
Torp et al., 2006 <sup>33</sup>  Denmark	Mixed stroke	198	Early supported discharge	Usual care	Barthel Index: p = .89 Length of stay: p > .05 MD visit: p > .05 MMSE: p = .08 Patient satisfaction: p > .05 Rehospitalization: p > .05 SF-36: .43-.52	6 mo 12 mo	Hospital	Home
<b><i>Intervention type 2a: Patient and family education (hospital-based)</i></b>								
Hoffmann et al., 2007 <sup>34</sup>  US	Mixed stroke	138	Computer-tailored stroke education	Usual care	COOP: no difference, p = .15-.97 HADS: anxiety worse -1.4, p = 0.03 Knowledge: no difference, p = .79 Patient satisfaction: improved, p = .003 Self-efficacy: no difference, p = .20-.64	3 mo	Hospital	Home

**Table 5. Summary of study characteristics for stroke studies (continued)**

Study/Country	Population <sup>a</sup>	N	Intervention	Comparator	Outcomes (intervention group versus “other”) <sup>b</sup>	Timing	Transition from setting	Transition to setting
<b>Intervention type 2b: Patient and family education (home-based)</b>								
Clark et al., 2003 <sup>35</sup>  US	AIS only and caregivers	62	Stroke information packet and family counseling after discharge	Usual care	<b>Patient:</b> AAP: improved, p = .05 Barthel Index: improved, p = .05 GDS: NS HADS: NS Mastery scale: NS SF-36 patient: NS, p = .65 <b>Caregiver:</b> FAD: improved, p = .001 SF-36 spouse: NS, p = -.16	6 mo	Hospital	Home
Johnston et al., 2007 <sup>36</sup>  US	Mixed stroke and caregivers	203 patients  217 caregivers	Postdischarge education and followup	Usual care	<b>Patient:</b> Barthel Index: no difference F = .04, p > .05 HADS: no difference; F = .40, p > .05 OAD: -.17 vs .19; F 5.61, p = .019 Patient satisfaction: no difference F = .15, p > .05 Patient's confidence in recovery: improved p = .001 <b>Caregiver:</b> Caregiver satisfaction: no difference, p > .05	6 mo	Hospital	Home

**Table 2. Summary of study characteristics for stroke studies (continued)**

Study/Country	Population <sup>a</sup>	N	Intervention	Comparator	Outcomes (intervention group versus "other") <sup>b</sup>	Timing	Transition from setting	Transition to setting
Mant et al., 2000 <sup>37</sup>  UK	Mixed stroke and caregivers	323 patients  267 caregivers	Family support	Usual care	<p><b>Patient:</b>                      Barthel Index: no difference, p = .23                      COOP: no difference, p = .08-.85                      FAI: no difference, p = .66                      HADS anxiety and depression: no difference, p = .12 and .46                      Knowledge: no difference, p = .72                      LHS: no difference, p = .98                      Patient satisfaction: no difference, p = .60                      RMI: no difference, p = .15</p> <p><b>Caregiver:</b>                      COOP:                      Quality of life better, p = .01                      All other categories no difference, p = .12-.66                      Caregiver satisfaction: NS                      Caregiver strain: no difference, p = .91                      FAI: improved, p = .03                      GHQ: no difference, p = .55                      Knowledge: no difference, p = .61                      SF-36                      Energy and vitality better, p = .02                      Mental health better, p = .004                      Pain better, p = .03                      Physical function better, p = .025                      General health perception better, p = .02                      Social function and role limitation no difference, p = .17-.67</p>	6 months	Hospital	Home

**Table 5. Summary of study characteristics for stroke studies (continued)**

Study/Country	Population <sup>a</sup>	N	Intervention	Comparator	Outcomes (intervention group versus “other”) <sup>b</sup>	Timing	Transition from setting	Transition to setting
Mant et al., 2005 <sup>38</sup>  UK	Mixed stroke and caregivers (study population <sup>37</sup> )	323 patients  267 caregivers	Family support	Usual care	<b>Patient</b> Barthel Index: no difference, p= .06 COOP: no difference, p = .32-.92 FAI: no difference, p = .92 HADS anxiety and depression: no difference, p = .51, p = .92 LHS: no difference, p = .98 RMI: no difference, p = .17 <b>Caregiver</b> COOP: no difference, p =.06-.54 Caregiver strain: no difference, p =.37 FAI: no difference, p = .97 GHQ: no difference, p = .38 SF-36: Energy and vitality improved, p =.05 All other measures no difference, p =.07-.25	12 mo	Hospital	Home
<b>Intervention type 3: Community-based support</b>								
Allen et al., 2002 <sup>40</sup>  US	Mixed stroke	96	APN followup	Usual care	Barthel Index: NS CES-D: NS Death: NS Falls: NS NIHSS: NS SIP: improved Knowledge: improved	3 mo	Hospital or rehabilitation	Home
Allen et al., 2009 <sup>41</sup>  US	AIS only	380	Post discharge care management	Usual care	CES-D: NS Death: NS Knowledge and lifestyle modification: improved, p = .003 Length of stay: NS NIHSS: NS Quality of life: NS TUG: NS	6 mo	Hospital	Home

**Table 5. Summary of study characteristics for stroke studies (continued)**

Study/Country	Population <sup>a</sup>	N	Intervention	Comparator	Outcomes (intervention group versus “other”) <sup>b</sup>	Timing	Transition from setting	Transition to setting
Andersen et al., 2002 <sup>44</sup>  Denmark	Mixed stroke	155	Followup services (physician or physical therapist home visits)	Usual care	Barthel Index: NS, p = .165 Death: NS FAI: NS, p = .355 FQM: NS, p = .111 IADL: NS, p = .200	6 mo	Hospital	Home
Boter et al., 2004 <sup>46</sup>  Netherlands	Mixed stroke	536	Telephone followup and home followup	Usual care	Barthel Index: N Diff. in means (95%CI) 0 (0 to 0) mRS: no difference in means (95%CI) 0 (-0.32 to 0.39) SASC (dissatisfaction with hospital care) RR 1.17 (0.82 to 1.68) SASC (dissatisfaction with home care) RR 1.07 (0.89 to 1.28)	6 mo	Hospital	Home
Claiborne et al., 2006 <sup>47</sup>  US	AIS only	28	Social worker coordination services	Usual care	Compliance (self-care): improved, p < .05 GDS: improved, p < .001 SF-36 PCS: NS, p values NR SF-36 MCS: improved, p < .001	3 mo	Hospital	Home
Donnelly et al., 2004 <sup>48</sup>  US	AIS only	113	Community- based stroke team	Usual care	Barthel Index: NS, p = .179 EADL: NS, p = .244 EQ-5D: NS, p = .604 Length of stay: NS Patient satisfaction: p = .017 Quality of life: NS, p = .581 SF-36 MCS: NS, p: .68 SF-36 PCS: NS, p = .799 Timed walk: NS, p = .335 Caregiver strain: NS, p = .927	12 mo	Hospital	Home
Ertel et al., 2007 <sup>49</sup>  US	Mixed stroke	291	Home care cognitive behavioral therapy	Usual care	CSS: NS, p = .43 Death: NS, p = .91 IADL: NS, p = .89 PPT: NS, p = .86	6 mo	Hospital Inpatient rehabilitation	Home
Glass et al., 2004 <sup>50</sup>  US	Mixed stroke (study population <sup>49</sup> )	291	Psychosocial interventions	Usual care	Barthel Index: NS	6 mo	Hospital	Home



**Table 5. Summary of study characteristics for stroke studies (continued)**

Study/Country	Population <sup>a</sup>	N	Intervention	Comparator	Outcomes (intervention group versus “other”) <sup>b</sup>	Timing	Transition from setting	Transition to setting
Mayo et al., 2008 <sup>52</sup>  Canada	Mixed stroke	190	Case management  Followup and care coordination	Usual care	Barthel Index: NS EQ-5D: NS GDS: NS PBSI: NS RNLI: NS SF-36: NS TUG: NS Timed walk: NS	6 mo	Hospital	Home
Ricauda et al., 2004 <sup>53</sup>  Italy	AIS only	120	Emergency department to home	Emergency department to ward	CNS: NS Death: NS FIM: NS GDS: improved (median 10 vs 17, p < 0.001) NIHSS: NS	6 mo	Emergency department	Home/ward
Torres-Arreola Ldel et al., 2009 <sup>54</sup>  Mexico	AIS only	110	Physical therapy and caregiver education	Caregiver education only	Barthel Index: NS FAI: NS MMSE: NS	1 mo 3 mo 6 mo	Hospital	Home
<b>Intervention type 4: Chronic disease management</b>								
Joubert et al., 2006 <sup>55</sup>  Australia	Mixed stroke	97	Integrated care	Usual care	Depression. 20% vs 40%, p = .06 Activity (change in number of walks per week) p = .048	12 mo	Hospital	Home
Joubert et al., 2008 <sup>56</sup>  Australia	Mixed stroke	233	Integrated care	Usual care	PHQ-9 (depression): improved 33% vs 55%, p = .003	12 mo	Hospital	Home
Joubert et al., 2009 <sup>57</sup>  Australia	Mixed stroke (study population <sup>56</sup> )	186	Integrated care	Usual care	Change in walks per week: .8 vs -.7, p < .001 mRS: >2 (disabled) improved 14% vs 33%, p = .003 Barthel Index: no difference 19.1 vs 17.8, p = .64 MMSE: no difference 21 vs 19, p = .97 Quality of life: improved 26.4 vs 29.7, p = .012	12 mo	Hospital	Home

**Table 5b. Summary of study characteristics for myocardial infarction studies (continued)**

Study/Country	Population <sup>a</sup>	N	Intervention	Comparator	Outcomes (intervention group versus “other”) <sup>b</sup>	Timing	Transition from setting	Transition to setting
<b>Intervention type 1: Hospital-initiated support</b>								
Eagle et al., 2005 <sup>58</sup>  US	MI only	2857	Guidelines applied in practice	Usual care	Mortality Hospital: 10.4%, p = .02 30 days: 16.7% vs 21.6%, p = .02 1 year: 33.2% vs 38.3%, p = .02	Hospital 30 day 1 year	Hospital	Home
Rogers et al., 2007 <sup>59</sup>  US	MI only	1368	Guidelines applied in practice	Usual care	Death: “significantly decreased 1-year mortality” in tertile 2 (OR 0.43, 95% CI: 0.22, 0.84) and tertile 3 (OR 0.45, 95% CI: 0.27, 0.76)	12 mo	Hospital	Home
Ho et al., 2007 <sup>60</sup>  US	Mixed MI	4933	Specialty followup	Usual care	Death: 18.8 vs 22.1%, p = .009 Hazard ratio 0.73 (95%CI 0.62 to .87)	1 mo 3 mo	Hospital	Outpatient
Kotowycz et al., 2010 <sup>61</sup>  Canada	MI only	54	Early supported discharge	Usual care	Compliance (rehab): no difference 55% vs 52%, p = .31 Compliance (meds): no difference, p > .30-.82 Death: no deaths Quality of life (SF-36): no difference, p >.05 Rehospitalization: no difference 8% vs 4%, p = .56	3 days 1 mo	Hospital	Home
Petrie et al., 2002 <sup>62</sup>  New Zealand	MI only	65	Illness perception education	Usual care	ACS: improved (14% vs 39%, p < 0.05) IPQ: improved, p < 0.01 Patient satisfaction: improved, p < 0.05 Work: improved, p = 0.05	3 mo	Hospital	Home
Young et al., 2003 <sup>63</sup>  US	MI only	146	Disease Management Program	Usual care	Rehospitalization: apparently improved (40 vs 80, statistical significance NR) Readmission days, all causes: improved (814 vs 483, p < 0.001) Emergency department visits: improved (147 vs 64, p < 0.001)	1 year	Hospital	Home

**Table 5b. Summary of study characteristics for myocardial infarction studies (continued)**

Study/Country	Population <sup>a</sup>	N	Intervention	Comparator	Outcomes (intervention group versus "other") <sup>b</sup>	Timing	Transition from setting	Transition to setting
<b><i>Intervention type 2a: Patient and family education (hospital-based)</i></b>								
Mayou et al., 2002 <sup>64</sup>  UK	MI only	114	Guideline-based educational and behavioral cardiac rehabilitation	Usual care	COOP: NS at 1 mo HADS: NS at 1 mo COOP: improved at 3 mo (median difference, -3.09, p = 0.004) HADS: improved at 3 mo (median difference, -3.27, p = 0.002) COOP: NS at 12 mo HADS: NS at 12 mo	1 mo 3 mo 12 mo	Hospital	Home
<b><i>Intervention type 2b: Patient and family education (home-based)</i></b>								
Lacey et al., 2004 <sup>65</sup>  UK	MI only	152	Self-help manual supported by facilitator	Usual care	Quality of life (EQ-5D): no difference .69 vs .65, p = .13 HADS depression: improved 4.26 vs 5.37, p = .01 HADS anxiety: improved 4.87 vs 6.60 p < .001	1.5 mo 6 mo	Hospital	Home
<b><i>Intervention type 3: Community-based support</i></b>								
Bambauer et al., 2005 <sup>66</sup>  US	Mixed MI	100	Telephone counseling	Usual care	CGI-I: improved at 3 mo, p = .01 CGI-I: NS at 6 mo, p = .13	3 mo 6 mo	Hospital	Home
Costa e Silva et al., 2008 <sup>67</sup>  Brazil	MI only	153	Transdisciplinary care	Usual care	CII: NS p = 1.0 Compliance (diet): improved, p = .007 Compliance (meds): NS, p = 1.0 Compliance (followup): improved, p = .001 Death: NS, p = .250 Emergency department visits: NS, p = .742 PPT: NS Rehospitalization: NS, p = .168	6 mo	Hospital	Outpatient
Hall et al., 2002 <sup>69</sup>  Australia	MI only	142	Early return to normal activities	Usual care	No harm associated with early return to normal activities Quality of life: NS Work: NS	1.5 mo 3 mo 6 mo 12 mo	Hospital	Home

**Table 5b. Summary of study characteristics for myocardial infarction studies (continued)**

Study/Country	Population <sup>a</sup>	N	Intervention	Comparator	Outcomes (intervention group versus "other") <sup>b</sup>	Timing	Transition from setting	Transition to setting
Hanssen et al., 2007 <sup>71</sup>  Norway	MI only	288	Telephone followup	Usual care	PPT: frequency of exercise improved, p = .004 SF-36 MCS: p = .447 SF-36 PCS: improved by 2.33, p = .039	6 mo	Hospital	Home
Hanssen et al., 2009 <sup>72</sup>  Norway	MI only (study population <sup>71</sup> )	288	Telephone followup	Usual care	PPT: no difference in frequency of exercise at 12 mo, p = .593; or at 18 mo, p = .159 SF-36 MCS: no difference p = .280 SF-36 PCS: no difference p = .250	12 mo 18 mo	Outpatient	Home
Kovoor et al., 2006 <sup>70</sup>  Australia	MI only (study population <sup>69</sup> )	142	Early return to normal activities with nurse coordinator weekly phone calls x 5 wk	Cardiac rehabilitation x 5 wk then return to work at 6 wk post- MI	Death: no deaths Reinfarction: no difference 2% vs 6%, p = .1 CABG: no difference 10% vs 3%, p = .08 Exercise: no difference, p = .12	1.5 mo 6 mo	Hospital	Home
Luszczynska et al., 2006 <sup>74</sup>  Poland	MI only	114	Followup with implementation intervention program	Usual care	Physical activity levels maintained higher at 8 mo in patients using the program, p < .001	8 mo	Rehabilitation	Home
Robertson et al., 2001 <sup>76</sup>  Canada	MI only	68	Home followup and education	Usual care	Rehospitalization: trend toward improvement (3 vs 7 patients), but statistical significance NR Cost: trend toward improvement, but statistical significance NR	1.5 mo	Hospital	Home
Robertson et al., 2003 <sup>77</sup>  Canada	MI only (study population <sup>76</sup> )	68	Home followup and education	Usual care	Rehospitalization: "major difference in re- hospitalisations ... during the first 6 weeks, and a smaller but still substantial difference ... during the 6 week to 6 month period" (statistical significance NR)	1.5 mo 6 mo	Hospital	Home
Sinclair et al., 2005 <sup>78</sup>  UK	Mixed MI	324	Home followup and education	Usual care	Death: NS IADL: NS Quality of life: NS Rehospitalization: improved (35 vs 51, RR 0.68, p < 0.05) Days of hospitalization after discharge: improved (mean difference -1.7, p < 0.05)	3 mo	Emergency	Home

**Table 5b. Summary of study characteristics for myocardial infarction studies (continued)**

Study/Country	Population <sup>a</sup>	N	Intervention	Comparator	Outcomes (intervention group versus “other”) <sup>b</sup>	Timing	Transition from setting	Transition to setting
<b>Intervention type 4: Chronic disease management</b>								
Barlow et al., 2009 <sup>79</sup>  UK	MI only	192	Expert Patient Program	Usual care	HADS anxiety: p = .016 HADS depression: p = .079 MIDAS: NS p ranges for all domains .153 to .808 SF-36 physical: p = .111 SF 36 mental: p = .497	4 mo	Home	Outpatient

a“Study population” cites the patient population from an earlier study.

bInstruments reported in the Outcomes column are full score or partial score as reported by the author.

Abbreviations: AAP = Adelaide Activities Profile, ACS = acute coronary symptoms, AIS = acute ischemic stroke, AshSS = Ashworth Spastic Scale, BBS = Berg Balance Scale, BSFC = Burden Scale for Family Caregivers, CABG = coronary artery bypass grafting, CGI-I = Clinical Global Impressions, CNS = Canadian Neurological Scale, CES-D = Center for Epidemiological Studies-Depression, CII = clinical improvement index, COOP = Dartmouth COOP, CSS = Cognitive Summary Score, EADL = Nottingham Extended Activities of Daily Living, EQ-5D = EuroQol 5 Dimensions, FAD = McMaster Family Assessment Device, FAI = Frenchay Activity Index, FIM = Functional Impairment Measure, FQM = Function Quality of Movement, GDS = Geriatric Depression Scale, GHQ = General Health Questionnaire, HADS = Hospital Anxiety and Depression Scale, IADL = Index of Activities of Daily Living, IPQ = Illness Perception Questionnaire, LHS = London Handicap Scale, LMC = Lindmark Motor Capacity, MADR = Montgomery Asberg Depression rating, MI = myocardial infarction, MIDAS = Myocardial Infarction Dimensional Assessment Scale, MMSE = Mini-Mental State Examination, mo = month/months, mRS = modified Rankin Scale, NHP = Nottingham Health Profile, NIHSS = National Institutes of Health Stroke Scale, NPT = Nine-Hole Peg Test, NS = no statistically significant difference, OAD = Observer-Assessed Disability, OT = occupational therapy/therapist, PBSI = Preference-Based Stroke Index, PHQ = Patient Health Questionnaire Depression Model, PPT = physical performance test, PT = physical therapy/therapist, RAT = Reinvang Aphasia Test, RNLI = Reintegration to Normal Living Index, RMI = Rivermead Mobility Index, SAH = subarachnoid hemorrhage, SASC = Satisfaction with Stroke Care, Self = self-efficacy, SF-36 = Short Form-36, SF-36 MCS = Short Form-36 Mental Component Summary, SF-36 PCS = Short Form-36 Physical Component Summary, SIP = Sickness Impact Profile, SNA = service needs assessment, SRH = Self-Rated Health, TUG = Timed Up and Go, UK = United Kingdom; US = United States; ZDS = Zerssen Depression Scale

**Population.** The population of interest was the set of patients with vascular disease resulting in AIS, intracerebral hemorrhage (ICH), or MI. Study populations were categorized into four population cohorts (shown in Table 5/5b) as follows. The AIS-only cohort included studies in which the sample was limited to patients with ischemic stroke. The mixed-stroke cohort included studies that enrolled patients with both ischemic and hemorrhagic stroke. Studies limited to patients presenting with transient ischemic attacks (TIAs) were not included in this review as most patients with TIA are not hospitalized, and establishing a definitive diagnosis of TIA is often problematic, thus introducing potential ascertainment bias into the conclusions drawn from the study. The MI-only cohort included studies in which the sample was limited to acute MI or unstable angina. The mixed-MI cohort included studies that enrolled patients with multiple cardiac diagnoses, where at least one diagnostic category was acute MI or unstable angina.

From the original 53 articles, 13 studies<sup>18-22,30,32,35,41,47,48,53,54</sup> included only patients with acute ischemic stroke (AIS only), 16 studies<sup>58,59,61-65,67,69-72,74,76,77,79</sup> included only patients with MI (MI only), 21 studies<sup>16,17,23-25,27,28,33,34,36-38,40,44,46,49,50,52,55-57</sup> included patients with AIS, ICH, and subarachnoid hemorrhage or did not define stroke as ischemic/hemorrhagic (mixed stroke), and 3 studies<sup>60,66,78</sup> included patients with MI or ACS and other cardiac diseases (mixed MI). There were no studies that explored transition interventions for patients diagnosed only with ICH/SAH. The final sample of 15,216 patients included 1367 patients in the AIS-only cohort, 5713 patients in the MI-only cohort, 2779 patients in the mixed-stroke cohort, and 5375 patients in the mixed-MI cohort.

Six articles<sup>23,25,35-38</sup> reporting on five distinct studies enrolled the patient and the caregiver. In these studies, there was no attempt to describe a dyadic relationship; rather, they described the effect of the intervention on separate outcomes for patient and caregiver. The caregiver population was predominately female (70.6%) and most often described as spouse or partner (89.6%) (Table 6). The patient population for each study was stroke—none of the MI studies included in this analysis enrolled caregivers.

**Table 6. Relationship of caregivers to patients**

Study	Population	N <sup>a</sup>	Spouse	Partner	Child	Other	Female
Clark et al., 2003 <sup>35</sup>	AIS only	62	100%				61.3%
Grasel et al., 2005 <sup>23</sup>	Mixed stroke	62		71%	22.6%	6.5%	74.2%
Holmqvist et al., 2000 <sup>25</sup>	Mixed stroke	81	77.8%	69.1%	8.6% <sup>b</sup>		46.9%
Johnston et al., 2007 <sup>36</sup>	Mixed stroke	217					79.3%
Mant et al., 2000 <sup>37</sup> and 2005 <sup>38</sup>	Mixed stroke	267	65.2%	24%	10.9%		67.4%
Sulch et al., 2002 <sup>32</sup>	AIS only	152					

<sup>a</sup>N reflects number of patients in the primary study; not all patients in a study had caregiver support.

<sup>b</sup>Sex not reported.

Abbreviation: AIS = acute ischemic stroke.

**Interventions and comparators.** There was a wide range of interventions described in these studies. By far, the most common type of intervention could be broadly described as early

supported discharge (ESD) (see KQ 1 for the taxonomy of intervention programs). Key elements that emerged in the interventions included the use of inpatient or outpatient rehabilitation, patient and caregiver followup, patient and caregiver education, providing patients with specialty physician consults, and coordination of care delivery services. These elements were typically addressed in studies that defined the intervention as ESD.<sup>16,18,25,28,33,48,52</sup> In addition to ESD, studies described intervention programs developed under umbrella titles such as extended stroke unit services (ESUS),<sup>22</sup> and guidelines applied in practice (GAP).<sup>58,59</sup>

Table 7 shows that—with the exception of those studies described above (each of which used a developed program)—there was a range of intervention approaches. A modification to the usual approach for rehabilitation (including inpatient, outpatient, or variations in delivery) was used as a component of eight different studies.<sup>32,41,44,53,54,64,65,69</sup> Some form of patient followup was utilized in 24 (60%) studies.<sup>23,28,35,36,40,41,44,46,47,49,53,55,56,60-64,66,67,71,74,76,78</sup> Education was used in 27 (67.5%) studies.<sup>23,32,34-37,40,41,44,46,47,49,54-56,61,62,64,65,69,71,74,76,78,79</sup> Eleven (27.5%) studies<sup>23,32,40,41,47,53,55,56,61,63,70</sup> reported that coordinating some aspect of care delivery was part of the intervention, and five (12.5%) studies<sup>23,40,41,55,56</sup> reported that consulting (providing consult to) a specialist was a component of the intervention.

**Table 7. Transition of care interventions**

Study <sup>a</sup>	Population	Program <sup>b</sup>	Rehab <sup>c</sup>	Followup <sup>d</sup>	Education <sup>e</sup>	Coordinate <sup>f</sup>	Consult <sup>g</sup>
Allen et al., 2002 <sup>40</sup>	Mixed stroke			X	X	X	X
Allen et al., 2009 <sup>41</sup>	AIS only		X	X	X	X	X
Andersen et al., 2002 <sup>44</sup>	Mixed stroke		X	X	X		
Askim et al., 2004 <sup>16</sup>	Mixed stroke	ESD					
Bambauer et al., 2005 <sup>66</sup>	Mixed MI			X			
Barlow et al., 2009 <sup>49</sup>	MI only				X		
Bautz-Holtert et al., 2002 <sup>18</sup>	AIS only	ESD					
Boter et al., 2004 <sup>46</sup>	Mixed stroke			X	X		
Claiborne et al., 2006 <sup>47</sup>	AIS only			X	X	X	
Clark et al., 2003 <sup>35</sup>	AIS only			X	X		
Costa e Silva et al., 2008 <sup>67</sup>	MI only			X			
Donnelly et al., 2004 <sup>48</sup>	AIS only	ESD					
Eagle et al., 2005 <sup>58</sup>	MI only	GAP					
Ertel et al., 2007 <sup>49</sup>	Mixed stroke			X	X		
Grasel et al., 2005 <sup>23</sup>	Mixed stroke			X	X	X	X
Hall et al., 2002 <sup>69</sup>	MI only		X		X		
Hanssen et al., 2007 <sup>71</sup>	MI only			X	X		

**Table 7. Transition of care interventions (continued)**

Study <sup>a</sup>	Population	Program <sup>b</sup>	Rehab <sup>c</sup>	Followup <sup>d</sup>	Education <sup>e</sup>	Coordinate <sup>f</sup>	Consult <sup>g</sup>
Ho et al., 2007 <sup>60</sup>	Mixed MI			X			
Hoffmann et al., 2007 <sup>34</sup>	Mixed stroke				X		
Holmqvist et al., 2000 <sup>25</sup>	Mixed stroke	ESD					
Indredavik et al., 2000 <sup>22</sup>	AIS only	ESUS					
Johnston et al., 2007 <sup>36</sup>	Mixed stroke			X	X		
Joubert et al., 2006 <sup>55</sup>	Mixed stroke			X	X	X	X
Joubert et al., 2008 <sup>56</sup>	Mixed stroke			X	X	X	X
Kotowycz et al., 2010 <sup>61</sup>	MI only			X	X	X	
Kovoor et al., 2006 <sup>70</sup>	MI only					X	
Lacey et al., 2004 <sup>65</sup>	MI only		X		X		
Luszczynska et al., 2006 <sup>74</sup>	MI only			X	X		
Mant et al., 2000 <sup>37</sup>	Mixed stroke			X	X		
Mayo et al., 2000 <sup>28</sup>	Mixed stroke	ESD					
Mayo et al., 2008 <sup>52</sup>	Mixed stroke	ESD					
Mayou et al., 2002 <sup>64</sup>	MI only		X	X	X		
Petrie et al., 2002 <sup>62</sup>	MI only			X	X		
Ricauda et al., 2004 <sup>53</sup>	AIS only		X	X		X	
Robertson et al., 2001 <sup>76</sup>	MI only			X	X		
Rogers et al., 2007 <sup>59</sup>	MI only	GAP					
Sinclair et al., 2005 <sup>78</sup>	Mixed MI			X	X		
Sulch et al., 2000 <sup>30</sup>	AIS only		X		X	X	
Torp et al., 2006 <sup>33</sup>	Mixed stroke	ESD					
Torres-Arreola Ldel et al., 2009 <sup>54</sup>	AIS only		X		X		
Young et al., 2003 <sup>63</sup>	MI only			X		X	

<sup>a</sup>Articles cited in the table Study Characteristics (Table 5/5b) that are secondary or followup data analyses of an earlier study are not included in this table.

<sup>b</sup>Program options indicate a developed or systems-based intervention.

<sup>c</sup>Rehab indicates that patients received some form of rehabilitation as part of the intervention.

<sup>d</sup>Followup refers to any activity where medical staff provides followup care after discharge.

<sup>e</sup>Education indicates that there was ample evidence that patient or caregiver education was part of the intervention.

<sup>f</sup>Coordinate indicates that at least one component of the intervention was the coordination of care services for patient after discharge.

<sup>g</sup>Consult indicates that as part of the intervention, staff were instructed to facilitate a consult to general practitioners or specialists. Abbreviations: Abbreviation: AIS = acute ischemic stroke, ESD = early supported discharge, ESUS = extended stroke unit services, GAP = guidelines applied in practice, MI = myocardial infarction

The intervention group was most often defined as receiving some intervention in addition to receiving the usual care. In all but two studies, the comparator was defined as usual care.<sup>53,54</sup> Table 8 shows, however, that when usual care was the default comparator, the description of usual care was generally confined to a few aspects of care. The majority of studies (52.5%)



22,23,25,28,35-37,40,46,47,49,52,55,56,58-60,62,74,78,79 gave either no real description of usual care or did not addressed key elements of usual care. There were 5 studies<sup>16,18,41,48,67</sup> that listed some form of acute care as usual care, and 10 studies<sup>16,32,33,41,44,48,63,65,69,70</sup> added rehabilitation. Some form of patient followup was cited as usual care in seven studies.<sup>33,44,61,63,64,71,76</sup> Five studies<sup>34,41,64,66,69</sup> documented education as usual care, whereas seven studies<sup>16,32,33,41,61,63,67</sup> included coordination of care delivery as a component of usual care.

**Table 8. Elements of usual care**

Study <sup>a</sup>	Not reported <sup>b</sup>	Acute care <sup>c</sup>	Rehabilitation <sup>d</sup>	Followup <sup>e</sup>	Education <sup>f</sup>	Coordination <sup>g</sup>
Allen et al., 2002 <sup>40</sup>	X					
Allen et al., 2009 <sup>41</sup>		X	X		X	X
Andersen et al., 2002 <sup>44</sup>			X	X		
Askim et al., 2004 <sup>16</sup>		X	X			X
Bambauer et al., 2005 <sup>66</sup>					X	
Barlow et al., 2009 <sup>79</sup>	X					
Bautz-Holtert et al., 2002 <sup>18</sup>		X				
Boter et al., 2004 <sup>46</sup>	X					
Claiborne et al., 2006 <sup>47</sup>	X					
Clark et al., 2003 <sup>35</sup>	X					
Costa e Silva et al., 2008 <sup>67</sup>		X				X
Donnelly et al., 2004 <sup>48</sup>		X	X			
Eagle et al., 2005 <sup>58</sup>	X					
Ertel et al., 2007 <sup>49</sup>	X					
Grasel et al., 2005 <sup>23</sup>	X					
Hall et al., 2002 <sup>69</sup>			X		X	
Hanssen et al., 2007 <sup>71</sup>				X		
Ho et al., 2007 <sup>60</sup>	X					
Hoffmann et al., 2007 <sup>34</sup>					X	
Holmqvist et al., 2000 <sup>25</sup>	X					
Indredavik et al., 2000 <sup>22</sup>	X					
Johnston et al., 2007 <sup>36</sup>	X					
Joubert et al., 2006 <sup>55</sup>	X					
Joubert et al., 2008 <sup>56</sup>	X					
Kotowycz et al., 2010 <sup>61</sup>				X		X
Kovoor et al., 2006 <sup>70</sup>			X			
Lacey et al., 2004 <sup>65</sup>			X			
Luszczynska et al., 2006 <sup>74</sup>	X					
Mant et al., 2000 <sup>37</sup>	X					
Mayo et al., 2000 <sup>28</sup>	X					
Mayo et al., 2008 <sup>52</sup>	X					
Mayou et al., 2002 <sup>64</sup>				X	X	
Petrie et al., 2002 <sup>62</sup>	X					
Robertson et al., 2001 <sup>76</sup>				X		
Rogers et al., 2007 <sup>59</sup>	X					
Sinclair et al., 2005 <sup>78</sup>	X					
Sulch et al., 2000 <sup>30</sup>			X			X
Torp et al., 2006 <sup>33</sup>			X	X		X
Young et al., 2003 <sup>63</sup>			X	X		X

<sup>a</sup>Articles cited in the Study Characteristics (Table 5/5b) that are secondary or followup data analyses of an earlier study are not included in this table.

<sup>b</sup>The authors did not report a definition of “usual care.”

<sup>c</sup>Acute care refers to any level of specialty care (e.g., stroke unit, cardiac care unit).

<sup>d</sup>Rehabilitation includes inpatient and outpatient rehabilitation.

<sup>e</sup>Followup includes patient followup (telephone, in-person, office visit) and any form of care delivered in the home setting (e.g., nursing care, rehabilitation).

<sup>f</sup>Education refers to any form of formal education plan focused on facilitation the transition of care.

<sup>g</sup>Coordination refers to any form of care coordination (e.g., discharge planning, physician referral).

Two studies<sup>53,54</sup> that did not use the comparator of usual care were stroke studies. The study by Ricauda et al.<sup>53</sup> explored transitioning stroke patients from the emergency department (ED) to home after 24 hours and used the “ED-to-ward” comparator. It was unclear if ED-to-ward equated with usual care given that it is not unexpected that a proportion of patients having a stroke would be discharged home directly from the ED following a 24-hour observation period. Here, the distinction was important given that there were three major options for rehabilitation (inpatient, outpatient, and home care) and neither is considered the gold standard. Torres-Areola Ldel et al.<sup>54</sup> explored an education intervention in conjunction with physical therapy and compared this against an education-only cohort.

**Outcomes.** We identified more than 70 distinctly different outcome measures that were used to evaluate the relationship between transition of care services and impairments, functional status, quality of life, mortality, health care utilization, and family/caregiver burden. The majority of measures (n = 60) were measures that were validated or reported in prior studies or that could be classified as objective or physiological measures. Table 9 lists the reported outcome assessment measures grouped by category.

**Table 9. Outcome assessment measures**

<b>Outcome assessments and abbreviations</b>
<b>Impairments</b>
Any measure of acute coronary symptoms (ACS)
Ashworth Spastic Scale (AshSS)
Canadian Neurological Scale (CNS)
Center for Epidemiological Studies of Depression scale (CES-D)
Cognitive Summary Score (CSS)
Geriatric Depression Scale (GDS)
Hospital Anxiety and Depression Scale (HADS)
Mini-Mental State Examination (MMSE)
Montgomery Asberg Depression Rating (MADR)
National Institutes of Health Stroke Scale (NIHSS)
Patient Health Questionnaire Depression (PHQ)
Psychosocial assessment
Reinvang Aphasia Test (RAT)
Zerssen Depression Scale (ZDS)
<b>Functional status</b>
Adelaide Activities Profile (AAP)
Any measure of compliance
Any measure of physical performance test (PPT)
Any measure of return to work
Barthel Index

**Table 9. Outcome assessment measures (continued)**

<b>Outcome assessments and abbreviations</b>
Berg Balance Scale (BBS)
Clinical improvement index (CII)
Dartmouth COOP charts (COOP)
Frenchay Activity Index (FAI)
Functional Impairment Measure (FIM)
Function Quality of Movement (FQM)
Instrumental of Activities of Daily Living (IADL)
Lindmark Motor Capacity (LMC)
Myocardial Infarction Dimensional Assessment Scale (MIDAS)
Nine-Hole Peg Test (NHP)
Observer-Assessed Disability (OAD)
Nottingham Extended Activities of Daily Living (EADL)
Rivermead Mobility Index (RMI)
Timed walk
Timed Up and Go (TUG)
<b>Quality of life</b>
Clinical Global Impressions (Improvement subscale) (CGI-I)
EuroQol 5 Dimensions (EQ-5D)
General health questionnaire (GHQ)
Illness Perception Scale (IPQ)
London Handicap Scale (LHS)
Nottingham Health Profile (NHP)
Reintegration to Normal Living Index (RNLI)
Self-Rated Health (SRH)
Short Form-36 (SF-36)
Short Form-36 Mental Component Summary (SF-36 MCS)
Short Form-36 Physical Component Summary (SF-36 PCS)
Sickness Impact Profile (SIP)
<b>Mortality</b>
Deaths
<b>Health care utilization</b>
Any measure of cost of care
Any measure of length of hospital stay
Any patient-physician scheduled appointment
Any measure of patient location
Any readmission or rehospitalization
Emergency department visits
MD visit
<b>Family or caregiver</b>
Burden Scale for Family Caregivers (BSFC)
Caregiver satisfaction
Caregiver strain index
McMaster Family Assessment Device (FAD)
Patient satisfaction
Satisfaction with care
<b>Other</b>
Any measure of illness-related knowledge

There were no universally beneficial or universally harmful transition interventions (Table 10). Most interventions had mixed effects on outcomes, with some outcomes demonstrating benefit and others showing no change or worsening. Based on the preponderance of the evidence reviewed we were able to draw a number of conclusions about the effectiveness of each

intervention when applied during one of the 4 phases of transition of care as defined in our model.

At the stage of hospital-initiated support for discharge, “early supported discharge” was shown in 8 studies<sup>18-22,24,25,27</sup> to reduce total hospital length of stay and improve patient satisfaction while there did not appear to be any adverse effects associated with it such as altered mortality, functional disability, or quality of life.<sup>16-20,22,23,27,28,33</sup> We were able to find only a single study that evaluated “early supported discharge” following MI,<sup>61</sup> and that trial did not demonstrate any benefits to the patients or their caregivers. Guideline-based practice and disease management programs following MI were shown to decrease death and rehospitalization; however, this conclusion is based on only three moderate-sized studies.<sup>58,59,63</sup>

Hospital-based as well as community-based patient and family education programs were able to increase patient satisfaction,<sup>34</sup> reduce anxiety and depression in some cases<sup>62,64,65</sup> as well as increase patient confidence in gaining recovery;<sup>36</sup> however, the findings were not always consistent.<sup>35,36,64,65</sup> There was no community-based support program that consistently improved either patient or family well-being, whether that program was staffed by nurses, physical therapists, social workers or physicians (Table 10).

One program that seemed to show promise was that of allowing patients with MI and a low-risk profile to return to normal activities early while being followed by weekly phone calls, without having to go through the standard 5-week cardiac rehabilitation program.<sup>69,70</sup> This program was not associated with any increase in mortality, reinfarction, or requirement for future coronary bypass surgery. Patients in that program were able to return to work at the same rate as the control subjects. Risk factor control was also the same between the two groups. Telephone-based supportive followup did not demonstrate consistent benefits when evaluated after MI.<sup>71,72</sup> Guideline-based practice<sup>58,59</sup> and specialty care followup after MI were associated with reduced mortality.<sup>60</sup> We did not find any chronic disease transition of care interventions that produced consistent improvement in outcomes or risk factor modification.<sup>55-57,67</sup>

**Table 10. Evidence supporting specific components of transition of care interventions**

Population	Specific transition of care intervention	Total # of studies demonstrating benefit	Endpoints with improvement	Total # of studies demonstrating no benefit	Endpoints without improvement
<b><i>Intervention type 1: Hospital-initiated support</i></b>					
Stroke patients	Early supported discharge	8 <sup>18-22,24,25,27</sup>	Death mRS NHP Length of stay Patient satisfaction Institutionalization IADL	10 <sup>16-20,22,23,27,28,33</sup>	Barthel Index mRS NHP Death BBS Timed walk EADL GHQ MADR FAI MMSE AshSS FIM SF-36 TUG Rehospitalization MD visits
	Integrated-care pathway	0		2 <sup>30,32</sup>	Barthel Index Death Length of stay EQ-5D
Stroke patients' caregivers	Early supported discharge	1 <sup>20</sup>	Caregiver strain	3 <sup>16,20,23</sup>	Caregiver strain BSFC
MI patients	Early supported discharge	0		1 <sup>61</sup>	Medication compliance Death SF-36 Readmission
	Guideline-based practice	2 <sup>58,59</sup>	Death	0	
	Disease management program	1 <sup>63</sup>	Rehospitalization Emergency department visits Readmission length of stay	0	
	Specialty followup	1 <sup>60</sup>	Death	0	

**Table 10. Evidence supporting specific components of transition of care interventions (continued)**

Population	Specific transition of care intervention	Total # of studies demonstrating benefit	Endpoints with improvement	Total # of studies demonstrating no benefit	Endpoints without improvement
MI patients' caregivers	No studies				
<b>Intervention type 2a: Patient and family education (hospital-based)</b>					
Stroke patient	Computer-tailored stroke education	1 <sup>34</sup>	Patient satisfaction	1 <sup>34</sup>	COOP Knowledge Self-efficacy HADS anxiety (worsened)
Stroke patients' caregivers	No studies				
MI patients	Illness perception education	1 <sup>62</sup>	ACS IPQ Patient satisfaction Work	0	
	Guideline-based education	1 <sup>64</sup>	COOP:3 mo HADS: 3 mo	1 <sup>64</sup>	HADS: 12 mo COOP: 12 mo
	Self-help manual	1 <sup>65</sup>	HADS depression HADS anxiety	1 <sup>65</sup>	EQ-5D
<b>Intervention type 2b: Patient and family education (home-based)</b>					
Stroke	Stroke information packet and family counseling	1 <sup>35</sup>	AAP Barthel Index FAD	1 <sup>35</sup>	GDS HADS Mastery scale SF-36 patient SF-36 spouse
	Postdischarge education and followup	1 <sup>36</sup>	OAD Patient confidence in recovery	1 <sup>36</sup>	Barthel Index HADS Patient satisfaction Caregiver satisfaction

**Table 10. Evidence supporting specific components of transition of care interventions (continued)**

Population	Specific transition of care intervention	Total # of studies demonstrating benefit	Endpoints with improvement	Total # of studies demonstrating no benefit	Endpoints without improvement
<b><i>Intervention type 3: Community-based support</i></b>					
Stroke	Postdischarge care management or home followup	2 <sup>40,41</sup>	SIP Knowledge	3 <sup>40,41,52</sup>	Barthel Index, CES-D Death Falls NIHSS Length of stay TUG Quality of life FAI FQM IADL
	Family support, community-based stroke team	3 <sup>28,38,48</sup>	SF-36 energy and vitality SF-36 quality of life improved in caregiver Patient satisfaction	3 <sup>28,38,48</sup>	Barthel Index COOP-patient COOP-caregiver FAI-caregiver HADS LHS RMI GHQ-caregiver Caregiver strain EQ-5D Length of stay SF-36 MCS SF-36 PCS Timed walk
	Telephone counseling	1 <sup>66</sup>	CGI-I: 3 mo	2 <sup>46,66</sup>	CGI-I: 6 mo Barthel Index mRS HADS SASC SF-36

**Table 10. Evidence supporting specific components of transition of care interventions (continued)**

Population	Specific transition of care intervention	Total # of studies demonstrating benefit	Endpoints with improvement	Total # of studies demonstrating no benefit	Endpoints without improvement
Stroke, cont.	Expert Patient Programme	0		1 <sup>79</sup>	HADS anxiety HADS depression MIDAS SF-36 MCS SF-36 PCS
	Social worker, psychosocial interventions	1 <sup>47</sup>	Self-care compliance GDS SF-36 MCS	2 <sup>47,50</sup>	Barthel Index SF-36 PCS
	Home care cognitive therapy	0		1 <sup>49</sup>	CSS Death IADL Physical exercise
MI	Early return to normal activity	2 <sup>69,70</sup>	No harm experienced (no difference in mortality, reinfarction, bypass surgery, quality of life and work)	1 <sup>70</sup>	Exercise
	Telephone followup	1 <sup>71</sup>	Improved exercise SF-36 PCS	2 <sup>71,72</sup>	Exercise SF-36 MCS SF-36 PCS
	Implementation intervention program	1 <sup>74</sup>	Increased physical activity	0	
	Home followup and education	2 <sup>56,78</sup>	Rehospitalization Depression (PHQ-9)	3 <sup>76-78</sup>	Rehospitalization Death IADL
<b>Intervention type 4: Chronic disease management</b>					
Stroke	Integrated care	3 <sup>55-57</sup>	Depression (PHQ-9) Activity mRS Quality of life	2 <sup>55,57</sup>	Barthel Index Depression MMSE
MI	Transdisciplinary care	1 <sup>67</sup>	Diet compliance Medical followup compliance	1 <sup>67</sup>	Medication compliance CII Death Exercise Rehospitalization Emergency department visits



Abbreviations: AAP = Adelaide Activities Profile, ACS = acute coronary symptoms, AIS = acute ischemic stroke, AshSS = Ashworth Spastic Scale, BBS = Berg Balance Scale, BSFC = Burden Scale for Family Caregivers, CGI-I = Clinical Global Impressions, CES-D = Center for Epidemiological Studies-Depression, CII = clinical improvement index, COOP = Dartmouth COOP, CSS = Cognitive Summary Score, EADL = Nottingham Extended Activities of Daily Living, EQ-5D = EuroQol 5 Dimensions, FAD = McMaster Family Assessment Device, FAI = Frenchay Activity Index, FIM = Functional Impairment Measure, FQM = Function Quality of Movement, GDS = Geriatric Depression Scale, GHQ = General Health Questionnaire, HADS = Hospital Anxiety and Depression Scale, IADL = Index of Activities of Daily Living, IPQ = Illness Perception Questionnaire, LHS = London Handicap Scale, LMC = Lindmark Motor Capacity, MADR = Montgomery Asberg Depression rating, MI = myocardial infarction, MIDAS = Myocardial Infarction Dimensional Assessment Scale, MMSE = Mini-Mental State Examination, mo = month/months, mRS = modified Rankin Scale, NHP = Nottingham Health Profile, NIHSS = National Institutes of Health Stroke Scale, NS = no statistically significant difference, OAD = Observer-Assessed Disability, PBSI = Preference-Based Stroke Index, PHQ = Patient Health Questionnaire Depression Model, PPT = physical performance test, RMI = Rivermead Mobility Index, SASC = Satisfaction with Stroke Care, SF-36 = Short Form-36, SF-36 MCS = Short Form-36 Mental Component Summary, SF-36 PCS = Short Form-36 Physical Component Summary, SIP = Sickness Impact Profile, TUG = Timed Up and Go

Of the 53 articles included in the analysis for KQ 2, six reported universal benefit to patients who received the intervention (Table 10)—one in the stroke cohort,<sup>56</sup> and five in the MI cohort.<sup>60,62,63,65,74</sup> The single study<sup>56</sup> in the stroke cohort included 29 patients and concluded that integrated care reduced depressive symptoms. In total, the 5 MI cohort studies included 5410 patients. In a study of 4933 MI patients, Ho et al.<sup>60</sup> found that a reduction in mortality was associated with transition to specialty care followup. The remaining MI cohort studies explored education interventions;<sup>62,65</sup> followup interventions;<sup>74</sup> a disease-management protocol;<sup>63</sup> and benefits to patients in reducing depression (Hospital Anxiety and Depression Scale [HADS], EuroQOL 5 Dimensions [EQ-5D]),<sup>65</sup> improving health,<sup>62,74</sup> and increasing satisfaction and returning to work earlier with fewer physical symptoms associated with their illness.<sup>62,63</sup>

A majority of the studies in the stroke cohort<sup>16-25,28,35,36,40,41,47,55,57,64,66,71,72</sup> found mixed results and reported some area of benefit to patients who received the intervention but also found areas of no difference in outcomes for patients who received the intervention versus those who did not. In the stroke cohort, five articles<sup>18,64,66,71,72</sup> from four studies reported mixed positive and null results at different time points (Table 10). Three of these studies<sup>18,64,66</sup> initially showed a benefit to the transition intervention at 3 months after discharge that did not remain statistically significant at the 6-month or 12-month measure. However, Bambauer et al.<sup>66</sup> found that the intervention had sustained improvement in depression (HADS) and self-rated health scores. Hanssen et al.<sup>71,72</sup> found early benefit to a followup intervention at 6 months (improved quality-of-life and SF-36 physical component summary [PCS] scores) that did not remain significant at 12 and 18 months after discharge.

Including all 53 articles relevant to KQ 2, a beneficial effect from the intervention was noted in 35 of the 71 outcomes reported. While nine outcome measures—knowledge, Geriatric Depression Scale, HADS, length of stay, modified Rankin Scale, patient satisfaction, physical performance test, quality of life, and SF-36 PCS—were found by more than one study to benefit from the intervention, each of these measures was also reported as not being significantly impacted by the intervention.<sup>16,19,21,22,25,28,33-38,41,46-49,52,53,55,57,61,62,64-67,70-72,74,78,79</sup> The most commonly reported measure was the SF-36 (or SF-36 components), which was reported in 12 studies.<sup>23,28,33,35,46-48,52,59,71,72,79</sup> Three studies reported any level of improved SF-36 component scores,<sup>28,47,71</sup> and no study reported an overall improvement in SF-36 scores. One study<sup>71</sup> found that the intervention resulted in improved SF-36 mental component summary (MCS) scores at 3 months following stroke discharge. One study<sup>72</sup> reported improved SF-36 PCS scores at 6 months after stroke but not at 12 or 18 months after stroke. Mayo et al.<sup>28</sup> reported improved SF-36 PCS scores at 1 and 3 months after stroke but no change in SF-36 MCS scores for this period.

There were 15 studies in which the authors found neither benefit nor harm for patients assigned to receive the transition intervention—10 in the stroke cohort,<sup>27,30,33,37,38,44,46,48,49,52,54</sup> and 5 in the MI cohort.<sup>58,59,61,70,76,77,79</sup> The 10 stroke cohort studies explored 8 different interventions and 35 different outcome measures with no significant differences in groups (Table 10).

There were three articles from two studies<sup>30,32,34</sup> that concluded some form of harm as a result of the intervention. In a study of 138 stroke patients, Hoffmann et al.<sup>34</sup> found that a computer-tailored stroke education intervention resulted in worse depression (HADS) but improved patient satisfaction for the intervention group; there was no difference in Dartmouth COOP scores, knowledge of stroke, or self-efficacy. Sulch et al.<sup>30,32</sup> also found that depression scores were worse for the intervention group in their study of 152 stroke patients. Patients who were treated with an integrated-care pathway were also found have lower quality-of-life and

Barthel Index scores compared to their counterparts.<sup>30</sup> There were no major negative outcomes reported in the MI cohort studies.

The impact of the intervention on the caregiver was explored in a small portion of the stroke studies and none of the MI studies. There was insufficient evidence in these studies to demonstrate an adverse response or benefit to the quality of life and functional status of the caregiver. Two studies<sup>35,37</sup> demonstrated a relationship between the transition intervention and caregiver outcomes. Clark et al.<sup>35</sup> found that an intervention of education and family counseling improved family functioning at 6 months but that there was no change in SF-36 scores for the caregiver. The first study by Mant et al.<sup>37</sup> reported a significant improvement in the instrumental activities of daily living for caregivers (reported as improved scores in Frenchay Activity Index [FAI]) but found no change in caregiver satisfaction, strain, GHQ, COOP, or SF-36 scores. In a followup study, Mant et al.<sup>38</sup> found no change in FAI scores or in caregiver satisfaction, strain, GHQ, COOP, or SF-36 scores. In the remaining studies, the interventions had no significant impact on caregiver burden,<sup>23,30</sup> satisfaction,<sup>30,36</sup> symptoms (e.g., Giessen Symptom List<sup>23</sup> and SIP<sup>25</sup>), or depression (ZDS).<sup>23</sup>

**Timing.** The primary aim of this report was to explore outcomes at 3 months, 6 months, and 12 months after discharge for patients with acute stroke and MI. However, many studies reported outcomes for more than one time point. Despite a tendency for some studies to measure outcomes in weeks and others in months, it was most common for outcomes to be measured 6 months and 12 months after discharge (Table 11). The most common timing of outcome measures fell between 6 and 11 months after discharge. Using this timeframe, there were 21 articles<sup>16-18,22-25,30,32,33,35-37,41,44,46,49,50,53,54</sup> that reported outcomes for the stroke cohort and 10 studies that reported outcomes for the MI cohort.<sup>58,65-67,69-71,74</sup> Three studies (four articles)<sup>4,5,23,50</sup> measured outcomes at 1 month or 1.5 months after discharge.<sup>16,17,54,69</sup> In each case, outcome measurements were repeated at later time intervals—either at 3 and 6 months after discharge<sup>54,69</sup> or at 6 and 12 months after discharge.<sup>16,17,69</sup> Approximately half of the studies evaluated outcomes only one time—6 studies<sup>34,40,47,62,78,79</sup> at 3 months after discharge, 19 studies<sup>22-25,30,32,35-37,41,44,46,49,50,52,53,67,71,74</sup> at 6 months after discharge, and 11 studies<sup>19-21,27,38,48,55-57,59</sup> evaluated outcomes at 12 months after discharge.

**Table 11. Summary of study time points associated with outcomes<sup>a</sup>**

Population	Less than 3 months	3 to 5 months	6 to 11 months	12 months	Over 12 months <sup>b</sup>
AIS only	1 study <sup>54</sup>	3 studies <sup>18,47,54</sup>	8 studies <sup>18,22,30,32,35,41,53,54</sup>	4 studies <sup>19-21,48</sup>	0 studies
MI only	9 studies <sup>58,60,61,64,65,69,70,76,77</sup>	4 studies <sup>62,64,69,79</sup>	8 studies <sup>58,65,67,69-71,74,77</sup>	5 studies <sup>59,63,64,69,72</sup>	1 study <sup>72</sup>
Mixed stroke	3 studies <sup>16,17,28</sup>	3 studies <sup>28,34,40</sup>	13 studies <sup>16,17,23-25,33,36,37,44,46,49,50,52</sup>	8 studies <sup>16,17,27,33,38,55-57</sup>	0 studies
Mixed MI	1 study <sup>60</sup>	3 studies <sup>60,66,78</sup>	2 studies <sup>66,71</sup>	0 studies	0 studies

<sup>a</sup>Studies may be listed multiple times if outcomes were measured at different time points.

<sup>b</sup>Studies reporting outcomes beyond 12 months were included only if they also reported outcomes before 1 year after discharge.

Abbreviations: AIS = acute ischemic stroke, MI = myocardial infarction Key Question 3

KQ 3: For patients hospitalized with first or recurrent stroke or MI, what are the associated risks, adverse events, or potential harms—both system-based and patient-based—of transition of care services?

### Key Points

- Six studies reported risks, adverse events, or harms, and of those that did, none involved interventions for MI patients.
- There was insufficient evidence to determine if there were differential rates of adverse events for transition of care interventions or components of transition of care services.
- Reported rates of adverse events were similar for intervention and usual-care groups.
- The available data must be interpreted with caution because data on risks, adverse events, and harms have not been systematically collected or reported across studies.

### Detailed Analysis

The definition of risks, adverse events, or harms for a transition of care intervention was any event that caused a failure to improve (i.e., complications such as death, rehospitalization, prolonged length of stay, lost to followup) or that increased burden or anxiety of the patient or caregiver. While some of these events may also be viewed as an outcome of interest for KQ 2, they also represent an adverse event for KQ 3 and thus are included in both sections.

**Literature identified.** Only 8 articles (2 good quality, 5 fair, 1 poor)<sup>16,27,28,40,41,45,46</sup> representing 6 studies reported data relevant to KQ 3 (Table 12), and all were studies of stroke patients transitioning from hospital to home. With one exception,<sup>45</sup> all were randomized controlled trials with four single-site and three multisite studies. Sample size ranged from 83 to 535 patients, and the comparator in every case was usual care. The interventions included a diverse collection of providers and strategies.

**Table 12. Measurement of risks, adverse events, and potential harms by study**

Study	Timing of followup	Failure to improve	Burden or anxiety
Allen et al., 2002 <sup>40</sup> Allen et al., 2009 <sup>41</sup>	3 and 6 months	Severe complications (death, rehospitalization or nursing home admission); composite measure of length of stay (at facility) and death	
Askim, et al., 2004 <sup>16</sup>	6 weeks, 6 and 12 months		Caregiver Strain Index
Ayana, et al., 2001 <sup>45</sup>	6 months		Patient's opinion of intervention

**Table 3. Measurement of risks, adverse events, and potential harms by study (continued)**

Study	Timing of followup	Failure to improve	Burden or anxiety
Boter et al., 2004 <sup>46</sup>	6 months		Caregiver Strain Index, Sense of Competence Questionnaire (caregiver), Social Support List-Discrepancies (caregiver)
Mayo et al., 2000 <sup>28</sup>	1 and 3 months	Impact of losses to followup on functional performance	
von Koch et al., 2000 <sup>26</sup> von Koch et al., 2001 <sup>27</sup>	6 and 12 months	Death or dependency	

Rather than being provider-focused, all interventions were patient-centered, increasing the potential risk for patient or caregiver burden or anxiety. While only Boter et al.<sup>46</sup> reported descriptive data on the presence of a support system, two studies<sup>16,46</sup> reported caregiver burden as measured by the Caregiver Strain Index. Neither found a difference between the intervention and control groups. Caregivers in the Boter et al. study<sup>46</sup> were also assessed with the Sense of Competence Questionnaire as well as on the discrepancies in social support with the Social Support List-Discrepancies measure, but no differences were found between groups at 6 months. von Koch 2000, 2001 reported living arrangements after discharge (alone or with others), but no measures of burden are reported. Ayana et al.<sup>45</sup> tested the use of a patient-held record and reported that the patients felt the intervention was burdensome. Almost half of the stroke patients discharged with a patient-held record reported that they never received one, 15 percent lost the record before the 6-month assessment, and 23 percent never read or referred to it during the 6-month intervention period. The majority of patients had difficulty engaging providers to add information to the record, and only 15 percent felt the record kept them informed about the treatment over time. There was insufficient evidence to make a conclusion on patient or caregiver burden related to transition of care interventions for stroke patients.

The impact of the intervention on insurance coverage that was selected as a focus for this review was not reported for any study; however, it may not have been an appropriate focal point for the majority of studies because in this subsample, five of six studies were conducted internationally in countries with national health insurance models. Only the study by Allen et al.<sup>40,41</sup> was conducted in the U.S. and did not report the insurance status of stroke patients. This study did, on the other hand, report a composite outcome of severe complications at 3 months<sup>40</sup> and institutional time and death at 6 months.<sup>41</sup> Both were measures summarizing death, rehospitalization, and nursing home admission, with the latter reporting the number of days and the former reporting a dichotomous outcome (yes/no). Although the intervention was found to produce a positive effect on severe complications at 3 months (moderate effect size of 0.43, 90% confidence interval 0.09 to 0.78), the 6-month outcome was not significantly different between groups. Von Koch et al.<sup>26,27</sup> examined a similar negative outcome of death or dependency on the Barthel Index and had similar findings concluding no difference. There was no significant difference between groups at 6 or 12 months. These two interventions and the structure of the outcome are too dissimilar to draw any conclusions from these findings.

Finally, only Mayo et al.<sup>28</sup> examined those patients lost to followup for whether poor performance influenced attrition. Although it was concluded that the intervention-group patients who did not complete the final evaluation could not have been predicted, persons lost to followup from the usual-care group had significantly lower performance for mobility and activities of daily living. Other studies did not report specific analyses of those lost to followup.

**Key Question 4:** Do transition of care services improve aspects of systems of care for patients with stroke or MI (e.g., more efficient referrals, more timely appointments, better provider communication, reduced use of urgent care, or fewer emergency room visits as a result of transition of care services)? Is there improved coordination among multiple subspecialty care providers, and are new providers added to the care plan as a result of transition of care services?

### **Key Points**

- From a system resource perspective, the evidence for transition of care services for patients with stroke or MI was insufficient because of study designs, sample sizes, and non-U.S. populations.
- Resource use was complex; however, the use of services, particularly emergency department services, is lessened by early education regarding stroke or MI symptoms.
- The greatest impact for education efforts appeared to be early and attenuated over time (during the first 3 months).

### **MI-specific key points**

- Disease management programs may be more effective than remote phone calls only.
- Early return to work after an MI was safe and may be cost-effective from a societal perspective. Returning to work did not increase health care utilization, and it saved the cost of cardiac rehabilitation in patients without complications or comorbidity.

### **Stroke-specific key points**

- Early supported discharge, particularly in patients without complications or comorbidity, was either cost-neutral or cost-effective as it substantially reduced overall hospital days. This difference in hospital days was driven by the early discharge strategy, with no difference observed in rehospitalization rates in either arm. Early supported discharge did not increase burden on family providers, and it reduced days in the hospital and outpatient physical therapy and occupational therapy visits.
- Rehabilitation in a day hospital or at home resulted in similar overall system resource use.
- Integrated-care pathways may facilitate communication transfer to other providers.
- Physician appointments or home visits by physical therapists may reduce readmission rate for stroke patients, particularly those with prolonged rehabilitation and stroke-related impairment prior to the intervention. Visits by nurses did not produce a similar effect.
- Family support and case management services reduced visits to physical therapists and specialists, the cause of which was unknown.

## Detailed Analysis

In addition to improving outcomes, transition of care services can facilitate coordination and continuity of care, thereby improving quality and efficiency at a system level. For KQ 4, we addressed the data pertaining to the impact of transition of care services on systems of care for patients with stroke or MI. This question explored resource use and cost implications as well as coordination and use of important services. Less than half of the 44 studies (N = 18) identified in this report addressed the effect of transition of care services on systems of care. Also, the majority of these studies looked at rehospitalization and costs of care, rather than at communication or followup appointments. The MI population data focused on cardiac rehabilitation, postdischarge support and education, and specialist care. The stroke population focused on the transition from hospitalization to home, in terms of early discharge as well as supporting services. Little was found in regard to patient referrals, timely appointments, provider communication, coordination of care, use of urgent care, and emergency department visits. Many of the studies were single center, with non-U.S. populations of fewer than 200 patients. Most studies had few event rates and small population sizes, which limited their ability to provide meaningful comparisons or conclusions.

**Literature identified—MI studies.** The eight MI studies<sup>60,61,63,69,70,72,76,78</sup> all lacked sufficient numbers of patients or events to determine the impact on resource use as a result of transition of care services (Table 13). Most observations did not show statistical significance because of sample size and low occurrence of the outcomes. All studies except Ho et al.<sup>60</sup> were outside the U.S., which limits the generalizability of practices to U.S. health care.

**Table 13. Resource use and transition of care for patients with MI**

System improvements	Studies	Observations
Rehospitalization	Hanssen et al., 2009 <sup>72</sup> Kotowycz et al., 2010 <sup>61</sup> Robertson et al., 2001 <sup>76</sup> Sinclair et al., 2005 <sup>78</sup>  Young et al., 2003 <sup>63</sup>	Home or phone followup interventions after discharge showed lower rehospitalization, but none are statistically significant (small samples).  Disease management program demonstrated reduced rehospitalization days out of 1000 patient followup days ( $p < 0.0001$ ), both overall and cardiac.
Health care utilization <sup>a</sup>	Young et al., 2003 <sup>63</sup>  Hall et al., 2002 <sup>69</sup>	Disease management program demonstrated lower costs of care for emergency room visits, tests, laboratory services.  Early return to work did not increase in health care utilization.
Costs	Hall et al., 2002 <sup>69</sup>	Early return to work was cost effective by saving on initial cardiac rehabilitation cost in low-risk patients.
MD outpatient visits	Ho et al., 2007 <sup>60</sup>  Kovoor et al., 2006 <sup>70</sup>	Specialist care resulted in better use of evidence-based medicine and more followup appointments with primary care physicians.  Early return to work showed no differences in followup appointments with specialist or primary care physicians.

<sup>a</sup>Health care utilization includes emergency department visits, rehospitalization, laboratory and diagnostic testing, and revascularization.

Abbreviation: MI = myocardial infarction

Of the eight MI studies, five<sup>61,63,72,76,78</sup> examined postdischarge support programs, two<sup>69,70</sup> looked at timing for return to work, and one<sup>60</sup> looked at specialty versus primary care in Veterans Affairs (VA) systems. The five studies looking at postdischarge support described phone or nurse visits for 6 to 12 weeks after discharge from an MI.<sup>61,63,72,76,78</sup> These studies were following patients for quality of life, satisfaction, and emotional health as well as adverse events and resource use. The reported rehospitalization rates were not significantly different because of the rare occurrence of rehospitalization. Only the study by Young et al.,<sup>63</sup> which utilized a disease management program with four components after an MI discharge, demonstrated lower use of emergency department visits, diagnostic and therapeutic tests, and hospitalization days in the disease management group compared to the control group.

Two studies looked at the impact of returning to work and specialty care on physician visits after discharge. The study by Ho et al.<sup>60</sup> noted that when both inpatient and outpatient services to acute MI patients were provided by cardiologists (specialists), there was an increased likelihood of visits with primary care physicians in 90 days after discharge. The study by Kovoov et al.<sup>70</sup> determined that early return to work after MI—defined as 2 weeks as opposed to 6 to 8 weeks—had no effect on the resulting use of primary care or specialist clinic visits. In addition, there were no additional increases in health care utilization of laboratory tests or imaging.<sup>69</sup> This also established the safety of early return to work for patients with uncomplicated MI, yielding overall economic benefits due to saving on cardiac rehabilitation costs and returning to productive work.

**Literature identified—stroke studies.** The 10 stroke studies<sup>18,21,25,27,30,33,37,43,48,52</sup> that examined resource utilization were similarly small in size, often single center, and all were non-U.S. (Table 14). This limits their statistical power and relevance to U.S. practice regarding the impact of transition of care services on cost and care coordination. However, readmission is common in stroke patients, occurring in up to one-third of all patients, and is likely due to stroke-related complications. Accordingly, data in the stroke population are better in terms of rehospitalizations as compared with the MI population. Of the 10 stroke studies, five<sup>18,21,25,27,48</sup> studied early supported discharge, four<sup>33,37,43,52</sup> studied transition of care services following standard discharge, and one studied an integrated-care pathway.<sup>31</sup>



**Table 14. Resource use and transition of care for patients with stroke**

<b>System Improvements</b>	<b>Studies</b>	<b>Observations</b>
Rehospitalization; total hospital days	Andersen et al., 2000 <sup>43</sup>  Bautz-Holtert et al., 2002 <sup>18</sup>  Donnelly et al., 2004 <sup>48</sup>  Fjaertoft et al., 2005 <sup>21</sup>  Holmqvist et al., 2000 <sup>25</sup> von Koch et al., 2001 <sup>27</sup>  Sulch et al., 2000 <sup>30</sup>	MD or PT home visits after discharge from inpatient rehabilitation significantly reduced readmissions at 6 months (26% or 34% versus 44% control; p = 0.028).  Early supported discharge to multidisciplinary team resulted in fewer hospital days than standard care (22 days versus 31 days, p = 0.09).  Early supported discharge to multidisciplinary community team care resulted in a nonsignificant reduction in overall hospital days and significantly less use of day hospitals.  Early supported discharge resulted in fewer hospital days (66.7 versus 85, p = 0.012).  Early supported discharge resulted in fewer overall hospital days, mostly due to the shortened initial hospitalization (15 versus 30, p < 0.0001).  No difference in overall length of stay of integrated-care pathway versus standard care.
Health care utilization <sup>a</sup>	Mayo et al., 2008 <sup>52</sup>  Sulch et al., 2002 <sup>31</sup>  Torp et al., 2006 <sup>33</sup>	Case management did not alter health care utilization.  Integrated pathway did not alter health care utilization.  Supported discharge did not alter health care utilization.
Costs	Donnelly et al., 2004 <sup>48</sup>  Fjaertoft et al., 2005 <sup>21</sup>  Torp et al., 2006 <sup>33</sup>	Early discharge with community team supports trend to cost savings but is not significant.  Early supported discharge was cost-neutral.  Supported discharge was cost-neutral compared to usual care.
Outpatient visits/communications	Fjaertoft et al., 2005 <sup>21</sup>  Holmqvist et al., 2000 <sup>25</sup> von Koch et al., 2001 <sup>27</sup>  Mant et al., 2000 <sup>37</sup>  Mayo et al., 2008 <sup>52</sup>  Sulch et al., 2002 <sup>31</sup>  Torp et al., 2006 <sup>33</sup>	Early supported discharge had increase in clinic visits (11.4 versus 8.9, p = 0.027).  Early supported discharge resulted in fewer day hospital and outpatient PT/OT visits compared to the usual care arm.  Family support services resulted in fewer visits to PT compared to control. (44% versus 56%, p = 0.04).  Case management group has fewer visits to specialists after discharge (2.2 versus 3.4, p = 0.01).  Integrated-care pathways improved communications with primary MDs (80% versus 45%, p > 0.0001).  Supported discharge did not alter visits to primary care or specialists.

<sup>a</sup>Health care utilization includes emergency department visits, rehospitalization, laboratory and diagnostic testing, and revascularization.

Abbreviations: OT = occupational therapy/therapist, PT = physical therapy/therapist

The studies of early supported discharge varied in process; however, reductions in initial hospitalization seemed feasible and potentially cost-saving. Bautz-Holtert et al.<sup>18</sup> found that combining a multidisciplinary team with early discharge to home resulted in fewer overall hospital days (including baseline hospitalization) without adverse events; however, this was on a selected group of high-functioning stroke patients. Donnelly et al.<sup>48</sup> also noted, on a smaller sample of stroke patients, a trend to fewer hospital days and lower costs with the strategy of early discharge and community multidisciplinary support teams. Similar findings among 320 patients were noted in another study<sup>21</sup> of early supported discharge, with fewer overall hospital days ( $p = 0.012$ ) and no difference in overall costs. In this study, a slight increase in clinic visits in the early discharge group (11.4 versus 8.9,  $p = 0.027$ ) was counterbalanced by fewer overall inpatient rehabilitation days (11.1 versus 23.4,  $p = 0.0001$ ). A study by Holmqvist et al.<sup>25</sup> showed that early discharge resulted in fewer hospital days overall (15 versus 30,  $p < 0.0001$ ), mostly due to the shortened initial hospitalization. The early discharge to home rehabilitation group had no significant differences in other services such as transportation, home health, or assistance from family caregivers. The costs were neutral.<sup>25</sup> Those studies that looked at providing rehabilitation at home versus in a rehabilitation hospital following standard discharge found no significant resource differences. Further differences were an increase in day hospital attendance ( $p < 0.001$ ) and outpatient visits to occupational therapy and physical therapy.<sup>27</sup>

In the four studies<sup>33,37,43,52</sup> of transition of care services following standard discharge, Torp et al.<sup>33</sup> studied discharge supported by an interdisciplinary stroke team versus standard aftercare and found no differences in resource use, GP visits, or health care services. Mant et al.<sup>37</sup> found that family support group patients had a lower use of outpatient PT visits (44 versus 56%,  $p = 0.04$ ), but otherwise there were no differences in use of services. Mayo et al.<sup>52</sup> studied case management involving nursing phone calls and visits to coordinate care 6 weeks after discharge and found no differences in health care utilization between case management patients and controls. There was, however, a slight increase in specialist visits in the usual care group (3.4 versus 2.2,  $p < 0.01$ ). Andersen et al.<sup>43</sup> found that physician or physiotherapist visits to patients with stroke following discharge from an inpatient rehabilitation facility significantly reduced readmissions over and above contact with nursing services only (control) (26% and 33% versus 44%,  $p < 0.028$ ). Therefore, from a cost and resource use perspective, it appears that support is most useful when used in combination with a shortening of the initial hospitalization in selected patients and when delivered in person by skilled staff.

Two studies by Sulch et al.<sup>30,31</sup> studied the role of integrated-care pathways. Integrated-care pathways did not shorten length of stay.<sup>30</sup> In addition, integrated pathways were tested for their ability to improve communications with the outpatient setting. The integrated pathway tested by Sulch et al.<sup>31</sup> did increase notification of primary physicians related to discharge and documentation of information, but there were no significant differences in the process of care between the integrated-care pathway group and the control group.

**Key Question 5:** For patients hospitalized with first or recurrent stroke or MI, do benefits and harms of transition of care services vary by characteristics—both patient-based and system-based—such as disease etiology and severity, comorbidities, sociodemographic factors, training of the health care providers, participants (patients, caregivers), geography (rural/urban, regional variations), and insurance status?

## Key Points

- Thirteen studies of transition of care explored the benefits and harms as they varied by characteristics.
- The most commonly reported characteristics in transition of care studies were severity, age, sex and presence/absence of depressive symptoms.
- There was a lack of consistency by which characteristics are measured or reported.

## Detailed Analysis

**Literature identified.** We identified 14 peer-reviewed articles (2 good quality, 10 fair, 2 poor) between 2000 and 2011 that were specifically relevant to KQ 5. These 14 articles presented data from 13 studies that enrolled 3420 patients.

**Population.** The population of interest is the set of patients with vascular disease resulting in AIS or MI who received transition of care services for which there was a difference in benefit or harm that can be related to patient characteristics (Table 15). Study populations were categorized into the followed four cohorts: (1) AIS only, (2) MI only, (3) mixed stroke, and (4) mixed MI. To be included in the sample, studies with a mixed population must also have included patients with ICH stroke, ischemic stroke, MI, or unstable angina with evidence of ischemia.

**Table 15. Studies of how benefits and harms may vary by patient or system characteristics**

Study	Population	N	Intervention	Country	Centers
Allen et al., 2009 <sup>41</sup>	AIS only	296	Discharge care management	US	Single
Andersen et al., 2000 <sup>43</sup>	Mixed stroke	155	Organized aftercare	Denmark	Multi (3)
Askim et al., 2006 <sup>17</sup>	Mixed stroke	62	Early supported discharge	Norway	Single
Barlow et al., 2009 <sup>79</sup>	MI only	192	Expert Patient Programme	UK	Single
Ertel et al., 2007 <sup>49</sup>	Mixed stroke	291	Home care cognitive behavioral therapy	US	Multi (4)
Fjaertoft et al., 2005 <sup>21</sup>	AIS only	320	Extended stroke unit services	Norway	Single
Gallagher et al., 2003 <sup>68</sup>	Mixed MI	196	Education and followup	Australia	Single
Geddes et al., 2001 <sup>51</sup>	Mixed stroke	1076	Coordinated care	UK	Multi (6)
Indredavik et al., 2000 <sup>22</sup>	AIS only	320	Extended stroke unit services	Norway	Single

**Table 4. Studies of how benefits and harms may vary by patient or system characteristics (continued)**

Study	Population	N	Intervention	Country	Centers
Luszczynska et al., 2006 <sup>74</sup>	MI only	114	Followup with implementation intervention program	Poland	Single
Mant et al., 2000 <sup>37</sup>	Mixed stroke	323	Family support	UK	Not clear
Teng et al., 2003 <sup>29</sup>	Mixed stroke	114	Early supported discharge	Canada	Single
Torp et al., 2006 <sup>33</sup>	Mixed stroke	198	Early supported discharge	Denmark	Single
von Koch et al., 2001 <sup>27</sup>	Mixed stroke	83	Early supported discharge	Sweden	Single

Abbreviations: AIS = acute ischemic stroke, MI = myocardial infarction; UK = United Kingdom; US = United States

From these 14 original articles, three studies<sup>21,22,41</sup> included only patients with AIS (AIS only); two studies<sup>74,79</sup> included only patients with MI (MI only); seven studies<sup>17,29,33,37,43,49,51</sup> had a mixed-stroke population that included patients with stroke, and either did not define stroke as ischemic/hemorrhagic or included AIS and other stroke (ICH and/or SAH); and one study<sup>68</sup> included a mixed-MI population defined as acute coronary syndrome or patients with MI as well as other patients (but not stroke). There were no studies that included only patients with combined stroke and MI, and no studies that explored transition interventions for patients diagnosed only with ICH.

The 14 articles described single-center and multicenter studies around the world. Single-center studies were performed in the U.S.,<sup>41</sup> Norway,<sup>17,21,22</sup> U.K.,<sup>79</sup> Australia,<sup>68</sup> Poland,<sup>74</sup> Canada,<sup>29</sup> Denmark,<sup>33</sup> and Sweden.<sup>27</sup> Multicenter studies were conducted in Denmark,<sup>43</sup> U.S.,<sup>49</sup> and U.K.<sup>51</sup>

**Subgroups.** There was a lack of consistency with regard to which characteristics were explored for their relationship to benefits and harms of transition of care interventions. Table 16 provides details about the most frequently reported subgroup characteristics in transition intervention studies.

**Table 16. Subgroup characteristics**

Study <sup>a</sup>	Severity	Age	Sex	Depression	Knowledge/education	Race/ethnicity	Comorbidity	Premorbid status	Health care provider	MMSE	Rehospitalization	Prior stroke/MI	Length of stay	Social ties	Duration since discharge	Frailty/stress <sup>b</sup>	Geography	Work status
Allen et al., 2009 <sup>41</sup>	X	X	X	X		X	X	X				X						
Andersen et al., 2000 <sup>43</sup>		X	X	X	X				X				X					
Askim et al., 2006 <sup>17</sup>	X																	
Barlow et al., 2009 <sup>79</sup>		X	X				X								X			
Ertel et al., 2007 <sup>49</sup>	X	X	X	X	X					X				X		X		

**Table 5. Subgroup characteristics (continued)**

Study <sup>a</sup>	Severity	Age	Sex	Depression	Knowledge/education	Race/ethnicity	Comorbidity	Premorbid status	Health care provider	MMSE	Rehospitalization	Prior stroke/MI	Length of stay	Social ties	Duration since discharge	Frailty/stress <sup>b</sup>	Geography	Work status
Fjaertoft et al., 2005 <sup>21</sup>	X																	
Gallagher et al., 2003 <sup>68</sup>		X	X							X	X							X
Geddes et al., 2001 <sup>51</sup>	X	X			X				X									
Indredavik et al., 2000 <sup>22</sup>	X																	
Luszczynska et al., 2006 <sup>74</sup>								X										
Mant et al., 2000 <sup>37</sup>																	X	
Teng et al., 2003 <sup>29</sup>	X																	
Torp et al., 2006 <sup>33</sup>	X																	
von Koch et al., 2001 <sup>27</sup>				X														

<sup>a</sup>Articles cited in the Study Characteristics (Table 5/5b) that are secondary or followup data analyses of an earlier study are not included in this table.

<sup>b</sup>Frailty/stress is any measure of the patient's condition of frailty or experiencing a stressful event.

Abbreviations: MMSE = Mini-Mental State Examination

The relationship between outcomes and severity of illness was the most frequently reported characteristic.<sup>17,21,22,29,33,41,49,51</sup> The measures of severity that were reported included National Institutes of Health Stroke Scale (NIHSS), Scandinavian Stroke Scale (SSS), Barthel Index, and modified Rankin Scale (mRS). Other common subgroup analyses were performed for age,<sup>41,43,49,51,68,79</sup> and sex,<sup>41,43,49,68,79</sup> while only one study<sup>41</sup> explored the relationship of race/ethnicity to outcomes. Depression was an outcome of interest in 18 articles,<sup>32,34-38,41,46-48,52,53,55,56,64-66,79</sup> but depression was also explored as a characteristic in four studies.<sup>27,41,43,49</sup> Three studies<sup>43,49,51</sup> explored some form of patient baseline knowledge/education. The patient's premorbid status or number of comorbidities was explored in four studies.<sup>41,49,74,79</sup> Only two studies<sup>43,51</sup> explored system-level characteristics by describing the relationship of health care provider to patient outcomes.

**Benefits and harms.** Each of the studies reported at least one significant finding attributed to one or more patient-based or system-based characteristic (Table 17). Functional status at discharge, while measured using different tools, was found to be a significant predictor of outcome in 8 studies.<sup>16,17,19-22,26,27,29,33,49,51</sup> The outcome for these 8 studies varied from balance to depression and morbidity; there was no universal outcome associated with functional status. The most common characteristics analyzed were age and sex, which were reported in all but two studies.<sup>74,78</sup> Only two studies<sup>37,38,51</sup> reported systems-based characteristics with significant findings. Geddes et al.<sup>51</sup> found that patients who were deceased or transferred to a nursing home

1 year after home-based rehabilitation were more likely to have been referred by a general practitioner compared to having been referred by hospital-based personnel. In a study of MI patients, Mant<sup>37,38</sup> found that admission to a specialty rehabilitation after discharge was associated with improved functional status at 6 months.

**Table 17. Studies showing significant findings for transition intervention**

Study	Characteristic	Significant finding
Allen et al., 2009 <sup>41</sup>	History of prior stroke, TIA, atrial fibrillation	Greater benefit from care management of neuromotor function
Andersen et al., 2000 <sup>43</sup>	Longer length of stay (usual care group),	Higher readmission for usual care group
	Unskilled status, older age, history of depression	Increased risk of readmission
Askim et al., 2006 <sup>17</sup>	Severe or moderate paresis	Worse balance after 1 year
Barlow et al., 2009 <sup>79</sup>	Females <sup>a</sup>	Reduced depression and anxiety in intervention group
Ertel et al., 2007 <sup>49</sup>	Males <sup>a</sup>	Higher cognitive score
	Not frail <sup>a</sup>	Higher ADL and lower mortality
	Less severe stroke <sup>a</sup>	Higher cognition scores
	High MMSE	Trend to higher ADL (p = 0.08)
	Lower depression scores <sup>a</sup>	Trend to lower mortality (p = 0.07)
	High depression score <sup>a</sup>	Trend to higher mortality (p = 0.08)
Fjaertoft et al., 2005 <sup>21</sup>	Fewer comorbidities	Higher instrumental ADL scores
Fjaertoft et al., 2005 <sup>21</sup>	High function <sup>a</sup>	Higher cost
Gallagher et al., 2003 <sup>68</sup>	Younger females (compared to age 55 to 70)	Worse adjustment to illness scores
	Rehospitalized, not working, experiencing a stressful event, poor perception of control	Higher anxiety and depression
	History of depression	Higher depression
Geddes et al., 2001 <sup>51</sup>	GP referral (compared to hospital personnel referral), older age, poor cognitive function, more severe stroke	Deceased or transferred to nursing home after rehabilitation
Indredavik et al., 2000 <sup>22</sup>	Moderate to severe stroke <sup>a</sup>	More improvement in mRS and Barthel Index scores
Luszczynska et al., 2006 <sup>74</sup>	Physical activity before MI	Physical activity after MI
Mant et al., 2000 <sup>37</sup>	Admission to specialty rehabilitation <sup>a</sup>	Higher SF-36 scores
Teng et al., 2003 <sup>29</sup>	Functional status at discharge	No difference in cost
Torp et al., 2006 <sup>33</sup>	Functional status at discharge	No difference in length of stay or rehospitalization
von Koch et al., 2001 <sup>27</sup>	Higher coping capacity	Greater independence

<sup>a</sup>Difference was seen or analyzed in the intervention group.

Abbreviations: ADL = activities of daily living, GP = general practitioner, MI = myocardial infarction, MMSE = Mini-Mental State Examination, mRS = modified Rankin Scale, SF-36 = Short Form-36, TIA = transient ischemic attack

**Secondary analysis for KQ 5.** After exploring the data from the 14 transition articles identified above that analyzed differences in outcome for various characteristics within a single study, we sought to explore for patterns of benefit or harm between the transition studies. To accomplish this, we examined the relationships of key characteristics between studies that reported benefit or harm associated with a transition of care intervention.

From the 62 articles included in this systematic review, there were 22 articles<sup>17,19-22,25,34-36,41,47,53,55-57,60,62,65-67,74,78</sup> that identified some benefit to a transition intervention. To fully explore for patterns in characteristics associated with patients who benefited from the intervention, the four main subgroup characteristics identified in Table 16 (severity of stroke/MI, age, sex, and depression) were abstracted for each outcome measure that reported a benefit of a transition intervention (Table 18). Across the studies that reported benefit, the mean age was between 56 and 82 years. The percentage of male patients in the stroke studies that reported benefit was 42 to 61 percent.<sup>17,19-22,25,34-36,41,47,53,55-57</sup>

Of studies that found a benefit to the intervention and reported sex in the MI population, one study conducted in a VA population<sup>60</sup> reported that 97 percent of subjects were male; in the remaining MI population studies, the percentage of male subjects ranged from 46 to 70 percent.<sup>62,65-67</sup> Severity of illness/injury was reported in 11 studies.<sup>17,19,22,25,36,41,53,56,57,60,67</sup> Studies that reported baseline mRS values and found benefit from the transition intervention generally reported baseline mRS of greater than 2 as a characteristic,<sup>17,22,56,57</sup> whereas Fjaertoft et al.<sup>19</sup> reported that 6.3 percent of patients who benefited from ESUS had mRS less than 3. Studies that included NIHSS scores found benefit from the transition intervention when the mean NIHSS was less than 5.<sup>36,41,53</sup> Baseline depression was explored using CES-D,<sup>41</sup> EQ-5D,<sup>65</sup> GDS,<sup>47,53</sup> and HADS.<sup>36,65,66</sup> With the exception that depression scores at baseline predicted later depression scores,<sup>47,65,66</sup> there was no consistent relationship between depression and a transition intervention.

**Characteristics from studies that found a benefit to the intervention.** There were 17 studies (22 articles)<sup>17,19-22,25,34-36,41,47,53,55-57,60,62,65-67,74,78</sup> that reported a positive effect from the transition intervention and included data for patient characteristics. The four most frequently reported subgroup characteristics were severity of stroke/MI, age, sex, and depression. As noted in Table 18, there was insufficient evidence to support the hypothesis that response to any given transition of care intervention varies by patient characteristics. There was only a modest variation in age and sex reported. The mean age reported varied from a low of 56 in one MI study<sup>62</sup> of 65 patients to a high of 82 in a stroke study.<sup>53</sup> Given the exception of a study performed in a VA population where the sample was 97 percent male,<sup>60</sup> the percentage of male patients ranged from 42 percent in a study of 138 stroke patients<sup>34</sup> to 70 percent in a study of 65 patients with MI.<sup>62</sup>

**Table 18. Studies that found a benefit of transition intervention**

Study <sup>a</sup>	Population <sup>b</sup>	N	Outcomes improved by intervention <sup>c</sup>	Mean age <sup>d</sup>	% male <sup>e</sup>	Severity	Depression
Allen et al., 2009 <sup>41</sup>	AIS only	296	Knowledge	68	50	NIHSS = 2	CES-D = 2.8
Askim et al., 2006 <sup>17</sup>	Mixed stroke (study population <sup>16</sup> )	62	BBS Timed walk	77	52	SSS = 45.4 Barthel Index = 57.7 mRS = 3.7	NR
Bambauer et al., 2005 <sup>66</sup>	Mixed MI	100	HADS SRH	61	65	NR	HADS = 8.5
Claiborne et al., 2006 <sup>47</sup>	AIS only	28	Compliance (self-care) GDS SF-36 MCS	70	44	NR	GDS = 10.8
Clark et al., 2003 <sup>35</sup>	AIS only and Caregiver	62	AAP Barthel Index FAD	73	59	NR	NR
Costa e Silva et al., 2008 <sup>67</sup>	MI only	153	Compliance (diet) Compliance (followup)	59	48	STEMI = 83.3%	NR
Fjaertoft et al., 2003 <sup>19</sup>	AIS only (study population <sup>22</sup> )	320	mRS	74	54	mRS < 3 = 6.3% Barthel Index > 94 = 52.5%	NR
Fjaertoft et al., 2004 <sup>20</sup>	AIS only (study population <sup>22</sup> )	320	NHP	74	54	NR	NR
Fjaertoft et al., 2005 <sup>21</sup>	AIS only (study population <sup>22</sup> )	320	Length of stay	74	54	NR	NR
Ho et al., 2007 <sup>60</sup>	Mixed MI	4933	Death	66	97	TIMI risk = 3.2	NR
Hoffmann et al., 2007 <sup>34</sup>	Mixed stroke	138	Patient satisfaction	67	42	NR	NR
Holmqvist et al., 2000 <sup>25</sup>	Mixed stroke and Caregiver	81	Patient satisfaction	68	55	CT scan, coping, comorbidity	NR
Indredavik et al., 2000 <sup>22</sup>	AIS only	320	Length of stay mRS	74	54	Barthel Index = 60.4 mRS = 3.3 SSS = 43.6	NR
Johnston et al., 2007 <sup>36</sup>	Mixed stroke and Caregiver	203	OAD	69	61	Barthel Index = 18.0 NIHSS = 4.6	HADS = 6.9
Joubert et al., 2006 <sup>55</sup>	Mixed stroke	97	PPT	65	51	NR	NR
Joubert et al., 2008 <sup>56</sup>	Mixed stroke	233	PHQ-9	63	58	mRS > 2 = 26%	NR
Joubert et al., 2009 <sup>57</sup>	Mixed stroke (study population <sup>56</sup> )	186	mRS Quality of life	63	58	mRS > 2 = 26%	NR
Lacey et al., 2004 <sup>65</sup>	MI only	152	EQ-5D HADS	67	67	NR	HADS = 5.3 EQ-5D = 0.5



**Table 18. Studies that found a benefit of transition intervention (continued)**

Study <sup>a</sup>	Population <sup>b</sup>	N	Outcomes improved by intervention <sup>c</sup>	Mean age <sup>d</sup>	% male <sup>e</sup>	Severity	Depression
Luszczynska et al., 2006 <sup>74</sup>	MI only	114	PPT	NR	NR	NR	NR
Petrie et al., 2002 <sup>62</sup>	MI only	65	ACS IPQ Patient satisfaction Work	56	70	NR	NR
Ricauda et al., 2004 <sup>53</sup>	AIS only	120	GDS	82	45	CNS = 6 FIM = 41.5 NIHSS = 24	GDS = 17.5
Sinclair et al., 2005 <sup>78</sup>	Mixed MI	324	Rehospitalization	NR	NR	NR	NR

<sup>a</sup>The Grasel et al.,<sup>23</sup> Hanssen et al.<sup>71</sup> and Mayo et al.<sup>28</sup> studies are excluded from this table because they did not have any measures with positive impact across all time points. The Mant et al.<sup>37</sup> study had no patient outcomes.

<sup>b</sup>Caregiver measures are not included in this table.

<sup>c</sup>Measures that reported improvement at first time point but not at a later assessment were not included (e.g., SF-36 improved at 6 months but was unchanged at 12 months).

<sup>d</sup>Mean age is the mean age of intervention group (mean age of entire sample if not given for each group).

<sup>e</sup>% male is the percentage of males in the intervention group (percent male of entire sample if not given for each group).

Abbreviations: AAP = Adelaide Activities Profile, ACS = acute coronary symptoms, AIS = acute ischemic stroke, BBS = Berg Balance Scale, CES-D = Center for Epidemiological Studies-Depression, EQ-5D = EuroQol 5 Dimensions, FAD = McMaster Family Assessment Device, GDS = Geriatric Depression Scale, HADS = Hospital Anxiety and Depression Scale, IPQ = illness Perception Questionnaire, MI = myocardial infarction, mRS = modified Rankin Scale, NHP = Nine-Hole Peg Test, NIHSS = National Institutes of Health Stroke Scale, OAD = Observer-Assessed Disability, PPT = physical performance test, SF-36 = Short Form-36, SF-36 MCS = Short Form-36 Mental Component Summary, SRH = Self-Rated Health, TIMI = thrombolysis in myocardial infarction.

There was a lack of consistency in the use of instruments for reporting illness severity. There were only 11 studies that reported severity of illness at the time of admission in the subset of studies that found a benefit to the intervention and reported characteristics associated with outcomes. Studies including patients with stroke reported severity using NIHSS,<sup>36,41,53</sup> SSS,<sup>17</sup> Barthel Index,<sup>17,19,22,36</sup> CNS,<sup>53</sup> FIM,<sup>53</sup> and mRS,<sup>17,19,22,56,57</sup> and one study<sup>25</sup> reported CT scan results along with coping and comorbidities. For the studies including cardiac patients, only two reports<sup>60,67</sup> included illness severity scales. Ho et al.<sup>60</sup> found a mean thrombolysis in myocardial infarction (TIMI) risk score of 2.2 in their study of 4922 cardiac patients, wherein the finding of lower mortality was associated with a hospital-initiated support model of transition intervention. A smaller study<sup>67</sup> of 153 MI patients reported that STEMI versus non-STEMI as a measure of severity in a community-based support intervention was associated with improved compliance with dietary recommendations and improved rates of physician followup.

The presence and rating of depression was reported in four stroke studies<sup>36,41,47,53</sup> and two MI studies.<sup>65,66</sup> Six studies reported findings using four different depression rating scales: HADS,<sup>36,65,66</sup> GDS,<sup>47,53</sup> EQ-5D,<sup>65</sup> and CES-D.<sup>41</sup> Notably, four<sup>47,53,65,66</sup> of the six studies that reported depression scores as a characteristic also reported that the transition intervention improved depression; hence, these studies suggest that while the transition intervention improved depression, the effect of the transition was moderated by the presence/absence of baseline depression.

**Characteristics of studies for which the intervention was associated with a negative outcome.** Only 2 articles<sup>32,34</sup> of the 62 articles reported any form of harm for subjects who received a transition intervention. Sulch et al.<sup>32</sup> used an integrated-care pathway for 76 patients in the intervention group and compared results to 76 patients who received usual care (no integrated-care pathway). Groups were similar at baseline, but depression scores at 3 months were worse for those who received the intervention compared to those who did not; mRS at discharge was independently associated with depression. Hoffman et al.<sup>34</sup> provided 69 patients with a computer-generated educational intervention that was tailored to their needs. The intervention group, when compared to the 69 subjects who received usual education, was reported to have higher levels of anxiety. In this study, the intervention group had a significantly higher male-to-female ratio than did the control group; there was no report of independent association of anxiety scores and sex.

## Summary and Discussion

For this report, we conducted a systematic review of the indexed medical literature to evaluate the evidence for transition of care services and programs that improve the posthospitalization quality of care for patients who have undergone strokes or MIs. A challenge in preparing this review was in defining the concept of “transition of care” following hospitalization with stroke or MI. We focused on the process that a patient underwent as they left the acute-care hospital and reintegrated into society. For some patients, that process involved a transient stay in an acute rehabilitation setting followed by discharge to home, while for others the transition involved relocation to a skilled nursing home or assisted living environment. We found Coleman’s definition of transition of care most appropriate for our purposes: “the set of actions designed to ensure the coordination and continuity of health care as patients transfer between different locations or different levels of care within the same location.”<sup>1</sup>

The conceptual model we worked with was one that began with hospital-initiated support for discharge to home or to intermediary care units and subsequently involved community-based resources such as multidisciplinary care teams, group support services, and patient- and family-focused educational programs. The process of hospital-initiated discharge preparation often included education of the patient and/or their family or health care providers as well as initiating followup care with primary and specialty care providers. Community-based support services were often initiated at this time as well. Educational programs based in the community were also evaluated, as were community-based systems of support. Although the majority of patients with stroke or MI also had a number of concurrent chronic medical conditions such as diabetes, hypertension, and hyperlipidemia that had contributed to the sentinel presenting event (stroke or MI), we did not incorporate chronic disease management models as a component of transition of care.

In this review, we found that the process of transitioning the care of a patient from the hospital to the community began in the hospital as part of the discharge planning process (intervention type 1). This phase included interventions such as predetermined integrated-care pathways, early supported discharge, extended stroke unit services, and rehabilitation coordination with community services. Education of the patient and family prior discharge was also initiated during the acute hospitalization (intervention type 2). Educational programs varied from those that provided information packages to direct teaching by subspecialty trained nurses.

Following hospital discharge, community-based support of the patient and family (intervention type 3) could be provided through advanced practice nurse care managers, primary care and specialty-based medical practitioners, and multidisciplinary care teams (including doctors; nurses; social workers; and physical, occupational, and speech therapists). This support could be provided in person at the patient’s home, by telephone, or at a clinical practice setting (physician’s office, outpatient rehabilitation setting or common meeting place for support groups). Ongoing patient and family education could also be maintained at the community level, such as the provision of medical-focused manuals, rehabilitation and lifestyle information, videotapes, and telephone-based educational programs.

Chronic disease management (intervention type 4) was reviewed as part of the process of transition of care, and a few disease management models were identified that included the outcomes of interest in our review: one MI and three stroke intervention programs.

Despite a conceptual basis to support the transition of care, we found limited evidence in favor of some components of hospital-initiated discharge planning (transition of care after stroke

and specialty followup after MI). Transition of care interventions seemed able to reduce the total number of hospitalized days without adversely impacting long term functional recovery or death. Specialty care followup after MI was associated with reduced mortality. There were no transition of care interventions that consistently improved functional recovery after stroke or MI, and none seemed to consistently improve quality of life or psychosocial factors such as strain of care, anxiety, or depression.

## Limitations of This Review

Across the 62 articles (44 studies) that met the inclusion criteria for this review, the major limitations were inadequate sample size, heterogeneity of outcome measures, lack of definition for the usual care group, and numerous studies conducted outside of U.S. settings. Few studies were designed with a single primary endpoint, but rather simultaneously reported multiple outcome measures, frequently with an inadequate sample size to justify multiple statistical comparisons. The reported outcome measures included both validated and unvalidated outcome scales as well as combinations of the two. The treatment interventions were not always clearly described. Some studies included more than one intervention, which made it difficult to determine the effect of individual components on clinical outcomes.

The interventions reported did not include postdischarge medication management. Poor medication management is one of the recognized reasons for hospital readmissions in chronic care. There were no studies that addressed racial, ethnic, or cultural factors that could influence access or response to transitional care.

The most limiting aspect of the studies reviewed was that they did not define what constituted the control intervention, which in many cases was simply referred to as “usual care.” The latter made cross-study comparisons challenging. This heterogeneity in the intervention and control treatments precluded conducting a meta-analysis of the cohort of studies. A significant number of these studies (some of the better ones) were conducted outside the U.S. in countries with significantly different health care systems than ours (frequently in countries with single-payer systems), thus making translation of their results more challenging.

## Conclusions

This systematic review showed limited evidence for making definitive conclusions about the effectiveness of transition of care services following stroke or MI. Although we were able to define a conceptual framework and a specific taxonomy for transition of care services that served as the foundation for evaluating the published literature, the evidence for efficacy in the setting of stroke and MI was insufficient. A number of studies that we reviewed were based on a solid conceptual framework with reasonable study designs but had too few patients to be able to reach statistically valid conclusions. Other studies did not follow their subjects long enough, and too many studies used inconsistent endpoints to be able to make comparisons. Although acute MI and stroke share many risk factors, the scope of medical needs for each of these two populations is quite different. Even though we attempted to evaluate the individual components of transition

of care services for each disease entity, we found that each medical condition presented unique care issues that required specific transition of care interventions. This was most true for the utilization of rehabilitation services following stroke.

As the population of the U.S. gets older and the number of patients experiencing MI or stroke increases, it will be imperative to have transition of care interventions that have proven to be effective in improving functional outcomes, facilitating transfer of care from a hospital-based system to a community-based medical system while at the same time effectively utilizing health care resources to maintain health. Based on the findings of this review, few studies support the adoption of any specific transition of care program as a matter of health care policy. Some components, such as early supported discharge following stroke, appear to shorten length of stay and improve short-term disease. A similar approach following MI with early return to work also seems to be safe and cost-effective. Additional well-structured research performed in the U.S. is necessary before concluding that a specific approach is effective and worthy of widespread adoption. These studies will need to be disease focused because stroke and MI involve quite different populations with unique challenges to overcome.

Table 19 summarizes the findings for each key question.

**Table 19. Summary of findings**

Key Question	Strength of Evidence	Summary
<p><b>Key Question 1: For patients hospitalized with first or recurrent stroke or myocardial infarction (MI), what are the key components of transition of care services? Can these components be grouped in a taxonomy, and are they based on a particular theory?</b></p>	<p>Not relevant to this key question</p>	<p>44 studies (62 articles—10 good quality, 41 fair, 11 poor) described the key components of transition of care services.</p> <p>Conclusion: Transition of care interventions were grouped into 4 intervention types that each began in a different phase of an episode of illness:</p> <ul style="list-style-type: none"> <li>• Intervention type 1: hospital-initiated support for discharge to home (13 studies)</li> <li>• Intervention type 2: patient and family education interventions, both hospital-based and community-based (7 studies)</li> <li>• Intervention type 3: community-based models of support (20 studies)</li> <li>• Intervention type 4: chronic disease management models of care (4 studies)</li> </ul>

**Table 19. Summary of findings (continued)**

Key Question	Strength of Evidence	Summary
<p><b>Key Question 2: Do transition of care services improve functional status and quality of life and reduce hospital readmission, morbidity, and mortality (up to 1 year postevent)?</b></p>	<p>Moderate to insufficient</p>	<p>40 studies (53 articles—8 good quality, 36 fair, 9 poor) reported functional status, quality of life, readmission, morbidity, and mortality outcomes. 8 studies used a hospital-initiated support intervention (intervention type 1). Early supported discharge was a component of 6 of these studies; improvement was reported in 8 articles representing 4 studies. 2 of these showed a reduction in mortality when MI patients were cared for using guideline-based practice and specialty followup (intervention type 1).</p> <p>Conclusions:</p> <ul style="list-style-type: none"> <li>• Early supported discharge as a component of hospital-initiated discharge planning (intervention type 1) after stroke was associated with a reduction in total hospital length of stay without adverse effects on death or functional recovery (moderate strength of evidence).</li> <li>• Specialty followup, a component of hospital-initiated support (intervention type 1), after MI and guideline-based practice were associated with a reduction in mortality (low strength of evidence).</li> <li>• There was insufficient evidence to support a beneficial role for intervention types 3 or 4 in terms of improvement in functional status; quality of life; and reduction in hospital readmission, morbidity, and mortality.</li> <li>• There was little consistency in the transition of care interventions from one study to another.</li> <li>• There was much variability in the selection of outcome measures for evaluating the success of transition of care interventions.</li> </ul>
<p><b>Key Question 3: What are the associated risks, adverse events, or potential harms—both system based and patient-based—of transition of care services?</b></p>	<p>Insufficient</p>	<p>6 studies (8 articles—2 good quality, 5 fair, 1 poor) reported risks, adverse events, or harms. Of the ones that did, all involved patients with stroke and none involved patients with MI.</p> <p>Conclusion: There was insufficient evidence to determine if there were differential rates of adverse events for transition of care interventions or components of transition of care services because rates for adverse events were similar for intervention and usual-care groups.</p>

**Table 19. Summary of findings (continued)**

Key Question	Strength of Evidence	Summary
<p><b>Key Question 4: Do transition of care services improve aspects of systems of care for patients with stroke or MI? Is there improved coordination among multiple subspecialty care providers, and are there new providers added to the care plan as a result of transition of care services?</b></p>	<p>Moderate to Insufficient</p>	<p>16 studies (18 articles—2 good quality, 13 fair, 3 poor) reported system-level outcomes.</p> <p>Given the available data, we found that:</p> <ul style="list-style-type: none"> <li>• The use of emergency department services may be lessened by early education regarding stroke or MI symptoms (intervention type 2).</li> <li>• Disease management programs may be more effective than remote phone calls for patients with MI (intervention type 3).</li> <li>• Early return to work after MI may be safe and may be cost-effective from a societal perspective (intervention type 1). It did not seem to increase health care utilization, and it may save the cost of cardiac rehabilitation in low-risk patients.</li> <li>• Early supported discharge in low-risk stroke patients reduced hospital days and was thus cost-effective (intervention type 1). It did not increase burden on family providers (moderate level of evidence).</li> <li>• Physician appointments or home visits by physical therapists may reduce readmission rates for stroke patients (intervention type 3). Visits by nurses did not produce the same effects (intervention type 3).</li> <li>• Family support and case management services may reduce visits to physical therapists and specialists (intervention type 3).</li> </ul> <p>Conclusion: From a system resource perspective, the evidence for transition of care services for patients with stroke or MI was insufficient to provide a full recommendation because of study designs, sample sizes, and non-U.S. populations.</p>



**Table 19. Summary of findings (continued)**

Key Question	Strength of Evidence	Summary
<p><b>Key Question 5: Do benefits and harms of transition of care services vary by characteristics—both patient-based and system-based—such as disease etiology and severity, comorbidities, sociodemographic factors, training of the health care providers, participants (patients, caregivers), geography (rural/urban, regional variations), and insurance status?</b></p>	<p>Insufficient</p>	<p>13 studies (14 articles—2 good quality, 10 fair, 2 poor) described benefits and harms of transition of care services as they vary by patient- or system-based characteristics. The most commonly reported characteristics in transition of care studies were disease severity, age, sex, and presence or absence of depressive symptoms.</p> <p>Conclusions:</p> <ul style="list-style-type: none"> <li>• There was a lack of consistency by which characteristics were measured or reported.</li> <li>• There was insufficient evidence to be able make conclusions regarding the impact of transition of care services on the basis of the patient's insurance status.</li> <li>• There was no consistent evidence that demographic groups benefited or were harmed by transition of care services.</li> <li>• There was a trend suggesting that patients with less severe strokes (lower NIH Stroke Scale) demonstrated a benefit from transition of care interventions compared to those with more severe deficits.</li> </ul>

Abbreviations: MI = myocardial infarction; NIH = National Institutes of Health

## Future Research

In this section, we propose activities through which identified gaps could be filled by future research studies that investigate issues related to transition of care for patients following stroke and MI. We began our review process by creating a model that described the transition of care as a process that starts during hospitalization at the stage of planning for discharge (intervention type 1); includes education of the patient and caregivers during hospitalization (intervention type 2a) as well as in the community (intervention type 2b); and is followed up by community support services (intervention type 3) and transitioning to long-term, chronic models of care (intervention type 4).

Although we defined a taxonomy for the purposes of our review, we believe that a consensus needs to be reached among investigators on a unified taxonomy and conceptual framework that defines the constituent components in the transition of care process. A clearer set of guidelines and terms that would be used to define interventions to be studied is needed for each component of the transition of care process (intervention types 1–4). We found significant heterogeneity in the definition of discharge planning among studies. Even the term “early supported discharge” was used to define a process that varied from center to center in terms of its constituent parts. This form of heterogeneity makes cross-study comparisons difficult and multicenter studies challenging.

We found that transition of care following stroke and MI could be evaluated in the context of four different types of interventions, each with a multitude of components. These components could be evaluated individually for clinical and statistical effectiveness (i.e., the effects of an education program on medication compliance) or together as components of an integrated system (the effectiveness of “early supported discharge” on functional recovery after stroke when compared to “standard rehabilitation”). Regardless of the method chosen, the intervention being tested needs to be clearly defined at the outset of the study as well as the expected outcome measures that will be used to evaluate the effectiveness of the intervention.

The control treatment used for comparison against the intervention also needs to be clearly defined in terms of the standard prehospitalization and posthospitalization care offered because the standard of care in one health care system may be quite different in another. This is most relevant in the setting of multicenter trials. Having a manual of operations with clear definitions of interventions and control therapies would allow for standardization of treatments across centers. Given the heterogeneity of the interventions as well as the systems under which these studies are carried out, measures of intervention fidelity (adherence to the protocol) need to be built into each study in order to evaluate whether the interventions were feasible and effective.

In addition to consistency in the terms used to describe the components of transition, there also needs to be a set of validated and clinically relevant outcomes. The outcomes chosen for a study should, by definition, be ones that are responsive to the intervention being tested. For example, using an outcome such as the severity of neurological deficit as measured by the NIH Stroke Scale at 6 months after an acute stroke cannot be considered an appropriate measure of the effectiveness of an educational program focusing on medication compliance. After an appropriate primary outcome is selected for study, the expected treatment effect needs to be presented along with statistical justification for the sample size chosen for the study—thus reducing the likelihood of having an underpowered trial. Secondary outcomes could serve as the basis for hypothesis testing in future trials. A number of the studies we reviewed showed a

promising trend toward benefit; however, they were underpowered, and outcomes were diluted by incorporating too many variables. There are interventions that would allow an investigator to focus on one component of the system at a time and potentially create, in a stepwise fashion, a set of clinically proven interventions in a transition of care pathway. Furthermore, many of the stroke articles enrolled and reported outcomes in a mixed stroke population. Stratifying randomization and/or separating out the outcomes of ischemic and hemorrhagic stroke in future publications would be helpful to differentiating the effects on these stroke subpopulations.

We found that despite multiple different strategies aimed at educating the patient and family about the patient's medical condition (intervention type 2), the long-term benefit of this effort seemed less clear. How to optimize health care education in order to modify behavior needs further study if it is going to be incorporated as a significant component of the transition process. It is already a cornerstone for the Joint Commission Primary Stroke Center designation for a hospital, yet there are few data on the optimal method for stroke education or whether it is associated with any benefit to the patient or family.

We found little evidence regarding the optimal method of maintaining continuity of care following hospital discharge (intervention types 3 and 4). Despite the rapid development of electronic medical records, there was limited evidence about the effectiveness of this tool as a component of transition of care. The costs associated with widespread implementation are not insignificant, and yet an optimal method for implementation in a system of health care such as that in the U.S. has not been evaluated.

Two examples of components that are suited for focused study are the role of health-related educational efforts in evaluating medication compliance (intervention type 2) and the optimal implementation of an electronic medical record to facilitate communication among multiple providers (primary care, specialty care, care coordinators, rehabilitation specialists) after an acute hospitalization (intervention type 4). Potential study designs could include patient-level randomized trials, cluster randomized trials, quasi-experimental methods, interrupted time series, or best practices research depending on whether the aim of the project is an evaluation of efficacy in controlled settings or effectiveness in real-world settings.

In other circumstances, it may not be possible to study subcomponents of an intervention; instead, a systems approach to care would need to be evaluated. Multidisciplinary discharge-planning teams (composed of doctors; nurses; social workers; and physical, occupational, and speech therapists) are an example of the latter. In that case, the entire team program could be tested against "standard" single-provider discharge planning.

For the results of an intervention to be generalizable to health care systems across the U.S., the study should involve multiple centers across states as well as across health care systems (private practice groups, academic medical centers, health maintenance organizations, etc.). Many of the studies we reviewed were conducted in Europe, Australia, and Canada with single-payer systems that could affect the ability to extrapolate their study conclusions to the U.S. More studies should be conducted under the health care system for which the intervention is intended to benefit.

Finally, future studies on transition of care could assess whether there should be separate care coordination trajectories for stroke and MI, or whether there is sufficient overlap in these interventions such that these care paradigms can translate to the general hospitalized population as a whole. For example, the disease state most studied in transition of care research (and demonstration projects) is congestive heart failure.<sup>8</sup> Programs developed for congestive heart failure in the future could be applied to acute MI or stroke and systematically evaluated. Future

research that addresses whether transition of care interventions should be disease-specific or be recommended for a general high-risk population would answer this important question. The challenges around transition of care are being recognized in all health care reform initiatives, and the Affordable Care Act of 2010, Section 3026, provides funding to test transition of care models for high-risk Medicare beneficiaries.

## References

1. Coleman EA, Boult C. Improving the quality of transitional care for persons with complex care needs. *J Am Geriatr Soc* 2003;51(4):556-7. 12657079
2. Naylor MD, Aiken LH, Kurtzman ET, et al. The importance of transitional care in achieving health reform. *Health Aff (Millwood)* 2011;30(4):746-54. 21471497
3. Cohen JW, Cohen SB, Banthin JS. The medical expenditure panel survey: a national information resource to support healthcare cost research and inform policy and practice. *Med Care* 2009;47(7 Suppl 1):S44-50. 19536015
4. Writing Group Members, Roger VL, Go AS, et al. Executive Summary: Heart Disease and Stroke Statistics--2011 Update: A Report From the American Heart Association. *Circulation* 2011;123(4):459-463.
5. Schwamm LH, Fonarow GC, Reeves MJ, et al. Get With the Guidelines--Stroke is associated with sustained improvement in care for patients hospitalized with acute stroke or transient ischemic attack. *Circulation* 2009;119(1):107-15. 19075103
6. Bernheim SM, Grady JN, Lin Z, et al. National patterns of risk-standardized mortality and readmission for acute myocardial infarction and heart failure. Update on publicly reported outcomes measures based on the 2010 release. *Circ Cardiovasc Qual Outcomes* 2010;3(5):459-67. 20736442
7. Fonarow GC, Smith EE, Reeves MJ, et al. Hospital-level variation in mortality and rehospitalization for medicare beneficiaries with acute ischemic stroke. *Stroke* 2011;42(1):159-66. 21164109
8. Naylor MD. Transitional care of older adults. *Annu Rev Nurs Res* 2002;20:127-47. 12092508
9. Peikes D, Chen A, Schore J, et al. Effects of care coordination on hospitalization, quality of care, and health care expenditures among Medicare beneficiaries: 15 randomized trials. *JAMA* 2009;301(6):603-18. 19211468
10. Boult C, Green AF, Boult LB, et al. Successful models of comprehensive care for older adults with chronic conditions: evidence for the Institute of Medicine's "retooling for an aging America" report. *J Am Geriatr Soc* 2009;57(12):2328-37. 20121991
11. McDonald KM, Sundaram V, Bravata DM, et al. Care Coordination. Vol 7 of: Shojania KG, McDonald KM, Wachter RM, Owens DK, editors. Closing the Quality Gap: A Critical Analysis of Quality Improvement Strategies. Technical Review 9 (Prepared by the Stanford University-UCSF Evidence-based Practice Center under contract 290-02-0017). AHRQ Publication No. 04(07)-0051-7. Rockville, MD: Agency for Healthcare Research and Quality. 2007.
12. McCauley KM, Bixby MB, Naylor MD. Advanced practice nurse strategies to improve outcomes and reduce cost in elders with heart failure. *Dis Manag* 2006;9(5):302-10. 17044764
13. Institute of Medicine. Initial National Priorities on Comparative Effectiveness Research. Washington, D.C.: The National Academies Press, 2009.
14. Lloyd-Jones D, Adams RJ, Brown TM, et al. Heart disease and stroke statistics--2010 update: a report from the American Heart Association. *Circulation* 2010;121(7):e46-e215. 20019324
15. Agency for Healthcare Research and Quality. Methods Guide for Effectiveness and Comparative Effectiveness Reviews. Rockville, MD: Agency for Healthcare Research and Quality. Available at: [www.effectivehealthcare.ahrq.gov/index.cfm/search-for-guides-reviews-and-reports/?pageaction=displayproduct&productid=318](http://www.effectivehealthcare.ahrq.gov/index.cfm/search-for-guides-reviews-and-reports/?pageaction=displayproduct&productid=318). Accessed March 15, 2011.
16. Askim T, Rohweder G, Lydersen S, et al. Evaluation of an extended stroke unit service with early supported discharge for patients living in a rural community. A randomized controlled trial. *Clin Rehabil* 2004;18(3):238-48. 15137554

17. Askim T, Morkved S, Indredavik B. Does an extended stroke unit service with early supported discharge have any effect on balance or walking speed? *J Rehabil Med* 2006;38(6):368-74. 17067970
18. Bautz-Holtert E, Svein U, Rygh J, et al. Early supported discharge of patients with acute stroke: a randomized controlled trial. *Disabil Rehabil* 2002;24(7):348-55. 12022784
19. Fjaertoft H, Indredavik B, Lydersen S. Stroke unit care combined with early supported discharge: long-term follow-up of a randomized controlled trial. *Stroke* 2003;34(11):2687-91. 14576376
20. Fjaertoft H, Indredavik B, Johnsen R, et al. Acute stroke unit care combined with early supported discharge. Long-term effects on quality of life. A randomized controlled trial. *Clin Rehabil* 2004;18(5):580-6. 15293492
21. Fjaertoft H, Indredavik B, Magnussen J, et al. Early supported discharge for stroke patients improves clinical outcome. Does it also reduce use of health services and costs? One-year follow-up of a randomized controlled trial. *Cerebrovasc Dis* 2005;19(6):376-83. 15860914
22. Indredavik B, Fjaertoft H, Ekeberg G, et al. Benefit of an extended stroke unit service with early supported discharge: A randomized, controlled trial. *Stroke* 2000;31(12):2989-94. 11108761
23. Grasel E, Biehler J, Schmidt R, et al. Intensification of the transition between inpatient neurological rehabilitation and home care of stroke patients. Controlled clinical trial with follow-up assessment six months after discharge. *Clin Rehabil* 2005;19(7):725-36. 16250191
24. Grasel E, Schmidt R, Biehler J, et al. Long-term effects of the intensification of the transition between inpatient neurological rehabilitation and home care of stroke patients. *Clin Rehabil* 2006;20(7):577-83. 16894800
25. Holmqvist LW, von Koch L, de Pedro-Cuesta J. Use of healthcare, impact on family caregivers and patient satisfaction of rehabilitation at home after stroke in southwest Stockholm. *Scand J Rehabil Med* 2000;32(4):173-9. 11201624
26. von Koch L, Holmqvist LW, Wottrich AW, et al. Rehabilitation at home after stroke: a descriptive study of an individualized intervention. *Clin Rehabil* 2000;14(6):574-83. 11128731
27. von Koch L, de Pedro-Cuesta J, Kostulas V, et al. Randomized controlled trial of rehabilitation at home after stroke: one-year follow-up of patient outcome, resource use and cost. *Cerebrovasc Dis* 2001;12(2):131-8. 11490107
28. Mayo NE, Wood-Dauphinee S, Cote R, et al. There's no place like home : an evaluation of early supported discharge for stroke. *Stroke* 2000;31(5):1016-23. 10797160
29. Teng J, Mayo NE, Latimer E, et al. Costs and caregiver consequences of early supported discharge for stroke patients. *Stroke* 2003;34(2):528-36. 12574571
30. Sulch D, Perez I, Melbourn A, et al. Randomized controlled trial of integrated (managed) care pathway for stroke rehabilitation. *Stroke* 2000;31(8):1929-34. 10926959
31. Sulch D, Evans A, Melbourn A, et al. Does an integrated care pathway improve processes of care in stroke rehabilitation? A randomized controlled trial. *Age Ageing* 2002;31(3):175-9. 12006305
32. Sulch D, Melbourn A, Perez I, et al. Integrated care pathways and quality of life on a stroke rehabilitation unit. *Stroke* 2002;33(6):1600-4. 12052998
33. Torp CR, Vinkler S, Pedersen KD, et al. Model of hospital-supported discharge after stroke. *Stroke* 2006;37(6):1514-20. 16645132
34. Hoffmann T, McKenna K, Worrall L, et al. Randomised trial of a computer-generated tailored written education package for patients following stroke. *Age Ageing* 2007;36(3):280-6. 17360794

35. Clark MS, Rubenach S, Winsor A. A randomized controlled trial of an education and counselling intervention for families after stroke. *Clin Rehabil* 2003;17(7):703-12. 14606735
36. Johnston M, Bonetti D, Joice S, et al. Recovery from disability after stroke as a target for a behavioural intervention: results of a randomized controlled trial. *Disabil Rehabil* 2007;29(14):1117-27. 17612998
37. Mant J, Carter J, Wade DT, et al. Family support for stroke: a randomised controlled trial. *Lancet* 2000;356(9232):808-13. 11022928
38. Mant J, Winner S, Roche J, et al. Family support for stroke: one year follow up of a randomised controlled trial. *J Neurol Neurosurg Psychiatry* 2005;76(7):1006-8. 15965213
39. Sahebalzamani M, Aliloo L, Shakibi A. The efficacy of self-care education on rehabilitation of stroke patients. *Saudi Med J* 2009;30(4):550-4. 19370286
40. Allen KR, Hazelett S, Jarjoura D, et al. Effectiveness of a postdischarge care management model for stroke and transient ischemic attack: a randomized trial. *J Stroke Cerebrovasc Dis* 2002;11(2):88-98. 17903862
41. Allen K, Hazelett S, Jarjoura D, et al. A randomized trial testing the superiority of a postdischarge care management model for stroke survivors. *J Stroke Cerebrovasc Dis* 2009;18(6):443-52. 19900646
42. Wagner EH, Austin BT, Von Korff M. Organizing care for patients with chronic illness. *Milbank Q* 1996;74(4):511-44. 8941260
43. Andersen HE, Schultz-Larsen K, Kreiner S, et al. Can readmission after stroke be prevented? Results of a randomized clinical study: a postdischarge follow-up service for stroke survivors. *Stroke* 2000;31(5):1038-45. 10797163
44. Andersen HE, Eriksen K, Brown A, et al. Follow-up services for stroke survivors after hospital discharge--a randomized control study. *Clin Rehabil* 2002;16(6):593-603. 12392333
45. Ayana M, Pound P, Lampe F, et al. Improving stroke patients' care: a patient held record is not enough. *BMC Health Serv Res* 2001;1(1):1. 11257719
46. Boter H. Multicenter randomized controlled trial of an outreach nursing support program for recently discharged stroke patients. *Stroke* 2004;35(12):2867-72. 15514186
47. Claiborne N. Effectiveness of a care coordination model for stroke survivors: a randomized study. *Health Soc Work* 2006;31(2):87-96. 16776026
48. Donnelly M, Power M, Russell M, et al. Randomized controlled trial of an early discharge rehabilitation service: the Belfast Community Stroke Trial. *Stroke* 2004;35(1):127-33. 14671238
49. Ertel KA, Glymour MM, Glass TA, et al. Frailty modifies effectiveness of psychosocial intervention in recovery from stroke. *Clin Rehabil* 2007;21(6):511-22. 17613582
50. Glass TA, Berkman LF, Hiltunen EF, et al. The Families In Recovery From Stroke Trial (FIRST): primary study results. *Psychosom Med* 2004;66(6):889-97. 15564354
51. Geddes JM, Chamberlain MA. Home-based rehabilitation for people with stroke: a comparative study of six community services providing co-ordinated, multidisciplinary treatment. *Clin Rehabil* 2001;15(6):589-99. 11777089
52. Mayo NE, Nadeau L, Ahmed S, et al. Bridging the gap: the effectiveness of teaming a stroke coordinator with patient's personal physician on the outcome of stroke. *Age Ageing* 2008;37(1):32-8. 18006510
53. Ricauda NA, Bo M, Molaschi M, et al. Home hospitalization service for acute uncomplicated first ischemic stroke in elderly patients: a randomized trial. *J Am Geriatr Soc* 2004;52(2):278-83. 14728641
54. Torres-Arreola Ldel P, Dubova SV, Hernandez SF, et al. Effectiveness of two rehabilitation strategies provided by nurses for stroke patients in Mexico. *J Clin Nurs* 2009;18(21):2993-3002. 19821873

55. Joubert J, Reid C, Joubert L, et al. Risk factor management and depression post-stroke: the value of an integrated model of care. *J Clin Neurosci* 2006;13(1):84-90. 16410202
56. Joubert J, Joubert L, Reid C, et al. The positive effect of integrated care on depressive symptoms in stroke survivors. *Cerebrovasc Dis* 2008;26(2):199-205. 18628619
57. Joubert J, Reid C, Barton D, et al. Integrated care improves risk-factor modification after stroke: initial results of the Integrated Care for the Reduction of Secondary Stroke model. *J Neurol Neurosurg Psychiatry* 2009;80(3):279-84. 19010943
58. Eagle KA, Montoye CK, Riba AL, et al. Guideline-based standardized care is associated with substantially lower mortality in medicare patients with acute myocardial infarction: the American College of Cardiology's Guidelines Applied in Practice (GAP) Projects in Michigan. *J Am Coll Cardiol* 2005;46(7):1242-8. 16198838
59. Rogers AM, Ramanath VS, Grzybowski M, et al. The association between guideline-based treatment instructions at the point of discharge and lower 1-year mortality in Medicare patients after acute myocardial infarction: the American College of Cardiology's Guidelines Applied in Practice (GAP) initiative in Michigan. *Am Heart J* 2007;154(3):461-9. 17719291
60. Ho PM, Luther SA, Masoudi FA, et al. Inpatient and follow-up cardiology care and mortality for acute coronary syndrome patients in the Veterans Health Administration. *Am Heart J* 2007;154(3):489-94. 17719295
61. Kotowycz MA, Cosman TL, Tartaglia C, et al. Safety and feasibility of early hospital discharge in ST-segment elevation myocardial infarction--a prospective and randomized trial in low-risk primary percutaneous coronary intervention patients (the Safe-Depart Trial). *Am Heart J* 2010;159(1):117 e1-6. 20102876
62. Petrie KJ, Cameron LD, Ellis CJ, et al. Changing illness perceptions after myocardial infarction: an early intervention randomized controlled trial. *Psychosom Med* 2002;64(4):580-6. 12140347
63. Young W, Rewa G, Goodman SG, et al. Evaluation of a community-based inner-city disease management program for postmyocardial infarction patients: a randomized controlled trial. *CMAJ* 2003;169(9):905-10. 14581307
64. Mayou RA, Thompson DR, Clements A, et al. Guideline-based early rehabilitation after myocardial infarction. A pragmatic randomised controlled trial. *J Psychosom Res* 2002;52(2):89-95. 11832254
65. Lacey EA, Musgrave RJ, Freeman JV, et al. Psychological morbidity after myocardial infarction in an area of deprivation in the UK: evaluation of a self-help package. *Eur J Cardiovasc Nurs* 2004;3(3):219-24. 15350231
66. Bambauer KZ, Aupont O, Stone PH, et al. The effect of a telephone counseling intervention on self-rated health of cardiac patients. *Psychosom Med* 2005;67(4):539-45. 16046365
67. Costa e Silva R, Pellanda L, Portal V, et al. Transdisciplinary approach to the follow-up of patients after myocardial infarction. *Clinics (Sao Paulo)* 2008;63(4):489-96. 18719760
68. Gallagher R, McKinley S, Dracup K. Effects of a telephone counseling intervention on psychosocial adjustment in women following a cardiac event. *Heart Lung* 2003;32(2):79-87. 2003095558. Language: English. Entry Date: 20030718. Revision Date: 20091218. Publication Type: journal article
69. Hall JP, Wiseman VL, King MT, et al. Economic evaluation of a randomised trial of early return to normal activities versus cardiac rehabilitation after acute myocardial infarction. *Heart Lung Circ* 2002;11(1):10-8. 16352063
70. Kooor P, Lee AK, Carrozzi F, et al. Return to full normal activities including work at two weeks after acute myocardial infarction. *Am J Cardiol* 2006;97(7):952-8. 16563893
71. Hanssen TA, Nordrehaug JE, Eide GE, et al. Improving outcomes after myocardial infarction: a randomized controlled trial evaluating effects of a telephone follow-up intervention. *Eur J Cardiovasc Prev Rehabil* 2007;14(3):429-37. 17568244



72. Hanssen TA, Nordrehaug JE, Eide GE, et al. Does a telephone follow-up intervention for patients discharged with acute myocardial infarction have long-term effects on health-related quality of life? A randomised controlled trial. *J Clin Nurs* 2009;18(9):1334-45. 19220616
73. Lazarus RS, Folkman S. *Stress, appraisal, and coping*. New York: Springer Publishing Company; 1984.
74. Luszczynska A. An implementation intentions intervention, the use of a planning strategy, and physical activity after myocardial infarction. *Soc Sci Med* 2006;62(4):900-8. 16095786
75. Oranta O, Luutonen S, Salokangas RK, et al. The outcomes of interpersonal counselling on depressive symptoms and distress after myocardial infarction. *Nord J Psychiatry* 2010;64(2):78-86. 19919291
76. Robertson KA, Kayhko K. Cost analysis of an intensive home follow-up program for first-time post-myocardial infarction patients and their families. *Dynamics* 2001;12(4):25-31. 11845484
77. Robertson K, Kayhko K, Kekki P. A supportive-education home follow-up programme for post MI patients. *Journal of Community Nursing* 2003;17(6):4. 2004038638. Language: English. Entry Date: 20040227. Revision Date: 20091218. Publication Type: journal article
78. Sinclair AJ, Conroy SP, Davies M, et al. Post-discharge home-based support for older cardiac patients: a randomised controlled trial. *Age Ageing* 2005;34(4):338-43. 15955757
79. Barlow JH, Turner AP, Gilchrist M. A randomised controlled trial of lay-led self-management for myocardial infarction patients who have completed cardiac rehabilitation. *Eur J Cardiovasc Nurs* 2009;8(4):293-301. 19261545
80. Krumholz HM, Currie PM, Riegel B, et al. A taxonomy for disease management: a scientific statement from the American Heart Association Disease Management Taxonomy Writing Group. *Circulation* 2006;114(13):1432-45. 16952985
81. Hoenig H, Sloane R, Horner RD, et al. A taxonomy for classification of stroke rehabilitation services. *Arch Phys Med Rehabil* 2000;81(7):853-62. 10895995

## List of Included Studies in Alphabetical Order

- Allen K, Hazelett S, Jarjoura D, et al. A randomized trial testing the superiority of a postdischarge care management model for stroke survivors. *J Stroke Cerebrovasc Dis* 2009;18(6):443-52.
- Allen KR, Hazelett S, Jarjoura D, et al. Effectiveness of a postdischarge care management model for stroke and transient ischemic attack: a randomized trial. *J Stroke Cerebrovasc Dis* 2002;11(2):88-98.
- Andersen HE, Eriksen K, Brown A, et al. Follow-up services for stroke survivors after hospital discharge—a randomized control study. *Clin Rehabil* 2002;16(6):593-603.
- Andersen HE, Schultz-Larsen K, Kreiner S, et al. Can readmission after stroke be prevented? Results of a randomized clinical study: a postdischarge follow-up service for stroke survivors. *Stroke* 2000;31(5):1038-45.
- Askim T, Morkved S, Indredavik B. Does an extended stroke unit service with early supported discharge have any effect on balance or walking speed? *J Rehabil Med* 2006;38(6):368-74.
- Askim T, Rohweder G, Lydersen S, et al. Evaluation of an extended stroke unit service with early supported discharge for patients living in a rural community. A randomized controlled trial. *Clin Rehabil* 2004;18(3):238-48.
- Ayana M, Pound P, Lampe F, et al. Improving stroke patients' care: a patient held record is not enough. *BMC Health Serv Res* 2001;1(1):1.
- Bambauer KZ, Aupont O, Stone PH, et al. The effect of a telephone counseling intervention on self-rated health of cardiac patients. *Psychosom Med* 2005;67(4):539-45.
- Barlow JH, Turner AP, Gilchrist M. A randomised controlled trial of lay-led self-management for myocardial infarction patients who have completed cardiac rehabilitation. *Eur J Cardiovasc Nurs* 2009;8(4):293-301.
- Bautz-Holtert E, Sveen U, Rygh J, et al. Early supported discharge of patients with acute stroke: a randomized controlled trial. *Disabil Rehabil* 2002;24(7):348-55.
- Boter H. Multicenter randomized controlled trial of an outreach nursing support program for recently discharged stroke patients. *Stroke* 2004;35(12):2867-72.
- Claiborne N. Effectiveness of a care coordination model for stroke survivors: a randomized study. *Health Soc Work* 2006;31(2):87-96.
- Clark MS, Rubenach S, Winsor A. A randomized controlled trial of an education and counselling intervention for families after stroke. *Clin Rehabil* 2003;17(7):703-12.
- Costa e Silva R, Pellanda L, Portal V, et al. Transdisciplinary approach to the follow-up of patients after myocardial infarction. *Clinics (Sao Paulo)* 2008;63(4):489-96.
- Donnelly M, Power M, Russell M, et al. Randomized controlled trial of an early discharge rehabilitation service: the Belfast Community Stroke Trial. *Stroke* 2004;35(1):127-33.

Eagle KA, Montoye CK, Riba AL, et al. Guideline-based standardized care is associated with substantially lower mortality in medicare patients with acute myocardial infarction: the American College of Cardiology's Guidelines Applied in Practice (GAP) Projects in Michigan. *J Am Coll Cardiol* 2005;46(7):1242-8.

Ertel KA, Glymour MM, Glass TA, et al. Frailty modifies effectiveness of psychosocial intervention in recovery from stroke. *Clin Rehabil* 2007;21(6):511-22.

Fjaertoft H, Indredavik B, Johnsen R, et al. Acute stroke unit care combined with early supported discharge. Long-term effects on quality of life. A randomized controlled trial. *Clin Rehabil* 2004;18(5):580-6.

Fjaertoft H, Indredavik B, Lydersen S. Stroke unit care combined with early supported discharge: long-term follow-up of a randomized controlled trial. *Stroke* 2003;34(11):2687-91.

Fjaertoft H, Indredavik B, Magnussen J, et al. Early supported discharge for stroke patients improves clinical outcome. Does it also reduce use of health services and costs? One-year follow-up of a randomized controlled trial. *Cerebrovasc Dis* 2005;19(6):376-83.

Gallagher R, McKinley S, Dracup K. Effects of a telephone counseling intervention on psychosocial adjustment in women following a cardiac event. *Heart Lung* 2003;32(2):79-87.

Geddes JM, Chamberlain MA. Home-based rehabilitation for people with stroke: a comparative study of six community services providing co-ordinated, multidisciplinary treatment. *Clin Rehabil* 2001;15(6):589-99.

Glass TA, Berkman LF, Hiltunen EF, et al. The Families In Recovery From Stroke Trial (FIRST): primary study results. *Psychosom Med* 2004;66(6):889-97.

Grasel E, Biehler J, Schmidt R, et al. Intensification of the transition between inpatient neurological rehabilitation and home care of stroke patients. Controlled clinical trial with follow-up assessment six months after discharge. *Clin Rehabil* 2005;19(7):725-36.

Grasel E, Schmidt R, Biehler J, et al. Long-term effects of the intensification of the transition between inpatient neurological rehabilitation and home care of stroke patients. *Clin Rehabil* 2006;20(7):577-83.

Hall JP, Wiseman VL, King MT, et al. Economic evaluation of a randomised trial of early return to normal activities versus cardiac rehabilitation after acute myocardial infarction. *Heart Lung Circ* 2002;11(1):10-8.

Hanssen TA, Nordrehaug JE, Eide GE, et al. Improving outcomes after myocardial infarction: a randomized controlled trial evaluating effects of a telephone follow-up intervention. *Eur J Cardiovasc Prev Rehabil* 2007;14(3):429-37.

Hanssen TA, Nordrehaug JE, Eide GE, et al. Does a telephone follow-up intervention for patients discharged with acute myocardial infarction have long-term effects on health-related quality of life? A randomised controlled trial. *J Clin Nurs* 2009;18(9):1334-45.

Ho PM, Luther SA, Masoudi FA, et al. Inpatient and follow-up cardiology care and mortality for acute coronary syndrome patients in the Veterans Health Administration. *Am Heart J* 2007;154(3):489-94.

Hoffmann T, McKenna K, Worrall L, et al. Randomised trial of a computer-generated tailored written education package for patients following stroke. *Age Ageing* 2007;36(3):280-6.

Holmqvist LW, von Koch L, de Pedro-Cuesta J. Use of healthcare, impact on family caregivers and patient satisfaction of rehabilitation at home after stroke in southwest Stockholm. *Scand J Rehabil Med* 2000;32(4):173-9.

Indredavik B, Fjaertoft H, Ekeberg G, et al. Benefit of an extended stroke unit service with early supported discharge: A randomized, controlled trial. *Stroke* 2000;31(12):2989-94.

Johnston M, Bonetti D, Joice S, et al. Recovery from disability after stroke as a target for a behavioural intervention: results of a randomized controlled trial. *Disabil Rehabil* 2007;29(14):1117-27.

Joubert J, Joubert L, Reid C, et al. The positive effect of integrated care on depressive symptoms in stroke survivors. *Cerebrovasc Dis* 2008;26(2):199-205.

Joubert J, Reid C, Barton D, et al. Integrated care improves risk-factor modification after stroke: initial results of the Integrated Care for the Reduction of Secondary Stroke model. *J Neurol Neurosurg Psychiatry* 2009;80(3):279-84.

Joubert J, Reid C, Joubert L, et al. Risk factor management and depression post-stroke: the value of an integrated model of care. *J Clin Neurosci* 2006;13(1):84-90.

Kotowycz MA, Cosman TL, Tartaglia C, et al. Safety and feasibility of early hospital discharge in ST-segment elevation myocardial infarction—a prospective and randomized trial in low-risk primary percutaneous coronary intervention patients (the Safe-Depart Trial). *Am Heart J* 2010;159(1):117 e1-6.

Kovoor P, Lee AK, Carrozzi F, et al. Return to full normal activities including work at two weeks after acute myocardial infarction. *Am J Cardiol* 2006;97(7):952-8.

Lacey EA, Musgrave RJ, Freeman JV, et al. Psychological morbidity after myocardial infarction in an area of deprivation in the UK: evaluation of a self-help package. *Eur J Cardiovasc Nurs* 2004;3(3):219-24.

Luszczynska A. An implementation intentions intervention, the use of a planning strategy, and physical activity after myocardial infarction. *Soc Sci Med* 2006;62(4):900-8.

Mant J, Carter J, Wade DT, et al. Family support for stroke: a randomised controlled trial. *Lancet* 2000;356(9232):808-13.

Mant J, Winner S, Roche J, et al. Family support for stroke: one year follow up of a randomised controlled trial. *J Neurol Neurosurg Psychiatry* 2005;76(7):1006-8.

Mayo NE, Nadeau L, Ahmed S, et al. Bridging the gap: the effectiveness of teaming a stroke coordinator with patient's personal physician on the outcome of stroke. *Age Ageing* 2008;37(1):32-8.

- Mayo NE, Wood-Dauphinee S, Cote R, et al. There's no place like home: an evaluation of early supported discharge for stroke. *Stroke* 2000;31(5):1016-23.
- Mayou RA, Thompson DR, Clements A, et al. Guideline-based early rehabilitation after myocardial infarction. A pragmatic randomised controlled trial. *J Psychosom Res* 2002;52(2):89-95.
- Oranta O, Luutonen S, Salokangas RK, et al. The outcomes of interpersonal counselling on depressive symptoms and distress after myocardial infarction. *Nord J Psychiatry* 2010;64(2):78-86.
- Petrie KJ, Cameron LD, Ellis CJ, et al. Changing illness perceptions after myocardial infarction: an early intervention randomized controlled trial. *Psychosom Med* 2002;64(4):580-6.
- Ricauda NA, Bo M, Molaschi M, et al. Home hospitalization service for acute uncomplicated first ischemic stroke in elderly patients: a randomized trial. *J Am Geriatr Soc* 2004;52(2):278-83.
- Robertson K, Kayhko K, Kekki P. A supportive-education home follow-up programme for post MI patients. *J Community Nurs* 2003;17(6):4.
- Robertson KA, Kayhko K. Cost analysis of an intensive home follow-up program for first-time post-myocardial infarction patients and their families. *Dynamics* 2001;12(4):25-31.
- Rogers AM, Ramanath VS, Grzybowski M, et al. The association between guideline-based treatment instructions at the point of discharge and lower 1-year mortality in Medicare patients after acute myocardial infarction: the American College of Cardiology's Guidelines Applied in Practice (GAP) initiative in Michigan. *Am Heart J* 2007;154(3):461-9.
- Sahebalzamani M, Aliloo L, Shakibi A. The efficacy of self-care education on rehabilitation of stroke patients. *Saudi Med J* 2009;30(4):550-4.
- Sinclair AJ, Conroy SP, Davies M, et al. Post-discharge home-based support for older cardiac patients: a randomised controlled trial. *Age Ageing* 2005;34(4):338-43.
- Sulch D, Evans A, Melbourn A, et al. Does an integrated care pathway improve processes of care in stroke rehabilitation? A randomized controlled trial. *Age Ageing* 2002;31(3):175-9.
- Sulch D, Melbourn A, Perez I, et al. Integrated care pathways and quality of life on a stroke rehabilitation unit. *Stroke* 2002;33(6):1600-4.
- Sulch D, Perez I, Melbourn A, et al. Randomized controlled trial of integrated (managed) care pathway for stroke rehabilitation. *Stroke* 2000;31(8):1929-34.
- Teng J, Mayo NE, Latimer E, et al. Costs and caregiver consequences of early supported discharge for stroke patients. *Stroke* 2003;34(2):528-36.
- Torp CR, Vinkler S, Pedersen KD, et al. Model of hospital-supported discharge after stroke. *Stroke* 2006;37(6):1514-20.
- Torres-Arreola Ldel P, Doubova Dubova SV, Hernandez SF, et al. Effectiveness of two rehabilitation strategies provided by nurses for stroke patients in Mexico. *J Clin Nurs* 2009;18(21):2993-3002.

von Koch L, de Pedro-Cuesta J, Kostulas V, et al. Randomized controlled trial of rehabilitation at home after stroke: one-year follow-up of patient outcome, resource use and cost. *Cerebrovasc Dis* 2001;12(2):131-8.

von Koch L, Holmqvist LW, Wottrich AW, et al. Rehabilitation at home after stroke: a descriptive study of an individualized intervention. *Clin Rehabil* 2000;14(6):574-83.

Young W, Rewa G, Goodman SG, et al. Evaluation of a community-based inner-city disease management program for postmyocardial infarction patients: a randomized controlled trial. *CMAJ* 2003;169(9):905-10.

# Abbreviations

AAP	Adelaide Activities Profile
ACS	acute coronary syndrome
ADL	activities of daily living
AE	adverse event
AHRQ	Agency for Healthcare Research and Quality
AIS	acute ischemic stroke
AshSS	Ashworth Spastic Scale
BBS	Berg Balance Scale
BSFC	Burden Scale for Family Caregivers
CABG	coronary artery bypass grafting
CDC	Centers for Disease Control and Prevention
CES-D	Center for Epidemiological Studies-Depression
CGI-I	Clinical Global Impressions-Improvement
CI	confidence interval
CII	clinical improvement index
COOP	Dartmouth-Northern New England Primary Care Cooperative Information Project (COOP)
CNS	Canadian Neurological Scale
CSS	cognitive summary score
DHDSP	Division for Heart Disease and Stroke Prevention
EADL	Nottingham Extended Activities of Daily Living
ED	emergency department
EPC	Evidence-based Practice Center
EQ-5D	EuroQOL 5 Dimensions (descriptive system)
ESD	early supported discharge
ESUS	extended stroke unit services
FAD	McMaster Family Assessment Device
FAI	Frenchay Activities Index
FIM	functional impairment measure
FQM	functional quality of movement measure
GAP	guidelines applied in practice
GDS	Geriatric Depression Scale
GHQ	General Health Questionnaire
GP	general practitioner
IADL	Index of Activities of Daily Living
ICH	intracerebral hemorrhage
IPQ	Illness Perception Questionnaire
IRF	inpatient rehabilitation facility
LHS	London Handicap Scale
LMC	Lindmark Motor Capacity
MADRS	Montgomery-Asberg Depression Rating Scale
MeSH	medical subject headings
MI	myocardial infarction

MIDAS	Myocardial Infarction Dimensional Assessment Scale
MMSE	Mini-Mental State Examination
mo	month or months
mRS	modified Rankin Scale
N or n	number (subjects/population)
NA	not applicable
NHP	Nottingham Health Profile
NIH	National Institutes of Health
NIHSS	NIH Stroke Scale
NPT	Nine-Hole Peg Test
NR	not reported
ns or NS	not significant
NSTEMI	non-ST elevation myocardial infarction
OAD	observer-assessed disability
p	probability
PA	psychosocial assessment
PBSI	Preference-Based Stroke Index
PCP	primary care physician
PHQ-9	Patient Health Questionnaire (depression model)
PICOTS	population, intervention, comparator, outcome, timing, setting
RAT	Reinvang aphasia test
RCT	randomized controlled trial
RMI	Rivermead Mobility Index
RNLI	Reintegration to Normal Living Index
RR	risk ratio
SAH	subarachnoid hemorrhage
SASC	Satisfaction With Stroke Care questionnaire
SF-36	Short Form health scale (36 questions)
SF-36 MCS	SF-36 mental component summary scale
SF-36 PCS	SF-36 physical component summary scale
SIP	Sickness Impact Profile
SNA	service needs assessment
SNF	skilled nursing facility
SRH	self-rated health
STEMI	ST elevation myocardial infarction
TEP	Technical Expert Panel
TIA	transient ischemic attack
TUG	Timed Up-and-Go test
ZDS	Zerssen Depression Scale



## Appendix A: Exact Search Strings

### PubMed® search strategy (last search run April 21, 2011):

---

((((myocardial infarction[mesh] OR stroke[mesh] AND ("last 10 years"[PDat]))) AND (((("critical pathways"[mesh] AND ("last 10 years"[PDat]))) OR ("physical therapy modalities"[mesh] OR "case management"[mesh] OR "rehabilitation"[mesh] OR "continuity of patient care"[mesh] OR "patient discharge"[mesh] OR "patient transfer"[mesh] OR "skilled nursing facilities"[mesh] OR "assisted living facilities"[mesh] OR transition\* OR postdischarge OR post-discharge OR coordination OR coordinate OR transfer OR post-acute care OR postacute care OR skilled nursing OR post-hospital\* OR posthospital\* OR subacute care OR sub-acute care OR discharge OR referral OR continuity AND ("last 10 years"[PDat])) AND ("last 10 years"[PDat]))) AND ("case-control studies"[mesh] OR "clinical trial"[publication type] OR "clinical trials as topic"[mesh] OR "meta-analysis as topic"[mesh] OR "comparative study"[publication type] OR "multicenter study"[publication type] OR "cohort studies"[mesh] OR "cross-over studies"[mesh] OR "follow-up studies"[mesh] OR "cross-sectional studies"[mesh] OR "evaluation studies"[publication type] OR "consensus development conference"[publication type] OR meta-analysis[ptyp] OR systematic[sb] OR (randomized[title/abstract] AND controlled[title/abstract] AND trial[title/abstract]) OR cohort[title/abstract] AND ("last 10 years"[PDat]))

Limits: published in the last 10 years

#### Critical path search:

(((((myocardial infarction[mesh] OR stroke[mesh])) AND ("physical therapy modalities"[mesh] OR "case management"[mesh] OR "rehabilitation"[mesh] OR "continuity of patient care"[mesh] OR "patient discharge"[mesh] OR "patient transfer"[mesh] OR "skilled nursing facilities"[mesh] OR "assisted living facilities"[mesh] OR transition\* OR postdischarge OR post-discharge OR coordination OR coordinate OR transfer OR post-acute care OR postacute care OR skilled nursing OR post-hospital\* OR posthospital\* OR subacute care OR sub-acute care OR discharge OR referral OR continuity))) AND ("case-control studies"[mesh] OR "clinical trial"[publication type] OR "clinical trials as topic"[mesh] OR "meta-analysis as topic"[mesh] OR "comparative study"[publication type] OR "multicenter study"[publication type] OR "cohort studies"[mesh] OR "cross-over studies"[mesh] OR "follow-up studies"[mesh] OR "cross-sectional studies"[mesh] OR "evaluation studies"[publication type] OR "consensus development conference"[publication type] OR meta-analysis[ptyp] OR systematic[sb] OR (randomized[title/abstract] AND controlled[title/abstract] AND trial[title/abstract]) OR cohort[title/abstract]))) AND ("last 10 years"[PDat]))

Limits: published in the last 10 years

## **CINAHL® search strategy (last search run April 21, 2011):**

---

((Myocardial infarction OR (MH "Myocardial Infarction")) OR heart attack) OR (stroke OR (MH "Stroke")) AND ((Physical therapy modalities OR (MH "Physical Therapy+")) OR (Case management OR (MH "Case Management")) OR (Rehabilitation OR (MH "Rehabilitation")) OR (Continuity of patient care OR (MH "Continuity of Patient Care+")) OR ((Patient discharge OR (MH "Patient Discharge+")) OR patient transfer) OR (Skilled nursing facilities OR (MH "Skilled Nursing Facilities")) OR (Assisted Living Facilities OR (MH "Assisted Living")) OR (Transition\* OR (MH "Health Transition")) OR ((Postdischarge OR post-discharge) OR (MH "After Care")) OR (Coordination OR Coordinate OR transfer OR post-acute care OR postacute care OR skilled nursing OR post-hospital\* OR posthospital\* OR subacute care OR sub-acute care OR discharge OR referral OR continuity)) OR (Readmission OR (MH "Readmission")) OR (Recurrence OR (MH "Recurrence")) OR (Patient readmission)

AND

Limiters – Human; Publication Type: Clinical Trial, Systematic Review; Language: English

## **Embase® search strategy (last search run April 21, 2011):**

---

'heart infarction'/exp OR 'myocardial infarction'/exp OR 'stroke'/exp OR 'heart attack'/exp AND ('controlled study'/exp OR 'comparative study'/exp OR 'observational study'/exp OR 'randomized controlled trial'/exp OR 'clinical study'/exp OR 'cohort analysis'/exp OR 'cross-sectional study'/exp OR 'practice guideline'/exp OR 'multicenter study'/exp OR 'systematic review'/exp OR 'meta analysis'/exp OR (randomized AND controlled AND trial) OR cohort) AND ('readmission'/exp OR 'rehospitalization'/exp OR 'recurrence'/exp OR 'quality of care' OR 'secondary prevention'/exp) AND ('physiotherapy'/exp OR 'case management'/exp OR 'rehabilitation'/exp OR 'rehabilitation care'/exp OR 'hospital discharge'/exp OR 'patient transport'/exp OR 'residential home'/exp OR 'assisted living facility'/exp OR 'nursing home'/exp OR 'rehabilitation center'/exp OR transition OR transitional OR postdischarge OR 'post discharge' OR 'coordination'/exp OR coordinate OR transfer OR 'post-acute care' OR 'postacute care' OR 'skilled nursing' OR 'post-hospital' OR 'posthospital' OR 'subacute care'/exp OR discharge OR 'referral'/exp OR continuity) AND [humans]/lim AND [english]/lim NOT [medline]/lim NOT ('case report'/exp OR 'editorial'/exp OR 'letter'/exp OR 'note'/exp) AND [embase]/lim AND [2000-2011]/py

**Critical path search:**

'myocardial infarction'/exp OR 'myocardial infarction' OR 'stroke'/exp OR stroke OR 'heart attack'/exp OR 'heart attack' OR 'cerebrovascular accident'/exp OR 'cerebrovascular accident' AND ('controlled study'/exp OR 'comparative study'/exp OR 'observational study'/exp OR 'randomized controlled trial'/exp OR 'clinical study'/exp OR 'cohort analysis'/exp OR 'cross-sectional study'/exp OR 'practice guideline'/exp OR 'multicenter study'/exp OR 'systematic review'/exp OR 'meta analysis'/exp OR (randomized AND controlled AND trial) OR cohort) AND ('readmission'/exp OR readmission OR 'rehospitalization'/exp OR rehospitalization OR 'recurrence'/exp OR recurrence) AND ('physiotherapy'/exp OR 'case management'/exp OR 'rehabilitation'/exp OR 'rehabilitation care'/exp OR 'hospital discharge'/exp OR 'patient transport'/exp OR 'residential home'/exp OR 'assisted living facility'/exp OR 'nursing home'/exp OR 'rehabilitation center'/exp OR transition OR transitional OR postdischarge OR 'post discharge' OR 'coordination'/exp OR coordination OR coordinate OR transfer OR 'post-acute care' OR 'postacute care' OR 'skilled nursing' OR 'post-hospital' OR 'posthospital' OR 'subacute care'/exp OR 'subacute care' OR discharge OR 'referral'/exp OR referral OR continuity)

# Appendix B: Data Abstraction Elements

## I. Citation identifiers

- Total number of subjects across all arms
- Study design
- Funding source

## II. Study sites

- Geographical location
- Number of sites
- General setting

## III. Study population characteristics

- Stroke
- Myocardial infarction
- Both stroke and MI
- Other mix (specify)
- Severity description provided? (Y/N/NR)
  - If Y, admission, discharge, NR
  - How measured?
- Age (mean, median, range)
- Sex (%)
- Ethnicity
- Race
- Living arrangement (alone, with someone)
- Has support system?
- Work status
  - Home by choice
  - Home not by choice
  - Working
  - NR
  - Other (specify)

## IV. Insurance status

- Medicare
- Medicaid
- Private insurance
- VA
- National healthcare system
- None
- NR
- Other (specify)

## **V. Followup assessments**

- 3 months
- 6 months
- 1 year
- NR
- Other (specify)

## **VI. Intervention characteristics**

- FROM specific setting—Defined as the specific setting or environment FROM which the patient or population is transitioning:
  - Hospital (includes stroke unit and CCU)
  - Inpatient rehabilitation
  - Outpatient rehabilitation
  - Skilled nursing facility
  - ED
  - Other setting (specify)
- TO specific setting—Defined as the specific setting or environment TO which the patient or population is transitioning:
  - Inpatient rehabilitation
  - Outpatient rehabilitation
  - Skilled nursing facility
  - Home
  - Home care
  - Long-term care
  - Other setting (specify)

## **VII. Components of transitional services**

- Education and training of provider
- Education and training of caregiver
- Discharge planning (including procurement of equipment and services, referrals for followup care, and education about community resources)
- Self-management tools (alleviate patient and caregiver burden managing transitions between care environments)
- Care pathways (to organize treatment and rehabilitation across care settings)
- Systems for shared access to patient information to allow multiple health care providers across settings to access patient information and to coordinate care
- Referrals to specialty care providers based on patient needs
- Referral back to primary care providers
- Home caregiver support
- Post discharge followup (phone, mail, etc.)
- Other service (specify)

**VIII. Intervention provider**

- Generalist (MD/DO)
- Specialist (MD/DO) (specify specialty)
- Advance practice nurse (APN)
- Nurse
- Nurse practitioner/physician assistant
- Pharmacist
- Physical therapist
- Occupational therapist
- Case manager
- Lay practitioner
- Other provider (specify)

**IX. Comparator**

- Has comparator of usual care (care that does not include transitional services that coordinate care among multiple providers; for example, a simple recommendation for followup with primary care and other HCPs, or direct discharge to home or other health care facility)
- Other comparator (specify)

**X. Study arm characteristics**

- # of arms
- N per arm
- Mean age per arm
- Median age per arm
- Age range per arm
- Sex distribution per arm
- Ethnicity per arm
- Race per arm
- Other (specify)

**XI. Intervention impact**

- Intervention improved outcome
- Intervention worsened outcome
- Intervention had no impact
- Not reported

**XII. KQ applicability**

- KQ 1 (Y/N)
- KQ 2 (Y/N)
- KQ 3 (Y/N)
- KQ 4 (Y/N)
- KQ 5 (Y/N)

### **XIII. KQ outcomes and results**

- KQ 1: Theoretical framework? If Y, specify
- KQs 2–5 (primary outcomes):
  - Death at 3 months, 6 months, or 1 year following the event
  - Hospital readmission at 3 months, 6 months, or 1 year following the event
  - Continuity of health care with specialist
  - Continuity of health care with general HCPs
- KQs 2–5 (secondary outcomes):
  - Hospital-free days
  - Increase total # of services for a patient
  - Return to pre-morbid status
  - Return to pre-morbid functional ability
  - Return to pre-morbid quality of life (if Y, how measured?)
    - Barthel index
    - SF-36, SF-12, etc.
    - Modified Rankin score
    - PHQ depression scale
    - FIM
    - NR
    - Other (specify)

### **XIV. Adverse events/harms/risks**

- Hospital readmission
- Delayed discharge
- Failure to improve from baseline
- Increased utilization with failure to improve
- Increased patient/caregiver burden
- Lost to followup
- Overreferred
- Dropped from insurance
- Other harm [specify]

### **XV. Improvements (specify results for all that apply)**

- Efficiency of referrals for followup care
- Timely appointments
- Communication among HCPs
- Coordination of patient care across HCPs
- Care pathways
- Shared access to patient information
- Other (specify)

### **XVI. Reductions (specify results for all that apply)**

- ER visits
- Hospital readmissions
- Morbidity
- Mortality
- Delayed discharge
- Caregiver burden

- Insurance issues
- Other (specify)

## XVII. Quality and applicability assessments

**A. Study-level quality assessment:** Please assign each study an overall quality rating of “Good,” “Fair,” or “Poor” based on the following definitions:

- A Good study has the least bias and results are considered valid. A good study has a clear description of the population, setting, interventions, and comparison groups; uses a valid approach to allocate patients to alternative treatments; has a low dropout rate; and uses appropriate means to prevent bias; measure outcomes; analyze and report results.
- A Fair study is susceptible to some bias, but probably not sufficient to invalidate the results. The study may be missing information, making it difficult to assess limitations and potential problems. As the fair-quality category is broad, studies with this rating vary in their strengths and weaknesses. The results of some fair-quality studies are possibly valid, while others are probably valid.
- A Poor rating indicates significant bias that may invalidate the results. These studies have serious errors in design, analysis, or reporting; have large amounts of missing information; or have discrepancies in reporting. The results of a poor-quality study are at least as likely to reflect flaws in the study design as to indicate true differences between the compared interventions.

If a study is rated as “Fair” or “Poor,” please note any important limitations on internal validity based on the USPSTF criteria, as adapted here:

- Initial assembly of comparable groups:
  - *For RCTs:* adequate randomization, including concealment and whether potential confounders were distributed equally among groups.
  - *For cohort studies:* consideration of potential confounders with either restriction or measurement for adjustment in the analysis; consideration of inception cohorts.
- Maintenance of comparable groups (includes attrition, crossovers, adherence, contamination)
- Important differential loss to followup or overall high loss to followup.
- Measurements: equal, reliable, and valid (includes masking of outcome assessment).
- Clear definition of interventions.
- All important outcomes considered.
- Analysis: adjustment for potential confounders for cohort studies, or intention-to-treat analysis for RCTs.

**B. Applicability assessment:** Do not assign an overall applicability score. Instead, list the most important (up to 3) limitations affecting applicability, if any, based on the following list. (Bolded criteria are prioritized for this project.)

### 1) Setting of the study

- **In which country (or countries) was the study conducted?**
- **In what health care system (or systems) was the study conducted?**
- Were patients recruited from the primary, secondary, or tertiary care settings?



- How were study centers selected for participation?
- How were study clinicians selected for participation?

## **2) Selection of participants**

- How were participants diagnosed and identified for eligibility screening before random allocation?
- What were the study eligibility criteria?
- What were the study exclusion criteria?
- Did the study require a run-in period with the control or placebo intervention?
- Did the study require a run-in period with the active intervention?
- Did the study selectively recruit participants who demonstrated a history of favorable or unfavorable response to drug or other interventions for the condition?
- Did the study report the ratio of randomly allocated participants to nonallocated participants (who were eligible)?
- Did the study report the proportion of eligible participants who declined random allocation?

## **3) Characteristics of study participants**

- **Did the study report participants' baseline characteristics?**
- Did the study report participants' race?
- Did the study report participants' underlying pathology?
- Did the study report participants' stage in the natural history of the disease?
- **Did the study report participants' severity of disease?**
- **Did the study report participants' comorbid conditions?**
- Did the study report participants' absolute risk of a poor outcome in the control arm?

## **4) Differences between the study protocol and routine clinical practice**

- **Were the study interventions (active arm) similar to interventions used in routine clinical practice?**
- **Was the timing of the intervention similar to the timing in routine clinical practice?**
- **Was the study's control arm appropriate and relevant in relation to routine clinical practice?**
- **Were the study's cointerventions—which were not randomly allocated—adequate to reflect routine clinical practice?**
- **Were any interventions prohibited by the study routinely used in clinical practice?**
- **Have there been diagnostic or therapeutic advances used in routine practice since the study was conducted?**

## **5) Outcome measures and followup**

- **If applicable, did the study use a clinically relevant surrogate outcome?**
- **If applicable, did the study use a scale that is clinically relevant, valid, and reproducible?**
- **If applicable, was the intervention beneficial on the most relevant components of the composite outcome?**
- Which clinician measured the outcome (e.g., treating physician or surgeon)?

- Did the study use patient-centered outcomes?
- **How frequently were participants followed in the study?**
- **Was the duration of participant followup adequate?**

**6) Adverse effects of treatment**

- How completely did the study report the occurrence of relevant adverse effects?
- Did the study report the rates of treatment discontinuations?
- Were the study centers and/or clinicians selected on the basis of their skill or experience?
- Did the study exclude participants at elevated risk of intervention complications?
- Did the study exclude participants who suffered adverse effects during the run-in period?
- Did the study monitor participants intensively for early signs of adverse effects?

## Appendix C: List of Included Studies

- Allen K, Hazelett S, Jarjoura D, et al. A randomized trial testing the superiority of a postdischarge care management model for stroke survivors. *J Stroke Cerebrovasc Dis* 2009;18(6):443-52.
- Allen KR, Hazelett S, Jarjoura D, et al. Effectiveness of a postdischarge care management model for stroke and transient ischemic attack: a randomized trial. *J Stroke Cerebrovasc Dis* 2002;11(2):88-98.
- Andersen HE, Eriksen K, Brown A, et al. Follow-up services for stroke survivors after hospital discharge--a randomized control study. *Clin Rehabil* 2002;16(6):593-603.
- Andersen HE, Schultz-Larsen K, Kreiner S, et al. Can readmission after stroke be prevented? Results of a randomized clinical study: a postdischarge follow-up service for stroke survivors. *Stroke* 2000;31(5):1038-45.
- Askim T, Morkved S, Indredavik B. Does an extended stroke unit service with early supported discharge have any effect on balance or walking speed? *J Rehabil Med* 2006;38(6):368-74.
- Askim T, Rohweder G, Lydersen S, et al. Evaluation of an extended stroke unit service with early supported discharge for patients living in a rural community. A randomized controlled trial. *Clin Rehabil* 2004;18(3):238-48.
- Ayana M, Pound P, Lampe F, et al. Improving stroke patients' care: a patient held record is not enough. *BMC Health Serv Res* 2001;1(1):1.
- Bambauer KZ, Aupont O, Stone PH, et al. The effect of a telephone counseling intervention on self-rated health of cardiac patients. *Psychosom Med* 2005;67(4):539-45.
- Barlow JH, Turner AP, Gilchrist M. A randomised controlled trial of lay-led self-management for myocardial infarction patients who have completed cardiac rehabilitation. *Eur J Cardiovasc Nurs* 2009;8(4):293-301.
- Bautz-Holtert E, Sveen U, Rygh J, et al. Early supported discharge of patients with acute stroke: a randomized controlled trial. *Disabil Rehabil* 2002;24(7):348-55.
- Boter H. Multicenter randomized controlled trial of an outreach nursing support program for recently discharged stroke patients. *Stroke* 2004;35(12):2867-72.
- Claiborne N. Effectiveness of a care coordination model for stroke survivors: a randomized study. *Health Soc Work* 2006;31(2):87-96.
- Clark MS, Rubenach S, Winsor A. A randomized controlled trial of an education and counselling intervention for families after stroke. *Clin Rehabil* 2003;17(7):703-12.
- Costa e Silva R, Pellanda L, Portal V, et al. Transdisciplinary approach to the follow-up of patients after myocardial infarction. *Clinics (Sao Paulo)* 2008;63(4):489-96.
- Donnelly M, Power M, Russell M, et al. Randomized controlled trial of an early discharge rehabilitation service: the Belfast Community Stroke Trial. *Stroke* 2004;35(1):127-33.

Eagle KA, Montoye CK, Riba AL, et al. Guideline-based standardized care is associated with substantially lower mortality in medicare patients with acute myocardial infarction: the American College of Cardiology's Guidelines Applied in Practice (GAP) Projects in Michigan. *J Am Coll Cardiol* 2005;46(7):1242-8.

Ertel KA, Glymour MM, Glass TA, et al. Frailty modifies effectiveness of psychosocial intervention in recovery from stroke. *Clin Rehabil* 2007;21(6):511-22.

Fjaertoft H, Indredavik B, Johnsen R, et al. Acute stroke unit care combined with early supported discharge. Long-term effects on quality of life. A randomized controlled trial. *Clin Rehabil* 2004;18(5):580-6.

Fjaertoft H, Indredavik B, Lydersen S. Stroke unit care combined with early supported discharge: long-term follow-up of a randomized controlled trial. *Stroke* 2003;34(11):2687-91.

Fjaertoft H, Indredavik B, Magnussen J, et al. Early supported discharge for stroke patients improves clinical outcome. Does it also reduce use of health services and costs? One-year follow-up of a randomized controlled trial. *Cerebrovasc Dis* 2005;19(6):376-83.

Gallagher R, McKinley S, Dracup K. Effects of a telephone counseling intervention on psychosocial adjustment in women following a cardiac event. *Heart Lung* 2003;32(2):79-87.

Geddes JM, Chamberlain MA. Home-based rehabilitation for people with stroke: a comparative study of six community services providing co-ordinated, multidisciplinary treatment. *Clin Rehabil* 2001;15(6):589-99.

Glass TA, Berkman LF, Hiltunen EF, et al. The Families In Recovery From Stroke Trial (FIRST): primary study results. *Psychosom Med* 2004;66(6):889-97.

Grasel E, Biehler J, Schmidt R, et al. Intensification of the transition between inpatient neurological rehabilitation and home care of stroke patients. Controlled clinical trial with follow-up assessment six months after discharge. *Clin Rehabil* 2005;19(7):725-36.

Grasel E, Schmidt R, Biehler J, et al. Long-term effects of the intensification of the transition between inpatient neurological rehabilitation and home care of stroke patients. *Clin Rehabil* 2006;20(7):577-83.

Hall JP, Wiseman VL, King MT, et al. Economic evaluation of a randomised trial of early return to normal activities versus cardiac rehabilitation after acute myocardial infarction. *Heart Lung Circ* 2002;11(1):10-8.

Hanssen TA, Nordrehaug JE, Eide GE, et al. Improving outcomes after myocardial infarction: a randomized controlled trial evaluating effects of a telephone follow-up intervention. *Eur J Cardiovasc Prev Rehabil* 2007;14(3):429-37.

Hanssen TA, Nordrehaug JE, Eide GE, et al. Does a telephone follow-up intervention for patients discharged with acute myocardial infarction have long-term effects on health-related quality of life? A randomised controlled trial. *J Clin Nurs* 2009;18(9):1334-45.

Ho PM, Luther SA, Masoudi FA, et al. Inpatient and follow-up cardiology care and mortality for acute coronary syndrome patients in the Veterans Health Administration. *Am Heart J* 2007;154(3):489-94.

Hoffmann T, McKenna K, Worrall L, et al. Randomised trial of a computer-generated tailored written education package for patients following stroke. *Age Ageing* 2007;36(3):280-6.

Holmqvist LW, von Koch L, de Pedro-Cuesta J. Use of healthcare, impact on family caregivers and patient satisfaction of rehabilitation at home after stroke in southwest Stockholm. *Scand J Rehabil Med* 2000;32(4):173-9.

Indredavik B, Fjaertoft H, Ekeberg G, et al. Benefit of an extended stroke unit service with early supported discharge: A randomized, controlled trial. *Stroke* 2000;31(12):2989-94.

Johnston M, Bonetti D, Joice S, et al. Recovery from disability after stroke as a target for a behavioural intervention: results of a randomized controlled trial. *Disabil Rehabil* 2007;29(14):1117-27.

Joubert J, Joubert L, Reid C, et al. The positive effect of integrated care on depressive symptoms in stroke survivors. *Cerebrovasc Dis* 2008;26(2):199-205.

Joubert J, Reid C, Barton D, et al. Integrated care improves risk-factor modification after stroke: initial results of the Integrated Care for the Reduction of Secondary Stroke model. *J Neurol Neurosurg Psychiatry* 2009;80(3):279-84.

Joubert J, Reid C, Joubert L, et al. Risk factor management and depression post-stroke: the value of an integrated model of care. *J Clin Neurosci* 2006;13(1):84-90.

Kotowycz MA, Cosman TL, Tartaglia C, et al. Safety and feasibility of early hospital discharge in ST-segment elevation myocardial infarction--a prospective and randomized trial in low-risk primary percutaneous coronary intervention patients (the Safe-Depart Trial). *Am Heart J* 2010;159(1):117 e1-6.

Kovoor P, Lee AK, Carrozzi F, et al. Return to full normal activities including work at two weeks after acute myocardial infarction. *Am J Cardiol* 2006;97(7):952-8.

Lacey EA, Musgrave RJ, Freeman JV, et al. Psychological morbidity after myocardial infarction in an area of deprivation in the UK: evaluation of a self-help package. *Eur J Cardiovasc Nurs* 2004;3(3):219-24.

Luszczynska A. An implementation intentions intervention, the use of a planning strategy, and physical activity after myocardial infarction. *Soc Sci Med* 2006;62(4):900-8.

Mant J, Carter J, Wade DT, et al. Family support for stroke: a randomised controlled trial. *Lancet* 2000;356(9232):808-13.

Mant J, Winner S, Roche J, et al. Family support for stroke: one year follow up of a randomised controlled trial. *J Neurol Neurosurg Psychiatry* 2005;76(7):1006-8.

Mayo NE, Nadeau L, Ahmed S, et al. Bridging the gap: the effectiveness of teaming a stroke coordinator with patient's personal physician on the outcome of stroke. *Age Ageing* 2008;37(1):32-8.

Mayo NE, Wood-Dauphinee S, Cote R, et al. There's no place like home : an evaluation of early supported discharge for stroke. *Stroke* 2000;31(5):1016-23.

- Mayou RA, Thompson DR, Clements A, et al. Guideline-based early rehabilitation after myocardial infarction. A pragmatic randomised controlled trial. *J Psychosom Res* 2002;52(2):89-95.
- Oranta O, Luutonen S, Salokangas RK, et al. The outcomes of interpersonal counselling on depressive symptoms and distress after myocardial infarction. *Nord J Psychiatry* 2010;64(2):78-86.
- Petrie KJ, Cameron LD, Ellis CJ, et al. Changing illness perceptions after myocardial infarction: an early intervention randomized controlled trial. *Psychosom Med* 2002;64(4):580-6.
- Ricauda NA, Bo M, Molaschi M, et al. Home hospitalization service for acute uncomplicated first ischemic stroke in elderly patients: a randomized trial. *J Am Geriatr Soc* 2004;52(2):278-83.
- Robertson K, Kayhko K, Kekki P. A supportive-education home follow-up programme for post MI patients. *J Community Nurs* 2003;17(6):4.
- Robertson KA, Kayhko K. Cost analysis of an intensive home follow-up program for first-time post-myocardial infarction patients and their families. *Dynamics* 2001;12(4):25-31.
- Rogers AM, Ramanath VS, Grzybowski M, et al. The association between guideline-based treatment instructions at the point of discharge and lower 1-year mortality in Medicare patients after acute myocardial infarction: the American College of Cardiology's Guidelines Applied in Practice (GAP) initiative in Michigan. *Am Heart J* 2007;154(3):461-9.
- Sahebalzamani M, Aliloo L, Shakibi A. The efficacy of self-care education on rehabilitation of stroke patients. *Saudi Med J* 2009;30(4):550-4.
- Sinclair AJ, Conroy SP, Davies M, et al. Post-discharge home-based support for older cardiac patients: a randomised controlled trial. *Age Ageing* 2005;34(4):338-43.
- Sulch D, Evans A, Melbourn A, et al. Does an integrated care pathway improve processes of care in stroke rehabilitation? A randomized controlled trial. *Age Ageing* 2002;31(3):175-9.
- Sulch D, Melbourn A, Perez I, et al. Integrated care pathways and quality of life on a stroke rehabilitation unit. *Stroke* 2002;33(6):1600-4.
- Sulch D, Perez I, Melbourn A, et al. Randomized controlled trial of integrated (managed) care pathway for stroke rehabilitation. *Stroke* 2000;31(8):1929-34.
- Teng J, Mayo NE, Latimer E, et al. Costs and caregiver consequences of early supported discharge for stroke patients. *Stroke* 2003;34(2):528-36.
- Torp CR, Vinkler S, Pedersen KD, et al. Model of hospital-supported discharge after stroke. *Stroke* 2006;37(6):1514-20.
- Torres-Arreola Ldel P, Doubova Dubova SV, Hernandez SF, et al. Effectiveness of two rehabilitation strategies provided by nurses for stroke patients in Mexico. *J Clin Nurs* 2009;18(21):2993-3002.
- von Koch L, de Pedro-Cuesta J, Kostulas V, et al. Randomized controlled trial of rehabilitation at home after stroke: one-year follow-up of patient outcome, resource use and cost. *Cerebrovasc Dis* 2001;12(2):131-8.

von Koch L, Holmqvist LW, Wottrich AW, et al. Rehabilitation at home after stroke: a descriptive study of an individualized intervention. *Clin Rehabil* 2000;14(6):574-83.

Young W, Rewa G, Goodman SG, et al. Evaluation of a community-based inner-city disease management program for postmyocardial infarction patients: a randomized controlled trial. *CMAJ* 2003;169(9):905-10.

## Appendix D: Quality and Applicability of Included Studies

**Table D-1. Quality, applicability, and relevant key questions (KQs) for stroke studies**

Study/Country	Quality	Limitations to applicability	KQ 1	KQ 2	KQ 3	KQ4	KQ5
<b><i>Intervention type 1: Hospital-initiated support</i></b>							
Askim et al., 2004 <sup>1</sup> Askim et al., 2006 <sup>2</sup>  Norway	Fair Fair	<ul style="list-style-type: none"> <li>• Setting – non-US (Norway)</li> <li>• Comparator – usual care with more followup services than US</li> <li>• Population – no description of race or ethnicity</li> </ul>	X X	X X	X		X
Bautz-Holtert et al., 2002 <sup>3</sup>  Norway	Fair	<ul style="list-style-type: none"> <li>• Setting – non-US (Norway)</li> <li>• Comparator – usual care with more followup services than US</li> </ul>	X	X		X	
Fjaertoft et al., 2003 <sup>4</sup> Fjaertoft et al., 2004 <sup>5</sup> Fjaertoft et al., 2005, <sup>6</sup> Indredavik et al., 2000 <sup>7</sup>  Norway	Fair Fair Fair Fair	<ul style="list-style-type: none"> <li>• Setting – non-US (Norway)</li> <li>• Intervention – broad, nonspecific intervention</li> <li>• Population – characteristics of participants at baseline and disease severity not described</li> </ul>	X X X X	X X X X		X	X X
Grasel et al., 2005 <sup>8</sup> Grasel et al., 2006 <sup>9</sup>  Germany	Poor Poor	<ul style="list-style-type: none"> <li>• Methods – small sample size, nonrandomized, incomplete followup, not intention-to-treat analysis</li> </ul>	X X	X X			
Holmqvist et al., 2000 <sup>10</sup> von Koch et al., 2000 <sup>11</sup> von Koch et al., 2001 <sup>12</sup>  Sweden	Poor Good Fair	<ul style="list-style-type: none"> <li>• Setting – non-U.S (Sweden)</li> <li>• Intervention – not fully described</li> <li>• Comparator – usual care with more followup services than US</li> <li>• Population – characteristics of participants not described</li> </ul>	X X X	X  X	X X	X X	X



**Table D-1. Quality, applicability, and relevant key questions (KQs) for stroke studies (continued)**

Study/Country	Quality	Limitations to applicability	KQ 1	KQ 2	KQ 3	KQ4	KQ5
Mayo et al., 2000 <sup>13</sup> Teng et al., 2003 <sup>14</sup>  Canada	Good Fair	<ul style="list-style-type: none"> <li>Setting – non-US (Canada)</li> <li>Population – excluded patients not ready for discharge by 28 days, those who needed 2 people to assist with walking, and those without a caregiver</li> </ul>	X X	X	X		X
Sulch et al., 2000 <sup>15</sup> Sulch et al., 2002 <sup>16</sup> Sulch et al., 2002 <sup>17</sup>  England	Fair Fair Fair	<ul style="list-style-type: none"> <li>Setting – non-US (England)</li> <li>Population – few demographic details provided</li> <li>Method – small sample size, no mention of statistical correction for multiple analyses</li> </ul>	X X X	X  X		X	
Torp et al., 2006 <sup>18</sup>  Denmark	Fair	<ul style="list-style-type: none"> <li>Setting – non-US (Denmark)</li> <li>Population – few details about participant demographics; e.g., race/ethnicity</li> </ul>	X	X		X	X
<b><i>Intervention type 2a: Patient and family education (hospital-based)</i></b>							
Hoffmann et al., 2007 <sup>19</sup>  Australia	Fair	<ul style="list-style-type: none"> <li>Population – hemorrhagic and ischemic stroke included</li> </ul>	X	X			
<b><i>Intervention type 2b: Patient and family education (home-based)</i></b>							
Clark et al., 2003 <sup>20</sup>  Australia	Fair	<ul style="list-style-type: none"> <li>Population – participants had to have living spouse</li> <li>Intervention – nonspecific, generalized social worker support</li> </ul>	X	X			
Johnston et al., 2007 <sup>21</sup>  UK	Fair	<ul style="list-style-type: none"> <li>Population – stroke type not specified</li> </ul>	X	X			
Mant et al., 2000 <sup>22</sup> Mant et al., 2005 <sup>23</sup>  UK	Fair Fair	<ul style="list-style-type: none"> <li>Setting – non-US (United Kingdom)</li> <li>Intervention – not clearly described</li> <li>Population – participants not fully described</li> <li>Method – not intention-to-treat analysis, incomplete followup</li> </ul>	X X	X X		X	X
Sahebalzamani et al., 2009 <sup>24</sup>  Iran	Poor	<ul style="list-style-type: none"> <li>Population – participant demographics not fully described</li> <li>Method – outcomes measured at 45 days posthospitalization</li> </ul>	X				

**Table D-1. Quality, applicability, and relevant key questions (KQs) for stroke studies (continued)**

Study/Country	Quality	Limitations to applicability	KQ 1	KQ 2	KQ 3	KQ4	KQ5
<b>Intervention type 3: Community-based support</b>							
Allen et al., 2002 <sup>25</sup> Allen et al., 2009 <sup>26</sup> US	Fair Fair	<ul style="list-style-type: none"> <li>Population – participant demographics not fully described</li> <li>Methods – groups not balanced, small sample size</li> </ul>	X X	X X	X X		X
Andersen et al., 2000 <sup>27</sup> Andersen et al., 2002 <sup>28</sup> Denmark	Fair Fair	<ul style="list-style-type: none"> <li>Setting – non-US (Denmark)</li> <li>Population – different race/ethnicity distribution</li> <li>Methods – combined two intervention groups in analysis, no adjustment for multiple analyses</li> </ul>	X X	X		X	X
Ayana et al., 2001 <sup>29</sup> UK	Fair	<ul style="list-style-type: none"> <li>Comparator – description of usual care group was limited</li> <li>Methods – time series design</li> </ul>	X		X		
Boter et al., 2004 <sup>30</sup> Netherlands	Fair	<ul style="list-style-type: none"> <li>Setting – non-US (Netherlands)</li> <li>Population – participant demographics not fully described</li> </ul>	X	X	X		
Claiborne et al., 2006 <sup>31</sup> US	Poor	<ul style="list-style-type: none"> <li>Intervention – multiple persons delivered intervention without description of what they actually did</li> <li>Population – not balanced by age, sex, and race</li> </ul>	X	X			
Donnelly et al., 2004 <sup>32</sup> UK	Fair	<ul style="list-style-type: none"> <li>Population – participant demographics not fully described</li> </ul>	X	X		X	
Ertel et al., 2007 <sup>33</sup> Glass et al., 2004 <sup>34</sup> US	Good Good	<ul style="list-style-type: none"> <li>Intervention – delivered by multiple types of practitioners (psychologist and social work)</li> <li>Population – hemorrhagic and ischemic stroke included</li> </ul>	X X	X X			X
Geddes et al., 2001 <sup>35</sup> UK	Poor	<ul style="list-style-type: none"> <li>Population – participants from six systems of care</li> <li>Intervention – not a discrete intervention, evaluated models of care</li> <li>Comparator – cross comparisons due to multiple overlapping components</li> </ul>	X				X

**Table D-1. Quality, applicability, and relevant key questions (KQs) for stroke studies (continued)**

Study/Country	Quality	Limitations to applicability	KQ 1	KQ 2	KQ 3	KQ4	KQ5
Mayo et al., 2008 <sup>36</sup> Canada	Good	<ul style="list-style-type: none"> <li>None</li> </ul>	X	X		X	
Ricauda et al., 2004 <sup>37</sup> Italy	Good	<ul style="list-style-type: none"> <li>Setting – non-US (Italy)</li> <li>Population – participant demographics not fully described</li> </ul>	X	X			
Torres-Arreola Ldel et al., 2009 <sup>38</sup> Mexico	Fair	<ul style="list-style-type: none"> <li>Setting – non-US (Mexico)</li> </ul>	X	X			
<b><i>Intervention type 4: Chronic disease management</i></b>							
Joubert et al., 2006 <sup>39</sup> Australia	Fair	<ul style="list-style-type: none"> <li>Setting – non-US (Australia)</li> <li>Population – excluded participants with cognitive impairment</li> <li>Methods – imbalance in treatment allocation</li> </ul>	X	X			
Joubert et al., 2008 <sup>40</sup> Australia	Fair	<ul style="list-style-type: none"> <li>Setting – non-US (Australia)</li> <li>(Intervention – not fully described)</li> <li>Population – included ischemic and hemorrhagic stroke, and TIA</li> </ul>	X	X			
Joubert et al., 2009 <sup>41</sup> Australia	Fair	<ul style="list-style-type: none"> <li>Setting – non-US (Australia)</li> <li>Methods – imbalance in treatment allocation</li> </ul>	X	X			

**Table D-2. Quality, applicability, and Key Questions (KQs) for Myocardial Infarction Studies**

Study and Country	Quality	Limitations to applicability	KQ 1	KQ 2	KQ 3	KQ4	KQ5
<b><i>Intervention type 1: Hospital-initiated support</i></b>							
Eagle et al., 2005 <sup>42</sup> Rogers et al., 2007 <sup>43</sup>  US	Fair Fair	<ul style="list-style-type: none"> <li>Population – Medicare population only</li> <li>Method – not randomized clinical trial</li> </ul>	X X	X X			
Ho et al., 2007 <sup>44</sup>  US	Good	<ul style="list-style-type: none"> <li>Setting – Veterans Affairs</li> <li>Comparator – not fully described</li> </ul>	X	X		X	
Kotowycz et al., 2010 <sup>45</sup>  Canada	Fair	<ul style="list-style-type: none"> <li>Setting – non-US (Canada)</li> <li>Method – small sample size; pilot study to demonstrate feasibility and safety</li> </ul>	X	X		X	
Petrie et al., 2002 <sup>46</sup>  New Zealand	Good	<ul style="list-style-type: none"> <li>Setting – non-US (New Zealand)</li> <li>Method – small sample size</li> <li>Comparator – description of usual care not provided</li> </ul>	X	X			
Young et al., 2003 <sup>47</sup>  Canada	Fair	<ul style="list-style-type: none"> <li>Methods – small sample size, unblinded outcomes</li> </ul>	X	X		X	
<b><i>Intervention type 2a: Patient and family education (hospital-based)</i></b>							
Mayou et al., 2002 <sup>48</sup>  UK	Poor	<ul style="list-style-type: none"> <li>Setting – non-US (United Kingdom)</li> <li>Comparator – usual care not fully described</li> <li>Methods – small sample size</li> </ul>	X	X			
<b><i>Intervention type 2b: Patient and family education (home-based)</i></b>							
Lacey et al., 2004 <sup>49</sup>  UK	Fair	<ul style="list-style-type: none"> <li>Setting – non-US (United Kingdom)</li> <li>Methods – small sample size, outcomes not fully described</li> </ul>	X	X			

**Table D-2. Quality, applicability, and Key Questions (KQs) for Myocardial Infarction Studies (continued)**

Study and Country	Quality	Limitations to applicability	KQ 1	KQ 2	KQ 3	KQ4	KQ5
<b>Intervention type 3: Community-based support</b>							
Bambauer et al., 2005 <sup>50</sup> US	Fair	<ul style="list-style-type: none"> <li>Population – included chronic ischemic heart disease with myocardial infarction population</li> </ul>	X	X			
Costa e Silva et al., 2008 <sup>51</sup> Brazil	Fair	<ul style="list-style-type: none"> <li>Setting – non-US (Brazil)</li> <li>Population – no race/ethnicity data</li> <li>Methods – small sample size, short followup period</li> </ul>	X	X			
Gallagher et al., 2003 <sup>52</sup> Australia	Good	<ul style="list-style-type: none"> <li>Population – female only</li> </ul>	X				X
Hall et al., 2002 <sup>53</sup> Kovoor et al., 2006 <sup>54</sup> Australia	Poor Fair	<ul style="list-style-type: none"> <li>Setting – non-US (Australia)</li> <li>Methods – nonrandom allocation</li> <li>Population – small sample with hemorrhagic and ischemic stroke</li> </ul>	X X	X X		X X	
Hanssen et al., 2007 <sup>55</sup> Hanssen et al., 2009 <sup>56</sup> Norway	Good Fair	<ul style="list-style-type: none"> <li>Setting – non-US (Norway)</li> <li>Methods – small sample size, short followup period</li> </ul>	X X	X X		X	
Luszczynska et al., 2006 <sup>57</sup> Poland	Fair	<ul style="list-style-type: none"> <li>Setting – non-US (Poland)</li> <li>Population – control population not fully described</li> </ul>	X	X			X
Oranta et al., 2009 <sup>58</sup> Finland	Fair	<ul style="list-style-type: none"> <li>Setting – non-US (Finland)</li> <li>Design – nonrandomized</li> <li>Methods – outcomes of depressed and nondepressed patients not analyzed</li> </ul>	X				
Robertson et al., 2001 <sup>59</sup> Robertson et al., 2003 <sup>60</sup> Canada	Fair Poor	<ul style="list-style-type: none"> <li>Setting – non-US (Canada)</li> <li>Population – participant demographics not fully described</li> <li>Methods – statistical analysis not described</li> <li>Comparator – not fully described</li> </ul>	X X	X X		X	
Sinclair et al., 2005 <sup>61</sup> UK	Poor	<ul style="list-style-type: none"> <li>Setting – non-US (United Kingdom)</li> <li>Comparator – not fully described</li> <li>Methods – small sample size, not powered to show statistical differences</li> </ul>	X	X		X	

**Table D-2. Quality, applicability, and Key Questions (KQs) for Myocardial Infarction Studies (continued)**

Study and Country	Quality	Limitations to applicability	KQ 1	KQ 2	KQ 3	KQ4	KQ5
<b><i>Intervention type 4: Chronic disease management</i></b>							
Barlow et al., 2009 <sup>62</sup> UK	Fair	<ul style="list-style-type: none"> <li>• Setting – non-US (United Kingdom)</li> <li>• Population – recruitment from tertiary care cardiac rehabilitation units</li> </ul>	X	X			X

## References Cited in Appendix D

1. Askim T, Rohweder G, Lydersen S, et al. Evaluation of an extended stroke unit service with early supported discharge for patients living in a rural community. A randomized controlled trial. *Clin Rehabil* 2004;18(3):238-48. 15137554
2. Askim T, Morkved S, Indredavik B. Does an extended stroke unit service with early supported discharge have any effect on balance or walking speed? *J Rehabil Med* 2006;38(6):368-74. 17067970
3. Bautz-Holtert E, Sveen U, Rygh J, et al. Early supported discharge of patients with acute stroke: a randomized controlled trial. *Disabil Rehabil* 2002;24(7):348-55. 12022784
4. Fjaertoft H, Indredavik B, Lydersen S. Stroke unit care combined with early supported discharge: long-term follow-up of a randomized controlled trial. *Stroke* 2003;34(11):2687-91. 14576376
5. Fjaertoft H, Indredavik B, Johnsen R, et al. Acute stroke unit care combined with early supported discharge. Long-term effects on quality of life. A randomized controlled trial. *Clin Rehabil* 2004;18(5):580-6. 15293492
6. Fjaertoft H, Indredavik B, Magnussen J, et al. Early supported discharge for stroke patients improves clinical outcome. Does it also reduce use of health services and costs? One-year follow-up of a randomized controlled trial. *Cerebrovasc Dis* 2005;19(6):376-83. 15860914
7. Indredavik B, Fjaertoft H, Ekeberg G, et al. Benefit of an extended stroke unit service with early supported discharge: A randomized, controlled trial. *Stroke* 2000;31(12):2989-94. 11108761
8. Grasel E, Biehler J, Schmidt R, et al. Intensification of the transition between inpatient neurological rehabilitation and home care of stroke patients. Controlled clinical trial with follow-up assessment six months after discharge. *Clin Rehabil* 2005;19(7):725-36. 16250191
9. Grasel E, Schmidt R, Biehler J, et al. Long-term effects of the intensification of the transition between inpatient neurological rehabilitation and home care of stroke patients. *Clin Rehabil* 2006;20(7):577-83. 16894800
10. Holmqvist LW, von Koch L, de Pedro-Cuesta J. Use of healthcare, impact on family caregivers and patient satisfaction of rehabilitation at home after stroke in southwest Stockholm. *Scand J Rehabil Med* 2000;32(4):173-9. 11201624
11. von Koch L, Holmqvist LW, Wottrich AW, et al. Rehabilitation at home after stroke: a descriptive study of an individualized intervention. *Clin Rehabil* 2000;14(6):574-83. 11128731
12. von Koch L, de Pedro-Cuesta J, Kostulas V, et al. Randomized controlled trial of rehabilitation at home after stroke: one-year follow-up of patient outcome, resource use and cost. *Cerebrovasc Dis* 2001;12(2):131-8. 11490107
13. Mayo NE, Wood-Dauphinee S, Cote R, et al. There's no place like home : an evaluation of early supported discharge for stroke. *Stroke* 2000;31(5):1016-23. 10797160
14. Teng J, Mayo NE, Latimer E, et al. Costs and caregiver consequences of early supported discharge for stroke patients. *Stroke* 2003;34(2):528-36. 12574571
15. Sulch D, Perez I, Melbourn A, et al. Randomized controlled trial of integrated (managed) care pathway for stroke rehabilitation. *Stroke* 2000;31(8):1929-34. 10926959
16. Sulch D, Evans A, Melbourn A, et al. Does an integrated care pathway improve processes of care in stroke rehabilitation? A randomized controlled trial. *Age Ageing* 2002;31(3):175-9. 12006305
17. Sulch D, Melbourn A, Perez I, et al. Integrated care pathways and quality of life on a stroke rehabilitation unit. *Stroke* 2002;33(6):1600-4. 12052998

18. Torp CR, Vinkler S, Pedersen KD, et al. Model of hospital-supported discharge after stroke. *Stroke* 2006;37(6):1514-20. 16645132
19. Hoffmann T, McKenna K, Worrall L, et al. Randomised trial of a computer-generated tailored written education package for patients following stroke. *Age Ageing* 2007;36(3):280-6. 17360794
20. Clark MS, Rubenach S, Winsor A. A randomized controlled trial of an education and counselling intervention for families after stroke. *Clin Rehabil* 2003;17(7):703-12. 14606735
21. Johnston M, Bonetti D, Joice S, et al. Recovery from disability after stroke as a target for a behavioural intervention: results of a randomized controlled trial. *Disabil Rehabil* 2007;29(14):1117-27. 17612998
22. Mant J, Carter J, Wade DT, et al. Family support for stroke: a randomised controlled trial. *Lancet* 2000;356(9232):808-13. 11022928
23. Mant J, Winner S, Roche J, et al. Family support for stroke: one year follow up of a randomised controlled trial. *J Neurol Neurosurg Psychiatry* 2005;76(7):1006-8. 15965213
24. Sahebalzamani M, Aliloo L, Shakibi A. The efficacy of self-care education on rehabilitation of stroke patients. *Saudi Med J* 2009;30(4):550-4. 19370286
25. Allen KR, Hazelett S, Jarjoura D, et al. Effectiveness of a postdischarge care management model for stroke and transient ischemic attack: a randomized trial. *J Stroke Cerebrovasc Dis* 2002;11(2):88-98. 17903862
26. Allen K, Hazelett S, Jarjoura D, et al. A randomized trial testing the superiority of a postdischarge care management model for stroke survivors. *J Stroke Cerebrovasc Dis* 2009;18(6):443-52. 19900646
27. Andersen HE, Schultz-Larsen K, Kreiner S, et al. Can readmission after stroke be prevented? Results of a randomized clinical study: a postdischarge follow-up service for stroke survivors. *Stroke* 2000;31(5):1038-45. 10797163
28. Andersen HE, Eriksen K, Brown A, et al. Follow-up services for stroke survivors after hospital discharge--a randomized control study. *Clin Rehabil* 2002;16(6):593-603. 12392333
29. Ayana M, Pound P, Lampe F, et al. Improving stroke patients' care: a patient held record is not enough. *BMC Health Serv Res* 2001;1(1):1. 11257719
30. Boter H. Multicenter randomized controlled trial of an outreach nursing support program for recently discharged stroke patients. *Stroke* 2004;35(12):2867-72. 15514186
31. Claiborne N. Effectiveness of a care coordination model for stroke survivors: a randomized study. *Health Soc Work* 2006;31(2):87-96. 16776026
32. Donnelly M, Power M, Russell M, et al. Randomized controlled trial of an early discharge rehabilitation service: the Belfast Community Stroke Trial. *Stroke* 2004;35(1):127-33. 14671238
33. Ertel KA, Glymour MM, Glass TA, et al. Frailty modifies effectiveness of psychosocial intervention in recovery from stroke. *Clin Rehabil* 2007;21(6):511-22. 17613582
34. Glass TA, Berkman LF, Hiltunen EF, et al. The Families In Recovery From Stroke Trial (FIRST): primary study results. *Psychosom Med* 2004;66(6):889-97. 15564354
35. Geddes JM, Chamberlain MA. Home-based rehabilitation for people with stroke: a comparative study of six community services providing co-ordinated, multidisciplinary treatment. *Clin Rehabil* 2001;15(6):589-99. 11777089
36. Mayo NE, Nadeau L, Ahmed S, et al. Bridging the gap: the effectiveness of teaming a stroke coordinator with patient's personal physician on the outcome of stroke. *Age Ageing* 2008;37(1):32-8. 18006510
37. Ricauda NA, Bo M, Molaschi M, et al. Home hospitalization service for acute uncomplicated first ischemic stroke in elderly patients: a randomized trial. *J Am Geriatr Soc* 2004;52(2):278-83. 14728641



38. Torres-Arreola Ldel P, Doubova Dubova SV, Hernandez SF, et al. Effectiveness of two rehabilitation strategies provided by nurses for stroke patients in Mexico. *J Clin Nurs* 2009;18(21):2993-3002. 19821873
39. Joubert J, Reid C, Joubert L, et al. Risk factor management and depression post-stroke: the value of an integrated model of care. *J Clin Neurosci* 2006;13(1):84-90. 16410202
40. Joubert J, Joubert L, Reid C, et al. The positive effect of integrated care on depressive symptoms in stroke survivors. *Cerebrovasc Dis* 2008;26(2):199-205. 18628619
41. Joubert J, Reid C, Barton D, et al. Integrated care improves risk-factor modification after stroke: initial results of the Integrated Care for the Reduction of Secondary Stroke model. *J Neurol Neurosurg Psychiatry* 2009;80(3):279-84. 19010943
42. Eagle KA, Montoye CK, Riba AL, et al. Guideline-based standardized care is associated with substantially lower mortality in medicare patients with acute myocardial infarction: the American College of Cardiology's Guidelines Applied in Practice (GAP) Projects in Michigan. *J Am Coll Cardiol* 2005;46(7):1242-8. 16198838
43. Rogers AM, Ramanath VS, Grzybowski M, et al. The association between guideline-based treatment instructions at the point of discharge and lower 1-year mortality in Medicare patients after acute myocardial infarction: the American College of Cardiology's Guidelines Applied in Practice (GAP) initiative in Michigan. *Am Heart J* 2007;154(3):461-9. 17719291
44. Ho PM, Luther SA, Masoudi FA, et al. Inpatient and follow-up cardiology care and mortality for acute coronary syndrome patients in the Veterans Health Administration. *Am Heart J* 2007;154(3):489-94. 17719295
45. Kotowycz MA, Cosman TL, Tartaglia C, et al. Safety and feasibility of early hospital discharge in ST-segment elevation myocardial infarction--a prospective and randomized trial in low-risk primary percutaneous coronary intervention patients (the Safe-Depart Trial). *Am Heart J* 2010;159(1):117 e1-6. 20102876
46. Petrie KJ, Cameron LD, Ellis CJ, et al. Changing illness perceptions after myocardial infarction: an early intervention randomized controlled trial. *Psychosom Med* 2002;64(4):580-6. 12140347
47. Young W, Rewa G, Goodman SG, et al. Evaluation of a community-based inner-city disease management program for postmyocardial infarction patients: a randomized controlled trial. *CMAJ* 2003;169(9):905-10. 14581307
48. Mayou RA, Thompson DR, Clements A, et al. Guideline-based early rehabilitation after myocardial infarction. A pragmatic randomised controlled trial. *J Psychosom Res* 2002;52(2):89-95. 11832254
49. Lacey EA, Musgrave RJ, Freeman JV, et al. Psychological morbidity after myocardial infarction in an area of deprivation in the UK: evaluation of a self-help package. *Eur J Cardiovasc Nurs* 2004;3(3):219-24. 15350231
50. Bambauer KZ, Aupont O, Stone PH, et al. The effect of a telephone counseling intervention on self-rated health of cardiac patients. *Psychosom Med* 2005;67(4):539-45. 16046365
51. Costa e Silva R, Pellanda L, Portal V, et al. Transdisciplinary approach to the follow-up of patients after myocardial infarction. *Clinics (Sao Paulo)* 2008;63(4):489-96. 18719760
52. Gallagher R, McKinley S, Dracup K. Effects of a telephone counseling intervention on psychosocial adjustment in women following a cardiac event. *Heart Lung* 2003;32(2):79-87. 2003095558. Language: English. Entry Date: 20030718. Revision Date: 20091218. Publication Type: journal article
53. Hall JP, Wiseman VL, King MT, et al. Economic evaluation of a randomised trial of early return to normal activities versus cardiac rehabilitation after acute myocardial infarction. *Heart Lung Circ* 2002;11(1):10-8. 16352063
54. Kovoov P, Lee AK, Carrozzi F, et al. Return to full normal activities including work at two weeks after acute myocardial infarction. *Am J Cardiol* 2006;97(7):952-8. 16563893

55. Hanssen TA, Nordrehaug JE, Eide GE, et al. Improving outcomes after myocardial infarction: a randomized controlled trial evaluating effects of a telephone follow-up intervention. *Eur J Cardiovasc Prev Rehabil* 2007;14(3):429-37. 17568244
56. Hanssen TA, Nordrehaug JE, Eide GE, et al. Does a telephone follow-up intervention for patients discharged with acute myocardial infarction have long-term effects on health-related quality of life? A randomised controlled trial. *J Clin Nurs* 2009;18(9):1334-45. 19220616
57. Luszczyńska A. An implementation intentions intervention, the use of a planning strategy, and physical activity after myocardial infarction. *Soc Sci Med* 2006;62(4):900-8. 16095786
58. Oranta O, Luutonen S, Salokangas RK, et al. The outcomes of interpersonal counselling on depressive symptoms and distress after myocardial infarction. *Nord J Psychiatry* 2010;64(2):78-86. 19919291
59. Robertson KA, Kayhko K. Cost analysis of an intensive home follow-up program for first-time post-myocardial infarction patients and their families. *Dynamics* 2001;12(4):25-31. 11845484
60. Robertson K, Kayhko K, Kekki P. A supportive-education home follow-up programme for post MI patients. *Journal of Community Nursing* 2003;17(6):4. 2004038638. Language: English. Entry Date: 20040227. Revision Date: 20091218. Publication Type: journal article
61. Sinclair AJ, Conroy SP, Davies M, et al. Post-discharge home-based support for older cardiac patients: a randomised controlled trial. *Age Ageing* 2005;34(4):338-43. 15955757
62. Barlow JH, Turner AP, Gilchrist M. A randomised controlled trial of lay-led self-management for myocardial infarction patients who have completed cardiac rehabilitation. *Eur J Cardiovasc Nurs* 2009;8(4):293-301. 19261545

## Appendix E: List of Excluded Studies

All studies listed below were reviewed in their full-text version and excluded. Following each reference, in italics, is the reason for exclusion. Reasons for exclusion signify only the usefulness of the articles for this study and are not intended as criticisms of the articles.

Abbott KC, Bohem EM, Yuan CM, et al. Use of beta-blockers and aspirin after myocardial infarction by patient renal function in the Department of Defense health care system. *Am J Kidney Dis* 2006;47(4):593-603. *Exclude - not system-level transitional intervention*

Abdallah M, Karrowni W, Dakik HA. Utilization of glycoprotein IIb/IIIa inhibitors in non-ST-elevation acute myocardial infarction in a tertiary referral medical center in a developing country. *Int J Cardiol* 2007;114(2):282-3. *Exclude - not system-level transitional intervention*

Aben L, Busschbach JJ, Ponds RW, et al. Memory self-efficacy and psychosocial factors in stroke. *J Rehabil Med* 2008;40(8):681-3. *Exclude - not system-level transitional intervention*

Abete P, Ferrara N, Cacciatore F, et al. High level of physical activity preserves the cardioprotective effect of preinfarction angina in elderly patients. *J Am Coll Cardiol* 2001;38(5):1357-65. *Exclude - not system-level transitional intervention*

Abraham WT. Switching to evidence-based once-daily beta-blockers for improved adherence to medication across the continuum of post-myocardial infarction left ventricular dysfunction and heart failure. *Congest Heart Fail* 2008;14(5):272-80. *Exclude - not original peer-reviewed data*

Acevedo M, Sprecher DL, Lauer MS, et al. Routine statin treatment after acute coronary syndromes? *Am Heart J* 2002;143(6):940-2. *Exclude - not original peer-reviewed data*

Ada L, Dean CM, Hall JM, et al. A treadmill and overground walking program improves walking in persons residing in the community after stroke: a placebo-controlled, randomized trial. *Arch Phys Med Rehabil* 2003;84(10):1486-91. *Exclude - not system-level transitional intervention*

Ada L, Dean CM, Lindley R, et al. Improving community ambulation after stroke: the AMBULATE Trial. *BMC Neurol* 2009;9:8. *Exclude - not system-level transitional intervention*

Ada L, Dean CM, Morris ME, et al. Randomized trial of treadmill walking with body weight support to establish walking in subacute stroke: the MOBILISE trial. *Stroke* 2010;41(6):1237-42. *Exclude - not system-level transitional intervention*

Ada L, Foongchomcheay A. Efficacy of electrical stimulation in preventing or reducing subluxation of the shoulder after stroke: a meta-analysis. *Aust J Physiother* 2002;48(4):257-67. *Exclude - not system-level transitional intervention*

Adamczyk K, Lorencowicz R, Turowski K. Evaluation of motor efficiency with respect to self-care of neurological patients. *Ann Univ Mariae Curie Sklodowska Med* 2004;59(2):219-23. *Exclude - not system-level transitional intervention*

Adams HP, Jr., Leira EC, Torner JC, et al. Treating patients with 'wake-up' stroke: the experience of the AbESTT-II trial. *Stroke* 2008;39(12):3277-82. *Exclude - not system-level transitional intervention*

Adlbrecht C, Distelmaier K, Bonderman D, et al. Long-term outcome after thrombectomy in acute myocardial infarction. *Eur J Clin Invest* 2010;40(3):233-41. *Exclude - not system-level transitional intervention*

Adunsky A, Levenkron S, Fleissig Y, et al. In-hospital referral source and rehabilitation outcome of elderly stroke patients. *Aging (Milano)* 2001;13(6):430-6. *Exclude - not system-level transitional intervention*

Afolabi BA, Novaro GM, Pinski SL, et al. Use of the prehospital ECG improves door-to-balloon times in ST segment elevation myocardial infarction irrespective of time of day or day of week. *Emerg Med J* 2007;24(8):588-91. *Exclude - not system-level transitional intervention*

Agarwal P, Kumar S, Hariharan S, et al. Hyperdense middle cerebral artery sign: can it be used to select intra-arterial versus intravenous thrombolysis in acute ischemic stroke? *Cerebrovasc Dis* 2004;17(2-3):182-90. *Exclude - not system-level transitional intervention*

Agarwal V, McRae MP, Bhardwaj A, et al. A model to aid in the prediction of discharge location for stroke rehabilitation patients. *Arch Phys Med Rehabil* 2003;84(11):1703-9. *Exclude - not system-level transitional intervention*

Ahmed N, Wahlgren N, Brainin M, et al. Relationship of blood pressure, antihypertensive therapy, and outcome in ischemic stroke treated with intravenous thrombolysis: retrospective analysis from Safe Implementation of Thrombolysis in Stroke-International Stroke Thrombolysis Register (SITS-ISTR). *Stroke* 2009;40(7):2442-9. *Exclude - not system-level transitional intervention*

Ahmed R, Zuberi BF, Afsar S. Stroke scale score and early prediction of outcome after stroke. *J Coll Physicians Surg Pak* 2004;14(5):267-9. *Exclude - not system-level transitional intervention*

Ahrens J. Italian study concludes "home hospitalization" benefits stroke patients. *Caring* 2004;23(8):40-2; quiz 44-5. *Exclude - not original peer-reviewed data*

Albright KC, Raman R, Ernstrom K, et al. Can comprehensive stroke centers erase the 'weekend effect'? *Cerebrovasc Dis* 2009;27(2):107-13. *Exclude - not system-level transitional intervention*

Aldana SG, Whitmer WR, Greenlaw R, et al. Cardiovascular risk reductions associated with aggressive lifestyle modification and cardiac rehabilitation. *Heart Lung* 2003;32(6):374-82. *Exclude - not system-level transitional intervention*

Alexander H, Bugge C, Hagen S. What is the association between the different components of stroke rehabilitation and health outcomes? *Clin Rehabil* 2001;15(2):207-15. *Exclude - not system-level transitional intervention*

Allen K, Hazelett S, Jarjoura D, et al. Improving stroke outcomes: Implementation of a postdischarge care management model. *Journal of Clinical Outcomes Management* 2004;11(11):707-714. *Exclude - methods paper*

Allen KR, Hazelett SE, Palmer RR, et al. Developing a stroke unit using the acute care for elders intervention and model of care. *J Am Geriatr Soc* 2003;51(11):1660-7. *Exclude - not original peer-reviewed data*

Alter DA, Khaykin Y, Austin PC, et al. Processes and outcomes of care for diabetic acute myocardial infarction patients in Ontario: do physicians undertreat? *Diabetes Care* 2003;26(5):1427-34. *Exclude - not system-level transitional intervention*

Amar J, Chamontin B, Ferrieres J, et al. Hypertension control at hospital discharge after acute coronary event: influence on cardiovascular prognosis--the PREVENIR study. *Heart* 2002;88(6):587-91. *Exclude - not system-level transitional intervention*

Amato CP. Still going, growing.....Twenty-three years after a stroke. *Top Stroke Rehabil* 2005;12(4):61-7. *Exclude - insufficient detail/sample size*

Amin A. Improving the management of patients after myocardial infarction, from admission to discharge. *Clin Ther* 2006;28(10):1509-39. *Exclude - not system-level transitional intervention*

Amin AP, Mukhopadhyay E, Nathan S, et al. Association of medical noncompliance and long-term adverse outcomes, after myocardial infarction in a minority and uninsured population. *Transl Res* 2009;154(2):78-89. *Exclude - not original peer-reviewed data*

Anderson C, Ni Mhurchu C, Brown PM, et al. Stroke rehabilitation services to accelerate hospital discharge and provide home-based care: an overview and cost analysis. *Pharmacoeconomics* 2002;20(8):537-52. *Exclude - Systematic Review for background*

Andersson A, Levin LA, Oberg B, et al. Health care and social welfare costs in home-based and hospital-based rehabilitation after stroke. *Scand J Caring Sci* 2002;16(4):386-92. *Exclude - not system-level transitional intervention*

Anonymous. NRMI (National Registry of Myocardial Infarction) data impacts care on many different levels. *Healthc Benchmarks* 2002;9(3):27, 29-31. *Exclude - not original peer-reviewed data*

Anonymous. Services for reducing duration of hospital care for acute stroke patients. *Cochrane Database Syst Rev* 2002(1):CD000443. *Exclude - meta-analysis for background*

Anonymous. New research establishes importance of specialty care after discharge for an MI. *Dis Manag Advis* 2003;9(4):61-3, 50. *Exclude - not original peer-reviewed data*

Anonymous. Therapy-based rehabilitation services for stroke patients at home. *Cochrane Database Syst Rev* 2003(1):CD002925. *Exclude - Systematic Review for background*

Anonymous. The impact of standardized stroke orders on adherence to best practices. *Neurology* 2005;65(3):360-5. *Exclude - not system-level transitional intervention*

Anonymous. Services for reducing duration of hospital care for acute stroke patients. *Cochrane Database Syst Rev* 2005(2):CD000443. *Exclude - Systematic Review for background*

Anonymous. Assessing care of vulnerable elders-3 quality indicators. *J Am Geriatr Soc* 2007;55 Suppl 2:S464-87. *Exclude - not original peer-reviewed data*

Appelros P, Nydevik I, Terent A. Living setting and utilisation of ADL assistance one year after a stroke with special reference to gender differences. *Disabil Rehabil* 2006;28(1):43-9. *Exclude - not system-level transitional intervention*

Aprile I, Di Stasio E, Romitelli F, et al. Effects of rehabilitation on quality of life in patients with chronic stroke. *Brain Inj* 2008;22(6):451-6. *Exclude - not original peer-reviewed data*

Arif H, Aijaz B, Islam M, et al. Drug compliance after stroke and myocardial infarction: a comparative study. *Neurol India* 2007;55(2):130-5. *Exclude - not original peer-reviewed data*

Aronow HD, Topol EJ, Roe MT, et al. Effect of lipid-lowering therapy on early mortality after acute coronary syndromes: an observational study. *Lancet* 2001;357(9262):1063-8. *Exclude - not system-level transitional intervention*

Astin F, Atkin K, Darr A. Family support and cardiac rehabilitation: a comparative study of the experiences of South Asian and White-European patients and their carer's living in the United Kingdom. *Eur J Cardiovasc Nurs* 2008;7(1):43-51. *Exclude - insufficient detail/sample size*

Austin PC, Mamdani MM, Juurlink DN, et al. Missed opportunities in the secondary prevention of myocardial infarction: an assessment of the effects of statin underprescribing on mortality. *Am Heart J* 2006;151(5):969-75. *Exclude - not system-level transitional intervention*

Austin PC, Tu JV, Ko DT, et al. Factors associated with the use of evidence-based therapies after discharge among elderly patients with myocardial infarction. *CMAJ* 2008;179(9):901-8. *Exclude - not system-level transitional intervention*

Ayanian JZ, Landrum MB, Guadagnoli E, et al. Specialty of ambulatory care physicians and mortality among elderly patients after myocardial infarction. *N Engl J Med* 2002;347(21):1678-86. *Exclude - not system-level transitional intervention*

Bagg SD, Pombo AP, Hopman WM. Toward benchmarks for stroke rehabilitation in Ontario, Canada. *Am J Phys Med Rehabil* 2006;85(12):971-6. *Exclude - not system-level transitional intervention*

Bailey TC, Noirot LA, Blickensderfer A, et al. An intervention to improve secondary prevention of coronary heart disease. *Arch Intern Med* 2007;167(6):586-90. *Exclude - no outcomes of interest*

Baillargeon JP, Lepage S, Larrivee L, et al. Intensive surveillance and treatment of dyslipidemia in the postinfarct patient: evaluation of a nurse-oriented management approach. *Can J Cardiol* 2001;17(2):169-75. *Exclude - not stroke/MI*

Barth J, Critchley J, Bengel J. Psychosocial interventions for smoking cessation in patients with coronary heart disease. *Cochrane Database Syst Rev* 2008(1):CD006886. *Exclude - not original peer-reviewed data*

Batchelor FA, Hill KD, Mackintosh SF, et al. The FLASSH study: protocol for a randomised controlled trial evaluating falls prevention after stroke and two sub-studies. *BMC Neurol* 2009;9:14. *Exclude - not original peer-reviewed data*

Bates B, Choi JY, Duncan PW, et al. Veterans Affairs/Department of Defense Clinical Practice Guideline for the Management of Adult Stroke Rehabilitation Care: executive summary. *Stroke* 2005;36(9):2049-56. *Exclude - not system-level transitional intervention*

Bates BE, Stineman MG. Outcome indicators for stroke: application of an algorithm treatment across the continuum of postacute rehabilitation services. *Arch Phys Med Rehabil* 2000;81(11):1468-78. *Exclude - not system-level transitional intervention*

Battersby M, Hoffmann S, Cadilhac D, et al. 'Getting your life back on track after stroke': a Phase II multi-centered, single-blind, randomized, controlled trial of the Stroke Self-Management Program vs. the Stanford Chronic Condition Self-Management Program or standard care in stroke survivors. *Int J Stroke* 2009;4(2):137-44. *Exclude - insufficient detail/sample size*

Beck CA, Lauzon C, Eisenberg MJ, et al. Discharge prescriptions following admission for acute myocardial infarction at tertiary care and community hospitals in Quebec. *Can J Cardiol* 2001;17(1):33-40. *Exclude - not system-level transitional intervention*

Bernhardt J, Dewey H, Collier J, et al. A Very Early Rehabilitation Trial (AVERT). *Int J Stroke* 2006;1(3):169-71. *Exclude - insufficient detail/sample size*

Bernhardt J, Dewey H, Thrift A, et al. A very early rehabilitation trial for stroke (AVERT): phase II safety and feasibility. *Stroke* 2008;39(2):390-6. *Exclude - not system-level transitional intervention*

Bernhardt J, Thuy MN, Collier JM, et al. Very early versus delayed mobilisation after stroke. *Cochrane Database Syst Rev* 2009(1):CD006187. *Exclude - not system-level transitional intervention*

Bestul MB, McCollum M, Stringer KA, et al. Impact of a critical pathway on acute myocardial infarction quality indicators. *Pharmacotherapy* 2004;24(2):173-8. *Exclude - not system-level transitional intervention*

Bhandari VK, Kushel M, Price L, et al. Racial disparities in outcomes of inpatient stroke rehabilitation. *Arch Phys Med Rehabil* 2005;86(11):2081-6. *Exclude - not system-level transitional intervention*

Birnie DH, Cobbe SM. Risk of sudden death after discharge following myocardial infarction. *Eur Heart J* 2001;22(14):1153-5. *Exclude - not system-level transitional intervention*

Bisaillon S, Kelloway L, LeBlanc K, et al. Best practices in stroke care. *Can Nurse* 2005;101(8):25-9. *Exclude - not system-level transitional intervention*

Biviano AB, Rabbani LE, Paultre F, et al. Usefulness of an acute coronary syndrome pathway to improve adherence to secondary prevention guidelines. *Am J Cardiol* 2003;91(10):1248-50. *Exclude - not system-level transitional intervention*

Bjorkdahl A, Nilsson AL, Grimby G, et al. Does a short period of rehabilitation in the home setting facilitate functioning after stroke? A randomized controlled trial. *Clin Rehabil* 2006;20(12):1038-49. *Exclude - not system-level transitional intervention*

Bjorkdahl A, Nilsson AL, Sunnerhagen KS. Can rehabilitation in the home setting reduce the burden of care for the next-of-kin of stroke victims? *J Rehabil Med* 2007;39(1):27-32. *Exclude - not system-level transitional intervention*

Bjorkdahl A, Sunnerhagen KS. Process skill rather than motor skill seems to be a predictor of costs for rehabilitation after a stroke in working age; a longitudinal study with a 1 year follow up post discharge. *BMC Health Serv Res* 2007;7:209. *Exclude - not system-level transitional intervention*

Black-Schaffer RM, Winston C. Age and functional outcome after stroke. *Top Stroke Rehabil* 2004;11(2):23-32. *Exclude - not system-level transitional intervention*

Blight A, Pereira AC, Brown MM. A single consultation cerebrovascular disease clinic is cost effective in the management of transient ischaemic attack and minor stroke. *J R Coll Physicians Lond* 2000;34(5):452-5. *Exclude - not system-level transitional intervention*

Blumenthal JA, Babyak MA, Carney RM, et al. Exercise, depression, and mortality after myocardial infarction in the ENRICH trial. *Med Sci Sports Exerc* 2004;36(5):746-55. *Exclude - not system-level transitional intervention*

Blustein J, Valentine M, Mead H, et al. Race/Ethnicity and patient confidence to self-manage cardiovascular disease. *Med Care* 2008;46(9):924-9. *Exclude - not system-level transitional intervention*

Bohannon RW, Lee N. Association of physical functioning with same-hospital readmission after stroke. *Am J Phys Med Rehabil* 2004;83(6):434-8. *Exclude - not system-level transitional intervention*

Bonetti D, Johnston M. Perceived control predicting the recovery of individual-specific walking behaviours following stroke: testing psychological models and constructs. *Br J Health Psychol* 2008;13(Pt 3):463-78. *Exclude - not system-level transitional intervention*

Bosch M, Faber MJ, Cruijsberg J, et al. Review article: Effectiveness of patient care teams and the role of clinical expertise and coordination: A literature review. *Med Care Res Rev* 2009;66(6 SUPPL.):5S-35S. *Exclude - not system-level transitional intervention*

Boter H, Rinkel GJ, de Haan RJ. Outreach nurse support after stroke: a descriptive study on patients' and carers' needs, and applied nursing interventions. *Clin Rehabil* 2004;18(2):156-63. *Exclude - not system-level transitional intervention*

Boudrez H, De Backer G. Recent findings on return to work after an acute myocardial infarction or coronary artery bypass grafting. *Acta Cardiol* 2000;55(6):341-9. *Exclude - not system-level transitional intervention*

Bowen A, Knapp P, Hoffman A, et al. Psychological services for people with stroke: compliance with the U.K. National Clinical Guidelines. *Clin Rehabil* 2005;19(3):323-30. *Exclude - not system-level transitional intervention*

Bowker TJ, Turner RM, Wood DA, et al. A national Survey of Acute Myocardial Infarction and Ischaemia (SAMII) in the U.K.: characteristics, management and in-hospital outcome in women compared to men in patients under 70 years. *Eur Heart J* 2000;21(17):1458-63. *Exclude - not system-level transitional intervention*

Boysen G, Krarup LH, Zeng X, et al. ExStroke Pilot Trial of the effect of repeated instructions to improve physical activity after ischaemic stroke: a multinational randomised controlled clinical trial. *BMJ* 2009;339:b2810. *Exclude - not system-level transitional intervention*

Bradley EH, Holmboe ES, Wang Y, et al. What are hospitals doing to increase beta-blocker use? *Jt Comm J Qual Saf* 2003;29(8):409-15. *Exclude - not system-level transitional intervention*

Brainin M, Olsen TS, Chamorro A, et al. Organization of stroke care: education, referral, emergency management and imaging, stroke units and rehabilitation. *European Stroke Initiative. Cerebrovasc Dis* 2004;17 Suppl 2:1-14. *Exclude - not original peer-reviewed data*

Brajkovic L, Godan A, Godan L. Quality of life after stroke in old age: comparison of persons living in nursing home and those living in their own home. *Croat Med J* 2009;50(2):182-8. *Exclude - not system-level transitional intervention*



Bramlage P, Messer C, Bitterlich N, et al. The effect of optimal medical therapy on 1-year mortality after acute myocardial infarction. *Heart* 2010;96(8):604-9. *Exclude - not system-level transitional intervention*

Branca G, Capodanno D, Capranzano P, et al. Early discharge in acute myocardial infarction after clinical and angiographic risk assessment. *J Cardiovasc Med (Hagerstown)* 2008;9(8):858-61. *Exclude - not system-level transitional intervention*

Briffa TG, Eckermann SD, Griffiths AD, et al. Cost-effectiveness of rehabilitation after an acute coronary event: a randomised controlled trial. *Med J Aust* 2005;183(9):450-5. *Exclude - not system-level transitional intervention*

Broadbent E, Ellis CJ, Thomas J, et al. Further development of an illness perception intervention for myocardial infarction patients: a randomized controlled trial. *J Psychosom Res* 2009;67(1):17-23. *Exclude - not system-level transitional intervention*

Brock KA, Vale SJ, Cotton SM. The effect of the introduction of a case-mix-based funding model of rehabilitation for severe stroke: an Australian experience. *Arch Phys Med Rehabil* 2007;88(7):827-32. *Exclude - not system-level transitional intervention*

Bronskill SE, Normand SL, McNeil BJ. Post-acute service use following acute myocardial infarction in the elderly. *Health Care Financ Rev* 2002;24(2):77-93. *Exclude - insufficient detail/sample size*

Brownstein JN, Bone LR, Dennison CR, et al. Community health workers as interventionists in the prevention and control of heart disease and stroke. *Am J Prev Med* 2005;29(5 Suppl 1):128-33. *Exclude - not original peer-reviewed data*

Bugnicourt JM, Chillon JM, Canaple S, et al. Stroke secondary prevention and blood pressure reduction: an observational study of the use of PROGRESS therapy. *Fundam Clin Pharmacol* 2008;22(2):217-22. *Exclude - not system-level transitional intervention*

Buntin MB, Colla CH, Escarce JJ. Effects of payment changes on trends in post-acute care. *Health Serv Res* 2009;44(4):1188-210. *Exclude - not system-level transitional intervention*

Buntin MB, Garten AD, Paddock S, et al. How much is postacute care use affected by its availability? *Health Serv Res* 2005;40(2):413-34. *Exclude - not system-level transitional intervention*

Butler J, Arbogast PG, BeLue R, et al. Outpatient adherence to beta-blocker therapy after acute myocardial infarction. *J Am Coll Cardiol* 2002;40(9):1589-95. *Exclude - not system-level transitional intervention*

Butler J, Speroff T, Arbogast PG, et al. Improved compliance with quality measures at hospital discharge with a computerized physician order entry system. *Am Heart J* 2006;151(3):643-53. *Exclude - not system-level transitional intervention*

Campos TF, Galvao Silveira AB, Miranda Barroso MT. Regularity of daily activities in stroke. *Chronobiol Int* 2008;25(4):611-24. *Exclude - not system-level transitional intervention*

Carlsson E, Ehnfors M, Ehrenberg A. Multidisciplinary recording and continuity of care for stroke patients with eating difficulties. *J Interprof Care* 2010;24(3):298-310. *Exclude - no acceptable comparator*

Carroll DL, Rankin SH. Comparing interventions in older unpartnered adults after myocardial infarction. *Eur J Cardiovasc Nurs* 2006;5(1):83-9. *Exclude - not system-level transitional intervention*

Carroll DL, Rankin SH, Cooper BA. The effects of a collaborative peer advisor/advanced practice nurse intervention: cardiac rehabilitation participation and rehospitalization in older adults after a cardiac event. *J Cardiovasc Nurs* 2007;22(4):313-9. *Exclude - not system-level transitional intervention*

Carswell JL, Beard KA, Chevrette MM, et al. Tracking trends in secondary stroke prevention strategies. *Ann Pharmacother* 2004;38(2):215-9. *Exclude - not system-level transitional intervention*

Censullo J, Chiu D. Comprehensive stroke center quality metrics. *Crit Pathw Cardiol* 2008;7(3):178-84. *Exclude - not system-level transitional intervention*

Chan L, Wang H, Terdiman J, et al. Disparities in outpatient and home health service utilization following stroke: results of a 9-year cohort study in Northern California. *PM R* 2009;1(11):997-1003. *Exclude - not system-level transitional intervention*

Chan ML. Description of a return-to-work occupational therapy programme for stroke rehabilitation in Singapore. *Occup Ther Int* 2008;15(2):87-99. *Exclude - insufficient detail/sample size*

Chan V, Cooke CE. Pharmacotherapy after myocardial infarction: disease management versus usual care. *Am J Manag Care* 2008;14(6):352-8. *Exclude - not system-level transitional intervention*

Chapman M. The technological edge. *Med Device Technol* 2002;13(10):21-2. *Exclude - insufficient detail/sample size*

Cheng EM, Birbeck G, Vickrey B. VA Stroke Study: neurologist care is associated with increased testing but improved outcomes. *Neurology* 2004;62(10):1914; author reply 1914-5. *Exclude - insufficient detail/sample size*

Cheung CM, Tsoi TH, Hon SF, et al. Outcomes after first-ever stroke. *Hong Kong Med J* 2007;13(2):95-9. *Exclude - not system-level transitional intervention*

Chew DP, Huynh LT, Liew D, et al. Potential survival gains in the treatment of myocardial infarction. *Heart* 2009;95(22):1844-50. *Exclude - not system-level transitional intervention*

Chiantera A, Scalvini S, Pulignano G, et al. Role of telecardiology in the assessment of angina in patients with recent acute coronary syndrome. *J Telemed Telecare* 2005;11 Suppl 1:93-4. *Exclude - no system-level transitional intervention*

Chien MY, Tsai MW, Wu YT. Does cardiac rehabilitation improve quality of life for a man with coronary artery disease who received percutaneous transluminal coronary angioplasty with insertion of a stent? *Phys Ther* 2006;86(12):1703-10. *Exclude - not system-level transitional intervention*

Chiu A, Shen Q, Cheuk G, et al. Establishment of a stroke unit in a district hospital: review of experience. *Intern Med J* 2007;37(2):73-8. *Exclude - not system-level transitional intervention*

Chiu CC, Wu SS, Lee PY, et al. Control of modifiable risk factors in ischemic stroke outpatients by pharmacist intervention: an equal allocation stratified randomized study. *J Clin Pharm Ther* 2008;33(5):529-35. *Exclude - not system-level transitional intervention*

Chiu L, Shyu WC, Liu YH. Comparisons of the cost-effectiveness among hospital chronic care, nursing home placement, home nursing care and family care for severe stroke patients. *J Adv Nurs* 2001;33(3):380-6. *Exclude - not system-level transitional intervention*

Choo J, Burke LE, Pyo Hong K. Improved quality of life with cardiac rehabilitation for post-myocardial infarction patients in Korea. *Eur J Cardiovasc Nurs* 2007;6(3):166-71. *Exclude - not system-level transitional intervention*

Choudhry NK, Brennan T, Toscano M, et al. Rationale and design of the Post-MI FREEE trial: a randomized evaluation of first-dollar drug coverage for post-myocardial infarction secondary preventive therapies. *Am Heart J* 2008;156(1):31-6. *Exclude - not system-level transitional intervention*

Choudhry NK, Setoguchi S, Levin R, et al. Trends in adherence to secondary prevention medications in elderly post-myocardial infarction patients. *Pharmacoepidemiol Drug Saf* 2008;17(12):1189-96. *Exclude - insufficient detail/sample size*

Chuang KY, Wu SC, Dai YT, et al. Post-hospital care of stroke patients in Taipei: use of services and policy implications. *Health Policy* 2007;82(1):28-36. *Exclude - not system-level transitional intervention*

Chuang KY, Wu SC, Ma AH, et al. Identifying factors associated with hospital readmissions among stroke patients in Taipei. *J Nurs Res* 2005;13(2):117-28. *Exclude - not system-level transitional intervention*

Chuang KY, Wu SC, Yeh MC, et al. Exploring the associations between long-term care and mortality rates among stroke patients. *J Nurs Res* 2005;13(1):66-74. *Exclude - not system-level transitional intervention*

Claesson L, Gosman-Hedstrom G, Fagerberg B, et al. Hospital re-admissions in relation to acute stroke unit care versus conventional care in elderly patients the first year after stroke: the Goteborg 70+ Stroke study. *Age Ageing* 2003;32(1):109-13. *Exclude - not system-level transitional intervention*

Cobb SL, Brown DJ, Davis LL. Effective interventions for lifestyle change after myocardial infarction or coronary artery revascularization. *J Am Acad Nurse Pract* 2006;18(1):31-9. *Exclude - systematic review for background*

Cohen MG, Fonarow GC, Peterson ED, et al. Racial and ethnic differences in the treatment of acute myocardial infarction: findings from the Get With the Guidelines-Coronary Artery Disease program. *Circulation* 2010;121(21):2294-301. *Exclude - not system-level transitional intervention*

Colivicchi F, Bassi A, Santini M, et al. Discontinuation of statin therapy and clinical outcome after ischemic stroke. *Stroke* 2007;38(10):2652-7. *Exclude - not system-level transitional intervention*

Conaglen P, Sebastian C, Jayaraman C, et al. Management of unstable angina and non-ST-elevation myocardial infarction: do cardiologists do it better? A comparison of secondary and tertiary centre management in New Zealand. *N Z Med J* 2004;117(1194):U890. *Exclude - not system-level transitional intervention*

Cook C, Stickley L, Ramey K, et al. A variables associated with occupational and physical therapy stroke rehabilitation utilization and outcomes. *J Allied Health* 2005;34(1):3-10. *Exclude - not system-level transitional intervention*

Cortes O, Arthur HM. Determinants of referral to cardiac rehabilitation programs in patients with coronary artery disease: a systematic review. *Am Heart J* 2006;151(2):249-56. *Exclude - not system-level transitional intervention*

Cottin Y, Cambou JP, Casillas JM, et al. Specific profile and referral bias of rehabilitated patients after an acute coronary syndrome. *J Cardiopulm Rehabil* 2004;24(1):38-44. *Exclude - not system-level transitional intervention*

Coyle MK. Over time: reflections after a myocardial infarction. *Holist Nurs Pract* 2009;23(1):49-56. *Exclude - not system-level transitional intervention*

Craciun L, Avram A, Iurciuc S, et al. Smoking prevalence in coronary patients from EuroAspire III Romania. *Pneumologia* 2009;58(3):190-4. *Exclude - not system-level transitional intervention*

Cramer SC. The VECTORS study: When too much of a good thing is harmful. *Neurology* 2009;73(3):170-1. *Exclude - insufficient detail/sample size*

Crawford VL, Dinsmore JG, Stout RW, et al. Stroke presentation and hospital management: comparison of neighboring healthcare systems with differing health policies. *Stroke* 2009;40(6):2143-8. *Exclude - not system-level transitional intervention*

Crotty M, Giles LC, Halbert J, et al. Home versus day rehabilitation: a randomised controlled trial. *Age Ageing* 2008;37(6):628-33. *Exclude - not system-level transitional intervention*

Crowe C. Development and implementation of a 'nurse run' post acute stroke clinic. *Aust Nurs J* 2009;16(8):28-31. *Exclude - no acceptable comparator*

Crowther MR, Scogin F, Johnson Norton M. Treating the aged in rural communities: the application of cognitive-behavioral therapy for depression. *J Clin Psychol* 2010;66(5):502-12. *Exclude - insufficient detail/sample size*

Culler SD, Schieb L, Casper M, et al. Is there an association between quality of in-hospital cardiac care and proportion of low-income patients? *Med Care* 2010;48(3):273-8. *Exclude - not system-level transitional intervention*

Dai YT, Chang Y, Hsieh CY, et al. Effectiveness of a pilot project of discharge planning in Taiwan. *Res Nurs Health* 2003;26(1):53-63. *Exclude - no outcomes of interest*

Dalal HM, Evans PH, Campbell JL, et al. Home-based versus hospital-based rehabilitation after myocardial infarction: A randomized trial with preference arms--Cornwall Heart Attack Rehabilitation Management Study (CHARMS). *Int J Cardiol* 2007;119(2):202-11. *Exclude - not system-level transitional intervention*

Daly J, Sindone AP, Thompson DR, et al. Barriers to participation in and adherence to cardiac rehabilitation programs: a critical literature review. *Prog Cardiovasc Nurs* 2002;17(1):8-17. *Exclude - not system-level transitional intervention*

Daugherty SL, Ho PM, Spertus JA, et al. Association of early follow-up after acute myocardial infarction with higher rates of medication use. *Arch Intern Med* 2008;168(5):485-91; discussion 492. *Exclude - not system-level transitional intervention*

Dawood N, Vaccarino V, Reid KJ, et al. Predictors of smoking cessation after a myocardial infarction: the role of institutional smoking cessation programs in improving success. *Arch Intern Med* 2008;168(18):1961-7. *Exclude - not system-level transitional intervention*

de Gevigny G, Cao D, Macfadden E, et al. Do differences in baseline characteristics or in management account for the poorer in-hospital and subsequent outcome after myocardial infarction in diabetics? Data from a large unselected cohort. *Acta Cardiol* 2002;57(3):187-96. *Exclude - not system-level transitional intervention*

de Koning JS, Klazinga NS, Koudstaal PJ, et al. Quality of care in stroke prevention: results of an audit study among general practitioners. *Prev Med* 2004;38(2):129-36. *Exclude - not system-level transitional intervention*

De Luca G, de Boer MJ, Ottervanger JP, et al. Impact of beta-blocker therapy at discharge on long-term mortality after primary angioplasty for ST-segment elevation myocardial infarction. *Am J Cardiol* 2005;96(6):806-9. *Exclude - not system-level transitional intervention*

De Luca G, Suryapranata H, Ottervanger JP, et al. Impact of statin therapy at discharge on 1-year mortality in patients with ST-segment elevation myocardial infarction treated with primary angioplasty. *Atherosclerosis* 2006;189(1):186-92. *Exclude - not system-level transitional intervention*

De Luca G, Suryapranata H, van 't Hof AW, et al. Prognostic assessment of patients with acute myocardial infarction treated with primary angioplasty: implications for early discharge. *Circulation* 2004;109(22):2737-43. *Exclude - not system-level transitional intervention*

De Silva DA, Wong TY, Chang HM, et al. Is routine retinal examination useful in patients with acute ischemic stroke? *Stroke* 2008;39(4):1352-4. *Exclude - not system-level transitional intervention*

Degli Esposti L, Di Martino M, Saragoni S, et al. Pharmacoutilization of statin therapy after acute myocardial infarction. A real practice analysis based on administrative data. *Ital Heart J* 2004;5(2):120-6. *Exclude - not system-level transitional intervention*

Demain S, Wiles R, Roberts L, et al. Recovery plateau following stroke: fact or fiction? *Disabil Rehabil* 2006;28(13-14):815-21. *Exclude - not system-level transitional intervention*

Deplanque D, Leys D, Parnetti L, et al. Secondary prevention of stroke in patients with atrial fibrillation: factors influencing the prescription of oral anticoagulation at discharge. *Cerebrovasc Dis* 2006;21(5-6):372-9. *Exclude - not system-level transitional intervention*

Detry JR, Vierendeel IA, Vanbutsele RJ, et al. Early short-term intensive cardiac rehabilitation induces positive results as long as one year after the acute coronary event: a prospective one-year controlled study. *J Cardiovasc Risk* 2001;8(6):355-61. *Exclude - not system-level transitional intervention*

Devlin G, Anderson FA, Heald S, et al. Management and outcomes of lower risk patients presenting with acute coronary syndromes in a multinational observational registry. *Heart* 2005;91(11):1394-9. *Exclude - not system-level transitional intervention*

Di Matteo M, Anderson C, Ratnasabapathy Y, et al. The Acute Stroke Unit at Middlemore Hospital: an evaluation in its first year of operation. *N Z Med J* 2004;117(1190):U798. *Exclude - not system-level transitional intervention*

Diamond PT. Rehabilitative management of post-stroke visuospatial inattention. *Disabil Rehabil* 2001;23(10):407-12. *Exclude - not system-level transitional intervention*

Dickstein R. Rehabilitation of gait speed after stroke: a critical review of intervention approaches. *Neurorehabil Neural Repair* 2008;22(6):649-60. *Exclude - not system-level transitional intervention*

Diserens K, Michel P, Bogousslavsky J. Early mobilisation after stroke: Review of the literature. *Cerebrovasc Dis* 2006;22(2-3):183-90. *Exclude - not original peer-reviewed data*

Domes T, Szafran O, Bilous C, et al. Acute myocardial infarction: quality of care in rural Alberta. *Can Fam Physician* 2006;52:68-9. *Exclude - not system-level transitional intervention*

Donohue MA. Best-practice protocols: evidence-based care for acute myocardial infarction. *Nurs Manage* 2005;36(8):23-4, 26-7. *Exclude - not system-level transitional intervention*

Donovan K, Lord SE, McNaughton HK, et al. Mobility beyond the clinic: the effect of environment on gait and its measurement in community-ambulant stroke survivors. *Clin Rehabil* 2008;22(6):556-63. *Exclude - not system-level transitional intervention*

Dorn J, Naughton J, Imamura D, et al. Correlates of compliance in a randomized exercise trial in myocardial infarction patients. *Med Sci Sports Exerc* 2001;33(7):1081-9. *Exclude - no acceptable comparator*

Dorsch MF, Lawrance RA, Sapsford RJ, et al. An evaluation of the relationship between specialist training in cardiology and implementation of evidence-based care of patients following acute myocardial infarction. *Int J Cardiol* 2004;96(3):335-40. *Exclude - not system-level transitional intervention*

Doshi VS, Say JH, Young SH, et al. Complications in stroke patients: a study carried out at the Rehabilitation Medicine Service, Changi General Hospital. *Singapore Med J* 2003;44(12):643-52. *Exclude - not system-level transitional intervention*

Doughty M, Mehta R, Bruckman D, et al. Acute myocardial infarction in the young--The University of Michigan experience. *Am Heart J* 2002;143(1):56-62. *Exclude - not system-level transitional intervention*

Drummond AE, Pearson B, Lincoln NB, et al. Ten year follow-up of a randomised controlled trial of care in a stroke rehabilitation unit. *BMJ* 2005;331(7515):491-2. *Exclude - not system-level transitional intervention*

Duits A, Munnecom T, van Heugten C, et al. Cognitive complaints in the early phase after stroke are not indicative of cognitive impairment. *J Neurol Neurosurg Psychiatry* 2008;79(2):143-6. *Exclude - not system-level transitional intervention*

Duncan PW, Horner RD, Reker DM, et al. Adherence to postacute rehabilitation guidelines is associated with functional recovery in stroke. *Stroke* 2002;33(1):167-77. *Exclude - not system-level transitional intervention*

Dunlay SM, Witt BJ, Allison TG, et al. Barriers to participation in cardiac rehabilitation. *Am Heart J* 2009;158(5):852-9. *Exclude - not system-level transitional intervention*

Dziewierz A, Siudak Z, Rakowski T, et al. Prognostic significance of new onset atrial fibrillation in acute coronary syndrome patients treated conservatively. *Cardiol J* 2010;17(1):57-64. *Exclude - not system-level transitional intervention*

Eagle KA, Kline-Rogers E, Goodman SG, et al. Adherence to evidence-based therapies after discharge for acute coronary syndromes: an ongoing prospective, observational study. *Am J Med* 2004;117(2):73-81. *Exclude - not system-level transitional intervention*

Echeverry D, Dike M, Jovanovic L, et al. Efforts to improve subsequent treatment of cardiovascular risk factors in older patients with diabetes hospitalized for a cardiac event. *Am J Manag Care* 2005;11(12):758-64. *Exclude - no outcomes of interest*

Economides Munoz C, Singh BN. Antithrombotic therapies for stroke prevention in atrial fibrillation. *Minerva Cardioangiol* 2004;52(2):125-39. *Exclude - not system-level transitional intervention*

Edwards SG, Thompson AJ, Playford ED. Integrated care pathways: disease-specific or process-specific? *Clin Med* 2004;4(2):132-5. *Exclude - insufficient detail/sample size*

Ekstam L, Uppgard B, von Koch L, et al. Functioning in everyday life after stroke: a longitudinal study of elderly people receiving rehabilitation at home. *Scand J Caring Sci* 2007;21(4):434-46. *Exclude - not system-level transitional intervention*

Ekstrand E, Ringsberg KA, Pessah-Rasmussen H. The physiotherapy clinical outcome variables scale predicts length of hospital stay, discharge destination and future home facility in the acute comprehensive stroke unit. *J Rehabil Med* 2008;40(7):524-8. *Exclude - not system-level transitional intervention*

Eldar R, Ring H, Tshuwa M, et al. Quality of care for urinary incontinence in a rehabilitation setting for patients with stroke. Simultaneous monitoring of process and outcome. *Int J Qual Health Care* 2001;13(1):57-61. *Exclude - not system-level transitional intervention*

Ellerbeck EF, Bhimaraj A, Hall S. Impact of organizational infrastructure on beta-blocker and aspirin therapy for acute myocardial infarction. *Am Heart J* 2006;152(3):579-84. *Exclude - not system-level transitional intervention*

Ellis C, Breland HL, Egede LE. Racial/ethnic differences in utilization of post-stroke rehabilitation services: a systematic review. *Ethn Dis* 2008;18(3):365-72. *Exclude - not original peer-reviewed data*

Ellis G, Mant J, Langhorne P, et al. Stroke liaison workers for stroke patients and carers: an individual patient data meta-analysis. *Cochrane Database Syst Rev* 2010;5:CD005066. *Exclude - not original peer-reviewed data*

English C, Hillier SL. Circuit class therapy for improving mobility after stroke. *Cochrane Database Syst Rev* 2010(7):CD007513. *FTExcl - not system-level transitional intervention*

Excoffier S, De Gevigney G, Ecochard R, et al. Treatment at discharge after myocardial infarction in 2,102 patients. The PRIMA study. *Prise en charge de l'Infarctus du Myocarde Aigu. Acta Cardiol* 2001;56(1):17-26. *Exclude - not system-level transitional intervention*

Fagerberg B, Claesson L, Gosman-Hedstrom G, et al. Effect of acute stroke unit care integrated with care continuum versus conventional treatment: A randomized 1-year study of elderly patients: the Goteborg 70+ Stroke Study. *Stroke* 2000;31(11):2578-84. *Exclude - not system-level transitional intervention*

Fan CW, Farrelly E, Murphy S. Acute stroke care in an Irish general hospital. *Ir Med J* 2005;98(1):11-2. *Exclude - not system-level transitional intervention*

Fearnley D, McLean J, Wilkins G, et al. Audit of a collaborative care model suggests patients with acute myocardial infarction are not disadvantaged by treatment in a rural hospital. *N Z Med J* 2002;115(1165):U239. *Exclude - not system-level transitional intervention*

Fernandes AW, Madhavan SS, Amonkar MM, et al. Outcomes of inappropriate prescribing of beta-blockers after an acute myocardial infarction in a Medicaid population. *Ann Pharmacother* 2005;39(9):1416-22. *Exclude - not system-level transitional intervention*

Ferrieres J, Bataille V, Leclercq F, et al. Patterns of statin prescription in acute myocardial infarction: the French registry of Acute ST-elevation or non-ST-elevation Myocardial Infarction (FAST-MI). *Atherosclerosis* 2009;204(2):491-6. *Exclude - not system-level transitional intervention*

Ferriero G, Franchignoni F, Benevolo E, et al. The influence of comorbidities and complications on discharge function in stroke rehabilitation inpatients. *Eura Medicophys* 2006;42(2):91-6. *Exclude - not system-level transitional intervention*

Feuerstadt P, Chai A, Kligfield P. Submaximal effort tolerance as a predictor of all-cause mortality in patients undergoing cardiac rehabilitation. *Clin Cardiol* 2007;30(5):234-8. *Exclude - not system-level transitional intervention*

Fiellin DA, O'Connor PG, Wang Y, et al. Quality of care for acute myocardial infarction in elderly patients with alcohol-related diagnoses. *Alcohol Clin Exp Res* 2006;30(1):70-5. *Exclude - not system-level transitional intervention*

Filippi A, D'Ambrosio G, Giustini SE, et al. Pharmacological treatment after acute myocardial infarction from 2001 to 2006: a survey in Italian primary care. *J Cardiovasc Med (Hagerstown)* 2009;10(9):714-8. *Exclude - not system-level transitional intervention*

Foley N, Salter K, Teasell R. Specialized stroke services: a meta-analysis comparing three models of care. *Cerebrovasc Dis* 2007;23(2-3):194-202. *Exclude - not original peer-reviewed data*

Fonarow GC. Hospital protocols and evidence-based therapies: the importance of integrating aldosterone blockade into the management of patients with post-acute myocardial infarction heart failure. *Clin Cardiol* 2006;29(1):4-8. *Exclude - not original peer-reviewed data*

Fonarow GC, French WJ, Parsons LS, et al. Use of lipid-lowering medications at discharge in patients with acute myocardial infarction: data from the National Registry of Myocardial Infarction 3. *Circulation* 2001;103(1):38-44. *Exclude - not original peer-reviewed data*



Foo K, Cooper J, Deaner A, et al. A single serum glucose measurement predicts adverse outcomes across the whole range of acute coronary syndromes. *Heart* 2003;89(5):512-6. *Exclude - not system-level transitional intervention*

Forster A, Young J, Green J, et al. Structured re-assessment system at 6 months after a disabling stroke: a randomised controlled trial with resource use and cost study. *Age Ageing* 2009;38(5):576-83. *Exclude - not system-level transitional intervention*

Frank M, Conzelmann M, Engelter S. Prediction of discharge destination after neurological rehabilitation in stroke patients. *Eur Neurol* 2010;63(4):227-33. *Exclude - not system-level transitional intervention*

Fransen M, Anderson C, Chalmers J, et al. Effects of a perindopril-based blood pressure-lowering regimen on disability and dependency in 6105 patients with cerebrovascular disease: a randomized controlled trial. *Stroke* 2003;34(10):2333-8. *Exclude - not system-level transitional intervention*

Fremont AM, Cleary PD, Hargraves JL, et al. Patient-centered processes of care and long-term outcomes of myocardial infarction. *J Gen Intern Med* 2001;16(12):800-8. *Exclude - not system-level transitional intervention*

Fridlund B. Self-rated health in women after their first myocardial infarction: a 12-month comparison between participation and nonparticipation in a cardiac rehabilitation programme. *Health Care Women Int* 2000;21(8):727-38. *Exclude - not system-level transitional intervention*

Frilling B, Schiele R, Gitt AK, et al. Too little aspirin for secondary prevention after acute myocardial infarction in patients at high risk for cardiovascular events: Results from the MITRA study. *Am Heart J* 2004;148(2):306-11. *Exclude - not system-level transitional intervention*

Fuentes B, Diez-Tejedor E, Ortega-Casarrubios MA, et al. Consistency of the benefits of stroke units over years of operation: an 8-year effectiveness analysis. *Cerebrovasc Dis* 2006;21(3):173-9. *Exclude - not system-level transitional intervention*

Fukuda M, Kanda T, Kamide N, et al. Gender differences in long-term functional outcome after first-ever ischemic stroke. *Intern Med* 2009;48(12):967-73. *Exclude - not system-level transitional intervention*

Gagnon D, Nadeau S, Tam V. Clinical and administrative outcomes during publicly-funded inpatient stroke rehabilitation based on a case-mix group classification model. *J Rehabil Med* 2005;37(1):45-52. *Exclude - not system-level transitional intervention*

Gagnon D, Nadeau S, Tam V. Ideal timing to transfer from an acute care hospital to an interdisciplinary inpatient rehabilitation program following a stroke: an exploratory study. *BMC Health Serv Res* 2006;6:151. *Exclude - not system-level transitional intervention*

Garbusinski JM, van der Sande MA, Bartholome EJ, et al. Stroke presentation and outcome in developing countries: a prospective study in the Gambia. *Stroke* 2005;36(7):1388-93. *Exclude - not system-level transitional intervention*

Gargano JW, Reeves MJ. Sex differences in stroke recovery and stroke-specific quality of life: results from a statewide stroke registry. *Stroke* 2007;38(9):2541-8. *Exclude - not system-level transitional intervention*

Gassaway J, Horn SD, DeJong G, et al. Applying the clinical practice improvement approach to stroke rehabilitation: methods used and baseline results. *Arch Phys Med Rehabil* 2005;86(12 Suppl 2):S16-S33. *Exclude - not system-level transitional intervention*

Gasse C, Jacobsen J, Larsen AC, et al. Secondary medical prevention among Danish patients hospitalised with either peripheral arterial disease or myocardial infarction. *Eur J Vasc Endovasc Surg* 2008;35(1):51-8. *Exclude - not system-level transitional intervention*

Gemmell I, Heller RF, McElduff P, et al. Population impact of stricter adherence to recommendations for pharmacological and lifestyle interventions over one year in patients with coronary heart disease. *J Epidemiol Community Health* 2005;59(12):1041-6. *Exclude - not system-level transitional intervention*

Geusgens CA, van Heugten CM, Cooijmans JP, et al. Transfer effects of a cognitive strategy training for stroke patients with apraxia. *J Clin Exp Neuropsychol* 2007;29(8):831-41. *Exclude - not system-level transitional intervention*

Giannuzzi P, Temporelli PL, Maggioni AP, et al. GLOBAL Secondary Prevention strategies to Limit event recurrence after myocardial infarction: the GOSPEL study. A trial from the Italian Cardiac Rehabilitation Network: rationale and design. *Eur J Cardiovasc Prev Rehabil* 2005;12(6):555-61. *Exclude - insufficient detail/sample size*

Gibbs RG, Newson R, Lawrenson R, et al. Diagnosis and initial management of stroke and transient ischemic attack across UK health regions from 1992 to 1996: experience of a national primary care database. *Stroke* 2001;32(5):1085-90. *Exclude - not system-level transitional intervention*

Giladi N, Mordechovich M, Gruendlinger L, et al. "Brain Screen": A self-referral, screening program for strokes, falls and dementia risk factors. *J Neurol* 2006;253(3):307-15. *Exclude - not system-level transitional intervention*

Ginn MB, Cox G, Heath J. Evidence-based approach to an inpatient tobacco cessation protocol. *AACN Adv Crit Care* 2008;19(3):268-78; quiz 279-80. *Exclude - not system-level transitional intervention*

Gislason GH, Abildstrom SZ, Rasmussen JN, et al. Nationwide trends in the prescription of beta-blockers and angiotensin-converting enzyme inhibitors after myocardial infarction in Denmark, 1995-2002. *Scand Cardiovasc J* 2005;39(1-2):42-9. *Exclude - not system-level transitional intervention*

Gislason GH, Rasmussen JN, Abildstrom SZ, et al. Long-term compliance with beta-blockers, angiotensin-converting enzyme inhibitors, and statins after acute myocardial infarction. *Eur Heart J* 2006;27(10):1153-8. *Exclude - not system-level transitional intervention*

Glader EL, Sjolander M, Eriksson M, et al. Persistent use of secondary preventive drugs declines rapidly during the first 2 years after stroke. *Stroke* 2010;41(2):397-401. *Exclude - not system-level transitional intervention*

Glader EL, Stegmayr B, Johansson L, et al. Differences in long-term outcome between patients treated in stroke units and in general wards: a 2-year follow-up of stroke patients in Sweden. *Stroke* 2001;32(9):2124-30. *Exclude - not system-level transitional intervention*

Glader EL, Stegmayr B, Norrving B, et al. Large variations in the use of oral anticoagulants in stroke patients with atrial fibrillation: a Swedish national perspective. *J Intern Med* 2004;255(1):22-32. *Exclude - not system-level transitional intervention*

Goldberg RJ, Currie K, White K, et al. Six-month outcomes in a multinational registry of patients hospitalized with an acute coronary syndrome (the Global Registry of Acute Coronary Events [GRACE]). *Am J Cardiol* 2004;93(3):288-93. *Exclude - not system-level transitional intervention*

Goldstein LB, Matchar DB, Hoff-Lindquist J, et al. VA Stroke Study: neurologist care is associated with increased testing but improved outcomes. *Neurology* 2003;61(6):792-6. *Exclude - not system-level transitional intervention*

Goldstein LB, Matchar DB, Hoff-Lindquist J, et al. Veterans Administration Acute Stroke (VAsT) Study: lack of race/ethnic-based differences in utilization of stroke-related procedures or services. *Stroke* 2003;34(4):999-1004. *Exclude - not system-level transitional intervention*

Gosman-Hedstrom G, Claesson L, Blomstrand C. Consequences of severity at stroke onset for health-related quality of life (HRQL) and informal care: a 1-year follow-up in elderly stroke survivors. *Arch Gerontol Geriatr* 2008;47(1):79-91. *Exclude - not system-level transitional intervention*

Gottlieb S, Behar S, Hod H, et al. Trends in management, hospital and long-term outcomes of elderly patients with acute myocardial infarction. *Am J Med* 2007;120(1):90-7. *Exclude - not system-level transitional intervention*

Gouya G, Reichardt B, Ohrenberger G, et al. Survival of patients discharged after acute myocardial infarction and evidence-based drug therapy. *Eur J Epidemiol* 2007;22(3):145-9. *Exclude - not system-level transitional intervention*

Graham JE, Ripsin CM, Deutsch A, et al. Relationship between diabetes codes that affect Medicare reimbursement (tier comorbidities) and outcomes in stroke rehabilitation. *Arch Phys Med Rehabil* 2009;90(7):1110-6. *Exclude - not system-level transitional intervention*

Granger CB, Steg PG, Peterson E, et al. Medication performance measures and mortality following acute coronary syndromes. *Am J Med* 2005;118(8):858-65. *Exclude - not system-level transitional intervention*

Green T, Haley E, Eliasziw M, et al. Education in stroke prevention: efficacy of an educational counselling intervention to increase knowledge in stroke survivors. *Can J Neurosci Nurs* 2007;29(2):13-20. *Exclude - not system-level transitional intervention*

Greenberg E, Treger J, Ring H. Post-stroke follow-up in a rehabilitation center outpatient clinic. *Isr Med Assoc J* 2004;6(10):603-6. *Exclude - no acceptable comparator*

Gregory PC, Han E, Morozova O, et al. Do racial disparities exist in access to inpatient stroke rehabilitation in the state of Maryland? *Am J Phys Med Rehabil* 2006;85(10):814-9. *Exclude - not system-level transitional intervention*

Guadagnoli E, Normand SL, DiSalvo TG, et al. Effects of treatment recommendations and specialist intervention on care provided by primary care physicians to patients with myocardial infarction or heart failure. *Am J Med* 2004;117(6):371-9. *Exclude - no outcomes of interest*

Gupta M, Doobay AV, Singh N, et al. Risk factors, hospital management and outcomes after acute myocardial infarction in South Asian Canadians and matched control subjects. *CMAJ* 2002;166(6):717-22. *Exclude - not system-level transitional intervention*

Gutierrez ME, Labovitz AJ. Underutilization of beta-adrenoceptor antagonists post-myocardial infarction. *Am J Cardiovasc Drugs* 2005;5(1):23-9. *Exclude - not system-level transitional intervention*

Hackam DG, Spence JD. Combining multiple approaches for the secondary prevention of vascular events after stroke: a quantitative modeling study. *Stroke* 2007;38(6):1881-5. *Exclude - not system-level transitional intervention*

Hackett ML, Vandal AC, Anderson CS, et al. Long-term outcome in stroke patients and caregivers following accelerated hospital discharge and home-based rehabilitation. *Stroke* 2002;33(2):643-5. *Exclude - insufficient detail/sample size*

Haddad H, Searles G, Gillis A. The management of patients who have suffered an acute myocardial infarction in a tertiary care centre. *Can J Cardiol* 2001;17(2):179-83. *Exclude - not system-level transitional intervention*

Hage C, Mattsson E, Stahle A. Long-term effects of exercise training on physical activity level and quality of life in elderly coronary patients--a three- to six-year follow-up. *Physiother Res Int* 2003;8(1):13-22. *Exclude - not system-level transitional intervention*

Hama S, Yamashita H, Kato T, et al. 'Insistence on recovery' as a positive prognostic factor in Japanese stroke patients. *Psychiatry Clin Neurosci* 2008;62(4):386-95. *Exclude - not system-level transitional intervention*

Hao SC, Chai A, Kligfield P. Heart rate recovery response to symptom-limited treadmill exercise after cardiac rehabilitation in patients with coronary artery disease with and without recent events. *Am J Cardiol* 2002;90(7):763-5. *Exclude - not system-level transitional intervention*

Harats D, Leibovitz E, Maislos M, et al. Cardiovascular risk assessment and treatment to target low density lipoprotein levels in hospitalized ischemic heart disease patients: results of the HOLEM study. *Isr Med Assoc J* 2005;7(6):355-9. *Exclude - no outcomes of interest*

Harrington R, Taylor G, Hollinghurst S, et al. A community-based exercise and education scheme for stroke survivors: a randomized controlled trial and economic evaluation. *Clin Rehabil* 2010;24(1):3-15. *Exclude - not system-level transitional intervention*

Hart J, Kanner H, Gilboa-Mayo R, et al. Tai Chi Chuan practice in community-dwelling persons after stroke. *Int J Rehabil Res* 2004;27(4):303-4. *Exclude - not system-level transitional intervention*

Hartman-Maeir A, Eliad Y, Kizoni R, et al. Evaluation of a long-term community based rehabilitation program for adult stroke survivors. *NeuroRehabilitation* 2007;22(4):295-301. *Exclude - not system-level transitional intervention*

Hawkes AL, Atherton J, Taylor CB, et al. Randomised controlled trial of a secondary prevention program for myocardial infarction patients ('ProActive Heart'): study protocol. Secondary prevention program for myocardial infarction patients. *BMC Cardiovasc Disord* 2009;9:16. *Exclude - no outcomes of interest*

Hayes J, Vogel B, Reker DM. Factors associated with VHA costs of care for first 12 months after first stroke. *J Rehabil Res Dev* 2008;45(9):1375-84. *Exclude - not system-level transitional intervention*

Heckert KD, Komaroff E, Adler U, et al. Postacute reevaluation may prevent Dysphagia-associated morbidity. *Stroke* 2009;40(4):1381-5. *Exclude - not system-level transitional intervention*

Heggunje PS, Harjai KJ, Stone GW, et al. Procedural success versus clinical risk status in determining discharge of patients after primary angioplasty for acute myocardial infarction. *J Am Coll Cardiol* 2004;44(7):1400-7. *Exclude - not system-level transitional intervention*

Heijnen IC, Franken RJ, Bevaart BJ, et al. Long-term outcome of superficialis-to-profundus tendon transfer in patients with clenched fist due to spastic hemiplegia. *Disabil Rehabil* 2008;30(9):675-8. *Exclude - not system-level transitional intervention*

Helin-Salmivaara A, Virtanen A, Vesalainen R, et al. NSAID use and the risk of hospitalization for first myocardial infarction in the general population: a nationwide case-control study from Finland. *Eur Heart J* 2006;27(14):1657-63. *Exclude - not system-level transitional intervention*

Hellstrom K, Lindmark B, Wahlberg B, et al. Self-efficacy in relation to impairments and activities of daily living disability in elderly patients with stroke: a prospective investigation. *J Rehabil Med* 2003;35(5):202-7. *Exclude - not system-level transitional intervention*

Henderson LR, Scott A. The costs of caring for stroke patients in a GP-led community hospital: an application of programme budgeting and marginal analysis. *Health Soc Care Community* 2001;9(4):244-54. *Exclude - not original peer-reviewed data*

Hendricks HT, van Limbeek J, Geurts AC, et al. Motor recovery after stroke: a systematic review of the literature. *Arch Phys Med Rehabil* 2002;83(11):1629-37. *Exclude - not system-level transitional intervention*

Hershkovitz A, Beloosesky Y, Brill S, et al. Is a day hospital rehabilitation programme associated with reduction of handicap in stroke patients? *Clin Rehabil* 2004;18(3):261-6. *Exclude - no acceptable comparator*

Heung TH, Ng SS. Effect of seat height and turning direction on the timed up and go test scores of people after stroke. *J Rehabil Med* 2009;41(9):719-22. *Exclude - not system-level transitional intervention*

Hevey D, Brown A, Cahill A, et al. Four-week multidisciplinary cardiac rehabilitation produces similar improvements in exercise capacity and quality of life to a 10-week program. *J Cardiopulm Rehabil* 2003;23(1):17-21. *Exclude - not system-level transitional intervention*

Hildingh C, Fridlund B. Participation in peer support groups after a cardiac event: a 12-month follow-up. *Rehabil Nurs* 2003;28(4):123-8. *Exclude methods paper for background*

Hildingh C, Fridlund B, Baigi A. Sense of coherence and experiences of social support and mastery in the early discharge period after an acute cardiac event. *J Clin Nurs* 2008;17(10):1303-11. *Exclude - not system-level transitional intervention*

Hillen T, Coshall C, Tilling K, et al. Cause of stroke recurrence is multifactorial: patterns, risk factors, and outcomes of stroke recurrence in the South London Stroke Register. *Stroke* 2003;34(6):1457-63. *Exclude - not system-level transitional intervention*

Hiltunen EF, Winder PA, Rait MA, et al. Implementation of efficacy enhancement nursing interventions with cardiac elders. *Rehabil Nurs* 2005;30(6):221-9. *Exclude - no acceptable comparator*

Hitzeman N, Reiss M. Occupational therapy improves activities of daily living after stroke. *Am Fam Physician* 2007;75(11):1651-2. *Exclude - not original peer-reviewed data*

Hjemdahl P, Eriksson SV, Held C, et al. Favourable long term prognosis in stable angina pectoris: an extended follow up of the angina prognosis study in Stockholm (APSIS). *Heart* 2006;92(2):177-82. *Exclude - not stroke/MI*

Ho PM, Spertus JA, Masoudi FA, et al. Impact of medication therapy discontinuation on mortality after myocardial infarction. *Arch Intern Med* 2006;166(17):1842-7. *Exclude - not system-level transitional intervention*

Hoening H, Duncan PW, Horner RD, et al. Structure, process, and outcomes in stroke rehabilitation. *Med Care* 2002;40(11):1036-47. *Exclude - not system-level transitional intervention*

Hoening H, Sloane R, Horner RD, et al. Differences in rehabilitation services and outcomes among stroke patients cared for in veterans hospitals. *Health Serv Res* 2001;35(6):1293-318. *Exclude - not system-level transitional intervention*

Horn SD, DeJong G, Smout RJ, et al. Stroke rehabilitation patients, practice, and outcomes: is earlier and more aggressive therapy better? *Arch Phys Med Rehabil* 2005;86(12 Suppl 2):S101-S114. *Exclude - not system-level transitional intervention*

Hoverman C, Shugarman LR, Saliba D, et al. Use of postacute care by nursing home residents hospitalized for stroke or hip fracture: how prevalent and to what end? *J Am Geriatr Soc* 2008;56(8):1490-6. *Exclude - not system-level transitional intervention*

Hu X, Tong KY, Song R, et al. Variation of muscle coactivation patterns in chronic stroke during robot-assisted elbow training. *Arch Phys Med Rehabil* 2007;88(8):1022-9. *Exclude - insufficient detail/sample size*

Hudson M, Richard H, Pilote L. Parabolas of medication use and discontinuation after myocardial infarction--are we closing the treatment gap? *Pharmacoepidemiol Drug Saf* 2007;16(7):773-85. *Exclude - not system-level transitional intervention*

Hui PN, Wan M, Chan WK, et al. An evaluation of two behavioral rehabilitation programs, qigong versus progressive relaxation, in improving the quality of life in cardiac patients. *J Altern Complement Med* 2006;12(4):373-8. *Exclude - not system-level transitional intervention*

Hui-Chan CW, Ng SS, Mak MK. Effectiveness of a home-based rehabilitation programme on lower limb functions after stroke. *Hong Kong Med J* 2009;15(3 Suppl 4):42-6. *Exclude - not system-level transitional intervention*

Huijbregts MP, Myers AM, Streiner D, et al. Implementation, process, and preliminary outcome evaluation of two community programs for persons with stroke and their care partners. *Top Stroke Rehabil* 2008;15(5):503-20. *Exclude - not system-level transitional intervention*

Ilarraza H, Myers J, Kottman W, et al. An evaluation of training responses using self-regulation in a residential rehabilitation program. *J Cardiopulm Rehabil* 2004;24(1):27-33. *Exclude - not system-level transitional intervention*

Ilett PA, Brock KA, Graven CJ, et al. Selecting patients for rehabilitation after acute stroke: are there variations in practice? *Arch Phys Med Rehabil* 2010;91(5):788-93. *Exclude - not system-level transitional intervention*

Ilse IB, Feys H, de Wit L, et al. Stroke caregivers' strain: prevalence and determinants in the first six months after stroke. *Disabil Rehabil* 2008;30(7):523-30. *Exclude - not system-level transitional intervention*

Indredavik B, Rohweder G, Naalsund E, et al. Medical complications in a comprehensive stroke unit and an early supported discharge service. *Stroke* 2008;39(2):414-20. *Exclude - not system-level transitional intervention*

Ivanhoe CB, Francisco GE, McGuire JR, et al. Intrathecal baclofen management of poststroke spastic hypertonia: implications for function and quality of life. *Arch Phys Med Rehabil* 2006;87(11):1509-15. *Exclude - not system-level transitional intervention*

Izawa K, Hirano Y, Yamada S, et al. Improvement in physiological outcomes and health-related quality of life following cardiac rehabilitation in patients with acute myocardial infarction. *Circ J* 2004;68(4):315-20. *Exclude - not system-level transitional intervention*

Jackevicius CA, Li P, Tu JV. Prevalence, predictors, and outcomes of primary nonadherence after acute myocardial infarction. *Circulation* 2008;117(8):1028-36. *Exclude - not system-level transitional intervention*

Jacob L, Poletick EB. Systematic review: predictors of successful transition to community-based care for adults with chronic care needs. *Care Management Journals* 2008;9(4):154-165. *Exclude - SR/MA for background*

Jarrell LA, Hains SJ, Kisilevsky BS, et al. Gender differences in functional capacity following myocardial infarction: an exploratory study. *Can J Cardiovasc Nurs* 2005;15(1):28-33. *Exclude - not system-level transitional intervention*

Jennings S, Carey D. Capacity and equity in cardiac rehabilitation in the eastern region: good and bad news. *Ir J Med Sci* 2004;173(3):151-4. *Exclude - not system-level transitional intervention*

Jia H, Zheng Y, Reker DM, et al. Multiple system utilization and mortality for veterans with stroke. *Stroke* 2007;38(2):355-60. *Exclude - not system-level transitional intervention*

Jiang Q, Zhang ZG, Zhang L, et al. MRI evaluation of treatment of embolic stroke in rat with intra-arterial and intravenous rt-PA. *J Neurol Sci* 2004;224(1-2):57-67. *Exclude - not humans/under 18*

Jirmar R, Widimsky P, Capek J, et al. Next day discharge after successful primary angioplasty for acute ST elevation myocardial infarction. An open randomized study "Prague-5". *Int Heart J* 2008;49(6):653-9. *Exclude - not system-level transitional intervention*

Jobin J. Long-term effects of cardiac rehabilitation and the paradigms of cardiac rehabilitation. *J Cardiopulm Rehabil* 2005;25(2):103-6. *Exclude - no acceptable comparator*

Joekes K, Maes S, Warrens M. Predicting quality of life and self-management from dyadic support and overprotection after myocardial infarction. *Br J Health Psychol* 2007;12(Pt 4):473-89. *Exclude - not system-level transitional intervention*

Johnson EA, Bakas T, Lyon BL. Cognitive Appraisal of Health Scale: early instrument development in stroke. *Clin Nurse Spec* 2008;22(1):12-8. *Exclude - not system-level transitional intervention*

Johnston SC, Sidney S, Hills NK, et al. Standardized discharge orders after stroke: results of the quality improvement in stroke prevention (QUISP) cluster randomized trial. *Ann Neurol* 2010;67(5):579-89. *Exclude - not stroke/MI*

Jolliffe JA, Rees K, Taylor RS, et al. Exercise-based rehabilitation for coronary heart disease. *Cochrane Database Syst Rev* 2001(1):CD001800. *Exclude - not original peer-reviewed data*

Jolly K, Taylor R, Lip GY, et al. The Birmingham Rehabilitation Uptake Maximisation Study (BRUM). Home-based compared with hospital-based cardiac rehabilitation in a multi-ethnic population: cost-effectiveness and patient adherence. *Health Technol Assess* 2007;11(35):1-118. *Exclude - not system-level transitional intervention*

Jones F, Mandy A, Partridge C. Changing self-efficacy in individuals following a first time stroke: preliminary study of a novel self-management intervention. *Clin Rehabil* 2009;23(6):522-33. *Exclude - insufficient detail/sample size*

Kalra L, Langhorne P. Facilitating recovery: evidence for organized stroke care. *J Rehabil Med* 2007;39(2):97-102. *Exclude - Meta-Analysis for background*

Kandzari DE, Tcheng JE, Cohen DJ, et al. Feasibility and implications of an early discharge strategy after percutaneous intervention with abciximab in acute myocardial infarction (the CADILLAC Trial). *Am J Cardiol* 2003;92(7):779-84. *Exclude - not system-level transitional intervention*

Kapral MK, Wang H, Mamdani M, et al. Effect of socioeconomic status on treatment and mortality after stroke. *Stroke* 2002;33(1):268-73. *Exclude - not system-level transitional intervention*

Katalinic A, Waldmann A, Schwaab B, et al. The TeleGuard trial of additional telemedicine care in CAD patients. 1 Utilization of the system. *J Telemed Telecare* 2008;14(1):17-21. *Exclude - insufficient detail/sample size*

Katrak PH, Black D, Peeva V. Do stroke patients with intracerebral hemorrhage have a better functional outcome than patients with cerebral infarction? *PM R* 2009;1(5):427-33. *Exclude - not system-level transitional intervention*

Kaul P, Newby LK, Fu Y, et al. International differences in evolution of early discharge after acute myocardial infarction. *Lancet* 2004;363(9408):511-7. *Exclude - not system-level transitional intervention*

Kawamura A, Lombardi DA, Tilem ME, et al. Stroke complicating percutaneous coronary intervention in patients with acute myocardial infarction. *Circ J* 2007;71(9):1370-5. *Exclude - not system-level transitional intervention*

Kelly H, Brady MC, Enderby P. Speech and language therapy for aphasia following stroke. *Cochrane Database Syst Rev* 2010;5:CD000425. *Exclude - not original peer-reviewed data*

Kendall E, Catalano T, Kuipers P, et al. Recovery following stroke: the role of self-management education. *Soc Sci Med* 2007;64(3):735-46. *Exclude - not system-level transitional intervention*



- Keren O, Motin M, Heinemann AW, et al. Relationship between rehabilitation therapies and outcome of stroke patients in Israel: a preliminary study. *Isr Med Assoc J* 2004;6(12):736-41. *Exclude - not system-level transitional intervention*
- Khan TI, Kamali F, Kesteven P, et al. The value of education and self-monitoring in the management of warfarin therapy in older patients with unstable control of anticoagulation. *Br J Haematol* 2004;126(4):557-64. *Exclude - not stroke/MI*
- Kim JH, Jang SH, Kim CS, et al. Use of virtual reality to enhance balance and ambulation in chronic stroke: a double-blind, randomized controlled study. *Am J Phys Med Rehabil* 2009;88(9):693-701. *Exclude - not system-level transitional intervention*
- Kim YJ, Soeken KL. A meta-analysis of the effect of hospital-based case management on hospital length-of-stay and readmission. *Nurs Res* 2005;54(4):255-64. *Exclude - not original peer-reviewed data*
- Kind AJ, Smith MA, Frytak JR, et al. Bouncing back: patterns and predictors of complicated transitions 30 days after hospitalization for acute ischemic stroke. *J Am Geriatr Soc* 2007;55(3):365-73. *Exclude - no acceptable comparator*
- Kind AJ, Smith MA, Liou JI, et al. The price of bouncing back: one-year mortality and payments for acute stroke patients with 30-day bounce-backs. *J Am Geriatr Soc* 2008;56(6):999-1005. *Exclude - no acceptable comparator*
- King KM, Humen DP, Smith HL, et al. Psychosocial components of cardiac recovery and rehabilitation attendance. *Heart* 2001;85(3):290-4. *Exclude - no acceptable comparator*
- King RB, Carlson CE, Shade-Zeldow Y, et al. Transition to home care after stroke: depression, physical health, and adaptive processes in support persons. *Res Nurs Health* 2001;24(4):307-23. *Exclude - no acceptable comparator*
- King RB, Semik PE. Stroke caregiving: difficult times, resource use, and needs during the first 2 years. *J Gerontol Nurs* 2006;32(4):37-44. *Exclude - no acceptable comparator*
- Kinjo K, Sato H, Sakata Y, et al. Identification of uncomplicated patients with acute myocardial infarction undergoing percutaneous coronary intervention: are these patients suitable for early discharge? *Circ J* 2005;69(10):1163-9. *Exclude - not system-level transitional intervention*
- Kinsman LD, Buykx P, Humphreys JS, et al. A cluster randomised trial to assess the impact of clinical pathways on AMI management in rural Australian emergency departments. *BMC Health Serv Res* 2009;9:83. *Exclude - not system-level transitional intervention*
- Koizumi T, Miyazaki A, Komiyama N, et al. Improvement of left ventricular dysfunction during exercise by walking in patients with successful percutaneous coronary intervention for acute myocardial infarction. *Circ J* 2003;67(3):233-7. *Exclude - not system-level transitional intervention*
- Kollen BJ, Lennon S, Lyons B, et al. The effectiveness of the Bobath concept in stroke rehabilitation: what is the evidence? *Stroke* 2009;40(4):e89-97. *Exclude - not original peer-reviewed data*
- Kountouris E, Pappa E, Korantzopoulos P, et al. Usefulness of pre-discharge exercise electrocardiographic testing in detecting the late patency status of the infarct-related artery. *Heart Vessels* 2004;19(3):111-5. *Exclude - not system-level transitional intervention*

Kramer JM, Hammill B, Anstrom KJ, et al. National evaluation of adherence to beta-blocker therapy for 1 year after acute myocardial infarction in patients with commercial health insurance. *Am Heart J* 2006;152(3):454 e1-8. *Exclude - not system-level transitional intervention*

Kristensen SD, Andersen HR, Thuesen L, et al. Should patients with acute ST elevation MI be transferred for primary PCI? *Heart* 2004;90(11):1358-63. *Exclude - not system-level transitional intervention*

Kristofferzon ML, Lofmark R, Carlsson M. Striving for balance in daily life: experiences of Swedish women and men shortly after a myocardial infarction. *J Clin Nurs* 2007;16(2):391-401. *Exclude - not system-level transitional intervention*

Krupicka J, Widimsky P, Nechvatal L, et al. Inter-hospital transport for primary angioplasty does not compromise left ventricular function: six-month echocardiographic follow-up of the PRAGUE 1 Study. *Jpn Heart J* 2003;44(3):313-22. *Exclude - not system-level transitional intervention*

Kulzer AM, Scolari CC, Gus M. Relationship between usual physical, cognitive and social activities and functional recovery at hospital discharge after acute stroke. *J Rehabil Med* 2008;40(3):195-9. *Exclude - not system-level transitional intervention*

Kuo YF, Ostir GV, Granger CV, et al. Examination of follow-up therapy in patients with stroke. *Am J Phys Med Rehabil* 2006;85(3):192-200. *Exclude - not system-level transitional intervention*

Kurdyak PA, Gnam WH, Goering P, et al. The relationship between depressive symptoms, health service consumption, and prognosis after acute myocardial infarction: a prospective cohort study. *BMC Health Serv Res* 2008;8:200. *Exclude - not system-level transitional intervention*

Kwan J. Care pathways for acute stroke care and stroke rehabilitation: from theory to evidence. *J Clin Neurosci* 2007;14(3):189-200. *Exclude - not system-level transitional intervention*

Kwan J, Hand P, Dennis M, et al. Effects of introducing an integrated care pathway in an acute stroke unit. *Age Ageing* 2004;33(4):362-7. *Exclude - not system-level transitional intervention*

Kwan J, Sandercock P. In-hospital care pathways for stroke. *Cochrane Database Syst Rev* 2002(2):CD002924. *Exclude - not system-level transitional intervention*

Kwan J, Sandercock P. In-hospital care pathways for stroke: a Cochrane systematic review. *Stroke* 2003;34(2):587-8. *Exclude - not system-level transitional intervention*

Kyei G, Oakeshott P, Kerry S, et al. Supporting self-care in general practice. *Br J Gen Pract* 2007;57(545):995-6. *Exclude - not original peer-reviewed data*

Ladeia AM, Guimaraes AC. Assessment of risk factors in coronary patients being followed by cardiologists: control of risk factors in coronary patients. *Prev Cardiol* 2003;6(3):122-7. *Exclude - not system-level transitional intervention*

Lamb SE, Ferrucci L, Volapto S, et al. Risk factors for falling in home-dwelling older women with stroke: the Women's Health and Aging Study. *Stroke* 2003;34(2):494-501. *Exclude - not system-level transitional intervention*

Landi F, Cesari M, Onder G, et al. Effects of an occupational therapy program on functional outcomes in older stroke patients. *Gerontology* 2006;52(2):85-91. *Exclude - not system-level transitional intervention*

Lane D, Carroll D, Ring C, et al. Predictors of attendance at cardiac rehabilitation after myocardial infarction. *J Psychosom Res* 2001;51(3):497-501. *Exclude - not system-level transitional intervention*

Langhammer B, Stanghelle JK. Bobath or motor relearning programme? A follow-up one and four years post stroke. *Clin Rehabil* 2003;17(7):731-4. *Exclude - not system-level transitional intervention*

Langhammer B, Stanghelle JK, Lindmark B. Exercise and health-related quality of life during the first year following acute stroke. A randomized controlled trial. *Brain Inj* 2008;22(2):135-45. *Exclude - not system-level transitional intervention*

Langhorne P, Duncan P. Does the organization of postacute stroke care really matter? *Stroke* 2001;32(1):268-74. *Exclude - not system-level transitional intervention*

Langhorne P, Holmqvist LW. Early supported discharge after stroke. *J Rehabil Med* 2007;39(2):103-8. *Exclude - Systematic Review for background*

Langhorne P, Taylor G, Murray G, et al. Early supported discharge services for stroke patients: a meta-analysis of individual patients' data. *Lancet* 2005;365(9458):501-6. *Exclude - Meta-Analysis for background*

Lapointe F, Lepage S, Larrivee L, et al. Surveillance and treatment of dyslipidemia in the post-infarct patient: can a nurse-led management approach make a difference? *Can J Cardiol* 2006;22(9):761-7. *Exclude - no outcomes of interest*

Larsen T, Olsen TS, Sorensen J. Early home-supported discharge of stroke patients: a health technology assessment. *Int J Technol Assess Health Care* 2006;22(3):313-20. *Exclude - Systematic Review for background*

Lau AL, McKenna K, Chan CC, et al. Defining quality of life for Chinese elderly stroke survivors. *Disabil Rehabil* 2003;25(13):699-711. *Exclude - not system-level transitional intervention*

Lee PG, Cigolle C, Blaum C. The co-occurrence of chronic diseases and geriatric syndromes: the health and retirement study. *J Am Geriatr Soc* 2009;57(3):511-6. *Exclude - not system-level transitional intervention*

Legg L, Langhorne P. Rehabilitation therapy services for stroke patients living at home: systematic review of randomised trials. *Lancet* 2004;363(9406):352-6. *Exclude - Systematic Review for background*

Lieberman D. Rehabilitation following stroke in patients aged 85 and above. *J Rehabil Res Dev* 2005;42(1):47-53. *Exclude - not system-level transitional intervention*

Liem SS, van der Hoeven BL, Oemrawsingh PV, et al. MISSION!: optimization of acute and chronic care for patients with acute myocardial infarction. *Am Heart J* 2007;153(1):14 e1-11. *Exclude - no outcomes of interest*

Loeppke R, Edington DW, Beg S. Impact of the prevention plan on employee health risk reduction. *Population Health Management* 2010;13(5):275-284. *Exclude - does not study stroke or MI*

Low JT, Roderick P, Payne S. An exploration looking at the impact of domiciliary and day hospital delivery of stroke rehabilitation on informal carers. *Clin Rehabil* 2004;18(7):776-84. *Exclude - no acceptable comparator*

Luft HS. Variations in patterns of care and outcomes after acute myocardial infarction for Medicare beneficiaries in fee-for-service and HMO settings. *Health Serv Res* 2003;38(4):1065-79. *Exclude - not system-level transitional intervention*

Lummis HL, Sketris IS, Gubitz GJ, et al. Medication persistence rates and factors associated with persistence in patients following stroke: a cohort study. *BMC Neurol* 2008;8:25. *Exclude - not system-level transitional intervention*

Ma R, Wang C, Zhao X, et al. A survey on compliance with secondary stroke prevention guidelines and follow up for the inpatients with atherosclerotic cerebral infarction/transient ischemic attack. *Neurol Res* 2008;30(4):383-8. *Exclude - not system-level transitional intervention*

Machecourt J, Bonnefoy E, Vanzetto G, et al. Primary angioplasty is cost-minimizing compared with pre-hospital thrombolysis for patients within 60 min of a percutaneous coronary intervention center: the Comparison of Angioplasty and Pre-hospital Thrombolysis in Acute Myocardial Infarction (CAPTIM) cost-efficacy sub-study. *J Am Coll Cardiol* 2005;45(4):515-24. *Exclude - not system-level transitional intervention*

MacIsaac L, Harrison MB, Godfrey C. Supportive care needs of caregivers of individuals following stroke: a synopsis of research. *Can J Neurosci Nurs* 2010;32(1):39-46. *Exclude - not original peer-reviewed data*

Mackintosh SF, Hill K, Dodd KJ, et al. Falls and injury prevention should be part of every stroke rehabilitation plan. *Clin Rehabil* 2005;19(4):441-51. *Exclude - not system-level transitional intervention*

Majumdar SR, Inui TS, Gurwitz JH, et al. Influence of physician specialty on adoption and relinquishment of calcium channel blockers and other treatments for myocardial infarction. *J Gen Intern Med* 2001;16(6):351-9. *Exclude - not system-level transitional intervention*

Malfatto G, Blengino S, Annoni L, et al. Original articles primary coronary angioplasty and subsequent cardiovascular rehabilitation are linked to a favorable sympathovagal balance after a first anterior myocardial infarction. *Ital Heart J* 2005;6(1):21-7. *Exclude - not system-level transitional intervention*

Mark L, Dani G, Nagy E, et al. The evaluation of short and long-term administration of drugs improving life expectancy in patients with myocardial infarction in a Hungarian county hospital. *Cent Eur J Public Health* 2006;14(1):6-9. *Exclude - not system-level transitional intervention*

Massucci M, Perdon L, Agosti M, et al. Prognostic factors of activity limitation and discharge destination after stroke rehabilitation. *Am J Phys Med Rehabil* 2006;85(12):963-70. *Exclude - not system-level transitional intervention*

Maulden SA, Gassaway J, Horn SD, et al. Timing of initiation of rehabilitation after stroke. Arch Phys Med Rehabil 2005;86(12 Suppl 2):S34-S40. *Exclude - no acceptable comparator*

Mayo NE, Scott SC, Ahmed S. Case management poststroke did not induce response shift: the value of residuals. J Clin Epidemiol 2009;62(11):1148-56. *Exclude - not original peer-reviewed data*

Mayo NE, Wood-Dauphinee S, Cote R, et al. Activity, participation, and quality of life 6 months poststroke. Arch Phys Med Rehabil 2002;83(8):1035-42. *Exclude - not system-level transitional intervention*

Mazzini MJ, Stevens GR, Whalen D, et al. Effect of an American Heart Association Get With the Guidelines program-based clinical pathway on referral and enrollment into cardiac rehabilitation after acute myocardial infarction. Am J Cardiol 2008;101(8):1084-7. *Exclude - no acceptable comparator*

McLaughlin TJ, Aupont O, Bambauer KZ, et al. Improving psychologic adjustment to chronic illness in cardiac patients. The role of depression and anxiety. J Gen Intern Med 2005;20(12):1084-90. *Exclude - not system-level transitional intervention*

Mead GE, Greig CA, Cunningham I, et al. Stroke: a randomized trial of exercise or relaxation. J Am Geriatr Soc 2007;55(6):892-9. *Exclude - not system-level transitional intervention*

Mehta RH, Montoye CK, Faul J, et al. Enhancing quality of care for acute myocardial infarction: shifting the focus of improvement from key indicators to process of care and tool use: the American College of Cardiology Acute Myocardial Infarction Guidelines Applied in Practice Project in Michigan: Flint and Saginaw Expansion. J Am Coll Cardiol 2004;43(12):2166-73. *Exclude - not system-level transitional intervention*

Mehta RH, Montoye CK, Gallogly M, et al. Improving quality of care for acute myocardial infarction: The Guidelines Applied in Practice (GAP) Initiative. JAMA 2002;287(10):1269-76. *Exclude - not system-level transitional intervention*

Meijer R, van Limbeek J, de Haan R. Development of the Stroke-unit Discharge Guideline: choice of assessment instruments for prediction in the subacute phase post-stroke. Int J Rehabil Res 2006;29(1):1-8. *Exclude - not system-level transitional intervention*

Meijer R, van Limbeek J, Peusens G, et al. The Stroke Unit Discharge Guideline, a prognostic framework for the discharge outcome from the hospital stroke unit. A prospective cohort study. Clin Rehabil 2005;19(7):770-8. *Exclude - no acceptable comparator*

Meisel ZF, Armstrong K, Mechem CC, et al. Influence of sex on the out-of-hospital management of chest pain. Acad Emerg Med 2010;17(1):80-7. *Exclude - not stroke/MI*

Miller D, Ellis T, Feters L. Does the literature indicate that patients who have had a stroke have better outcomes after receiving rehabilitation from an acute rehabilitation facility than from a skilled nursing facility? Phys Ther 2005;85(1):67-76. *Exclude - not original peer-reviewed data*

Miyoshi Y, Teraoka JK, Date ES, et al. Changes in stroke rehabilitation outcomes after the implementation of Japan's long-term care insurance system: a hospital-based study. Am J Phys Med Rehabil 2005;84(8):613-9. *Exclude - not system-level transitional intervention*

Montalescot G, Dallongeville J, Van Belle E, et al. STEMI and NSTEMI: are they so different? 1 year outcomes in acute myocardial infarction as defined by the ESC/ACC definition (the OPERA registry). *Eur Heart J* 2007;28(12):1409-17. *Exclude - not system-level transitional intervention*

Mudge AM, Brockett R, Foxcroft KF, et al. Lipid-lowering therapy following major cardiac events: progress and deficits. *Med J Aust* 2001;175(3):138-40. *Exclude - not system-level transitional intervention*

Mullard AJ, Reeves MJ, Jacobs BS, et al. Lipid testing and lipid-lowering therapy in hospitalized ischemic stroke and transient ischemic attack patients: results from a statewide stroke registry. *Stroke* 2006;37(1):44-9. *Exclude - not system-level transitional intervention*

Murray J, Ashworth R, Forster A, et al. Developing a primary care-based stroke service: a review of the qualitative literature. *Br J Gen Pract* 2003;53(487):137-42. *Exclude - no acceptable comparator*

Murray J, Forster A, Young J. Survey to investigate the role of the community stroke care coordinator. *Br J Community Nurs* 2008;13(1):31-6. *Exclude - no acceptable comparator*

Musicco M, Emberti L, Nappi G, et al. Early and long-term outcome of rehabilitation in stroke patients: the role of patient characteristics, time of initiation, and duration of interventions. *Arch Phys Med Rehabil* 2003;84(4):551-8. *Exclude - no acceptable comparator*

Myint PK, Vowler SL, Redmayne O, et al. Cognition, continence and transfer status at the time of discharge from an acute hospital setting and their associations with an unfavourable discharge outcome after stroke. *Gerontology* 2008;54(4):202-9. *Exclude - not system-level transition*

Naylor MD, McCauley KM. The effects of a discharge planning and home follow-up intervention on elders hospitalized with common medical and surgical cardiac conditions. *J Cardiovasc Nurs* 1999;14(1):44-54. *Exclude - not original peer-reviewed data*

Newby LK, Hasselblad V, Armstrong PW, et al. Time-based risk assessment after myocardial infarction. Implications for timing of discharge and applications to medical decision-making. *Eur Heart J* 2003;24(2):182-9. *Exclude - not system-level transition*

Nguyen TA, Page A, Aggarwal A, et al. Social determinants of discharge destination for patients after stroke with low admission FIM instrument scores. *Arch Phys Med Rehabil* 2007;88(6):740-4. *Exclude - not system-level transition*

Nicolau JC, Baracioli LM, Serrano CV, Jr., et al. The influence of health insurance plans on the long term outcome of patients with acute myocardial infarction. *Arq Bras Cardiol* 2008;91(6):347-51. *Exclude - not system-level transition*

Nir Z, Zolotogorsky Z, Sugarman H. Structured nursing intervention versus routine rehabilitation after stroke. *Am J Phys Med Rehabil* 2004;83(7):522-9. *Exclude - not system-level transition*

Nori D, Johnson J, Kapke A, et al. Use of discharge-worksheet enhances compliance with evidence-based myocardial infarction care. *J Thromb Thrombolysis* 2002;14(1):43-9. *Exclude - not system-level transition*

Olney SJ, Nymark J, Brouwer B, et al. A randomized controlled trial of supervised versus unsupervised exercise programs for ambulatory stroke survivors. *Stroke* 2006;37(2):476-81. *Exclude - not system-level transition*

Onukwugha E, Mullins CD. Racial differences in hospital discharge disposition among stroke patients in Maryland. *Med Decis Making* 2007;27(3):233-42. *Exclude - not system-level transition*

Ostir GV, Smith PM, Smith D, et al. Functional status and satisfaction with community participation in persons with stroke following medical rehabilitation. *Aging Clin Exp Res* 2005;17(1):35-41. *Exclude - not system-level transition*

Ostwald SK, Davis S, Hersch G, et al. Evidence-based educational guidelines for stroke survivors after discharge home. *J Neurosci Nurs* 2008;40(3):173-9, 191. *Exclude - insufficient detail/sample size*

Ostwald SK, Godwin KM, Cheong H, et al. Predictors of resuming therapy within four weeks after discharge from inpatient rehabilitation. *Top Stroke Rehabil* 2009;16(1):80-91. *Exclude - not system-level transition*

Ostwald SK, Godwin KM, Cron SG. Predictors of life satisfaction in stroke survivors and spousal caregivers after inpatient rehabilitation. *Rehabil Nurs* 2009;34(4):160-7, 174; discussion 174. *Exclude - not system-level transition*

Oterhals K, Hanestad BR, Eide GE, et al. The relationship between in-hospital information and patient satisfaction after acute myocardial infarction. *Eur J Cardiovasc Nurs* 2006;5(4):303-10. *Exclude - no acceptable comparator*

Ottenbacher KJ, Campbell J, Kuo YF, et al. Racial and ethnic differences in postacute rehabilitation outcomes after stroke in the United States. *Stroke* 2008;39(5):1514-9. *Exclude - not system-level transition*

Ovbiagele B. Pessin award lecture 2008: lessons from the Stroke PROTECT program. *J Neurol Sci* 2008;275(1-2):1-6. *Exclude - not original peer-reviewed data*

Ovbiagele B. Pathways and tools of Stroke PROTECT: a hospital-based recurrent stroke prevention program. *Crit Pathw Cardiol* 2009;8(4):151-5. *Exclude - not original peer-reviewed data*

Ovbiagele B, Hills NK, Saver JL, et al. Antihypertensive medications prescribed at discharge after an acute ischemic cerebrovascular event. *Stroke* 2005;36(9):1944-7. *Exclude - not system-level transition*

Ovbiagele B, Sachdeva S. Preventing another event: role of the hospitalist in discharge stroke prevention. *J Hosp Med* 2007;2(1):31-8. *Exclude - no acceptable comparator*

Ovbiagele B, Sanossian N, Liebeskind DS, et al. Indices of kidney dysfunction and discharge outcomes in hospitalized stroke patients without known renal disease. *Cerebrovasc Dis* 2009;28(6):582-8. *Exclude - not system-level transition*

Ovbiagele B, Saver JL, Fredieu A, et al. PROTECT: a coordinated stroke treatment program to prevent recurrent thromboembolic events. *Neurology* 2004;63(7):1217-22. *Exclude - not system-level transition*

Ovbiagele B, Schwamm LH, Smith EE, et al. Recent nationwide trends in discharge statin treatment of hospitalized patients with stroke. *Stroke* 2010;41(7):1508-13. *Exclude - not system-level transition*

Owen A, Khan W, Griffiths KD. Troponin T: role in altering patient management and enabling earlier discharge from a district general hospital. *Ann Clin Biochem* 2001;38(Pt 2):135-9. *Exclude - not system-level transitional intervention*

Ozdemir F, Birtane M, Tabatabaei R, et al. Comparing stroke rehabilitation outcomes between acute inpatient and nonintense home settings. *Arch Phys Med Rehabil* 2001;82(10):1375-9. *Exclude - not system-level transitional intervention*

Palazzolo JJ, Ferraro M, Krebs HI, et al. Stochastic estimation of arm mechanical impedance during robotic stroke rehabilitation. *IEEE Trans Neural Syst Rehabil Eng* 2007;15(1):94-103. *Exclude - not system-level transitional intervention*

Panella M, Marchisio S, Barbieri A, et al. A cluster randomized trial to assess the impact of clinical pathways for patients with stroke: rationale and design of the Clinical Pathways for Effective and Appropriate Care Study [NCT00673491]. *BMC Health Serv Res* 2008;8:223. *Exclude - not original peer-reviewed data*

Panella M, Marchisio S, Di Stanislao F. Reducing clinical variations with clinical pathways: do pathways work? *Int J Qual Health Care* 2003;15(6):509-21. *Exclude - not original peer-reviewed data*

Paolucci S, Antonucci G, Grasso MG, et al. Functional outcome of ischemic and hemorrhagic stroke patients after inpatient rehabilitation: a matched comparison. *Stroke* 2003;34(12):2861-5. *Exclude - not system-level transitional intervention*

Paolucci S, Antonucci G, Grasso MG, et al. Post-stroke depression, antidepressant treatment and rehabilitation results. A case-control study. *Cerebrovasc Dis* 2001;12(3):264-71. *Exclude - not system-level transitional intervention*

Park YH. Day healthcare services for family caregivers of older people with stroke: needs and satisfaction. *J Adv Nurs* 2008;61(6):619-30. *Exclude - no acceptable comparator*

Parker SG, Oliver P, Pennington M, et al. Rehabilitation of older patients: Day hospital compared with rehabilitation at home. A randomised controlled trial. *Health Technol Assess* 2009;13(39):ix-168. *Exclude - does not study stroke or MI*

Parry RH. Communication during goal-setting in physiotherapy treatment sessions. *Clin Rehabil* 2004;18(6):668-82. *Exclude - insufficient detail/sample size*

Patel MR, Chen AY, Roe MT, et al. A comparison of acute coronary syndrome care at academic and nonacademic hospitals. *Am J Med* 2007;120(1):40-6. *Exclude - not system-level transitional intervention*

Patel MR, Meine TJ, Radeva J, et al. State-mandated continuing medical education and the use of proven therapies in patients with an acute myocardial infarction. *J Am Coll Cardiol* 2004;44(1):192-8. *Exclude - not system-level transitional intervention*

Pearson S, Inglis SC, McLennan SN, et al. Prolonged effects of a home-based intervention in patients with chronic illness. *Arch Intern Med* 2006;166(6):645-50. *Exclude - not stroke/MI*

Pedone C, Di Pasquale G, Greco C, et al. Prescription at discharge of recommended treatments for secondary prevention in patients with ST-segment elevation myocardial infarction according to reperfusion strategies. Results from the IN-ACS outcome study. *Acute Card Care* 2009;11(4):222-8. *Exclude - not system-level transitional intervention*



Penning-van Beest FJ, Termorshuizen F, Goettsch WG, et al. Adherence to evidence-based statin guidelines reduces the risk of hospitalizations for acute myocardial infarction by 40%: a cohort study. *Eur Heart J* 2007;28(2):154-9. *Exclude - not system-level transitional intervention*

Pepine CJ. Optimizing lipid management in patients with acute coronary syndromes. *Am J Cardiol* 2003;91(4A):30B-35B. *Exclude - not system-level transitional intervention*

Perers E, From Attebring M, Caidahl K, et al. Low risk is associated with poorer quality of life than high risk following acute coronary syndrome. *Coron Artery Dis* 2006;17(6):501-10. *Exclude - not system-level transitional intervention*

Perez CE. Ontario hospitals--mergers, shorter stays and readmissions. *Health Rep* 2002;14(1):25-36. *Exclude - not system-level transitional intervention*

Perrin PB, Heesacker M, Hinojosa MS, et al. Identifying at-risk, ethnically diverse stroke caregivers for counseling: a longitudinal study of mental health. *Rehabil Psychol* 2009;54(2):138-49. *Exclude - not system-level transitional intervention*

Perry L, McLaren S. An exploration of nutrition and eating disabilities in relation to quality of life at 6 months post-stroke. *Health Soc Care Community* 2004;12(4):288-97. *Exclude - not system-level transitional intervention*

Pessah-Rasmussen H, Wendel K. Early supported discharge after stroke and continued rehabilitation at home coordinated and delivered by a stroke unit in an urban area. *J Rehabil Med* 2009;41(6):482-8. *Exclude - no acceptable comparator*

Petersen LA, Normand SL, Druss BG, et al. Process of care and outcome after acute myocardial infarction for patients with mental illness in the VA health care system: are there disparities? *Health Serv Res* 2003;38(1 Pt 1):41-63. *Exclude - not system-level transitional intervention*

Petersen LA, Normand SL, Leape LL, et al. Comparison of use of medications after acute myocardial infarction in the Veterans Health Administration and Medicare. *Circulation* 2001;104(24):2898-904. *Exclude - not system-level transitional intervention*

Petersen LA, Wright SM, Peterson ED, et al. Impact of race on cardiac care and outcomes in veterans with acute myocardial infarction. *Med Care* 2002;40(1 Suppl):I86-96. *Exclude - not system-level transitional intervention*

Petrea RE, Beiser AS, Seshadri S, et al. Gender differences in stroke incidence and poststroke disability in the Framingham heart study. *Stroke* 2009;40(4):1032-7. *Exclude - not system-level transitional intervention*

Petterson R, Dahl T, Wyller TB. Prediction of long-term functional outcome after stroke rehabilitation. *Clin Rehabil* 2002;16(2):149-59. *Exclude - not system-level transitional intervention*

Peurala SH, Airaksinen O, Huuskonen P, et al. Effects of intensive therapy using gait trainer or floor walking exercises early after stroke. *J Rehabil Med* 2009;41(3):166-73. *Exclude - not system-level transitional intervention*

Peurala SH, Airaksinen O, Jakala P, et al. Effects of intensive gait-oriented physiotherapy during early acute phase of stroke. *J Rehabil Res Dev* 2007;44(5):637-48. *Exclude - not system-level transitional intervention*

Peurala SH, Tarkka IM, Pitkanen K, et al. The effectiveness of body weight-supported gait training and floor walking in patients with chronic stroke. *Arch Phys Med Rehabil* 2005;86(8):1557-64. *Exclude - not system-level transitional intervention*

Pierce LL, Gordon M, Steiner V. Families dealing with stroke desire information about self-care needs. *Rehabil Nurs* 2004;29(1):14-7. *Exclude - not system-level transitional intervention*

Pierce LL, Steiner VL, Khuder SA, et al. The effect of a Web-based stroke intervention on carers' well-being and survivors' use of healthcare services. *Disabil Rehabil* 2009;31(20):1676-1684. *Exclude - not stroke/MI*

Pilote L, Beck C, Richard H, et al. The effects of cost-sharing on essential drug prescriptions, utilization of medical care and outcomes after acute myocardial infarction in elderly patients. *CMAJ* 2002;167(3):246-52. *Exclude - not system-level transitional intervention*

Pilote L, Beck CA, Karp I, et al. Secondary prevention after acute myocardial infarction in four Canadian provinces, 1997-2000. *Can J Cardiol* 2004;20(1):61-7. *Exclude - not system-level transitional intervention*

Piron L, Tonin P, Trivello E, et al. Motor tele-rehabilitation in post-stroke patients. *Med Inform Internet Med* 2004;29(2):119-25. *Exclude - not system-level transitional intervention*

Piron L, Turolla A, Agostini M, et al. Exercises for paretic upper limb after stroke: a combined virtual-reality and telemedicine approach. *J Rehabil Med* 2009;41(12):1016-102. *Exclude - not system-level transitional intervention*

Pohjasvaara T, Vataja R, Leppavuori A, et al. Cognitive functions and depression as predictors of poor outcome 15 months after stroke. *Cerebrovasc Dis* 2002;14(3-4):228-33. *Exclude - not system-level transitional intervention*

Pollock A, Baer G, Langhorne P, et al. Physiotherapy treatment approaches for the recovery of postural control and lower limb function following stroke: a systematic review. *Clin Rehabil* 2007;21(5):395-410. *Exclude - not system-level transitional intervention*

Pollock A, Baer G, Pomeroy V, et al. Physiotherapy treatment approaches for the recovery of postural control and lower limb function following stroke. *Cochrane Database Syst Rev* 2003(2):CD001920. *Exclude - not system-level transitional intervention*

Pollock A, Baer G, Pomeroy V, et al. Physiotherapy treatment approaches for the recovery of postural control and lower limb function following stroke. *Cochrane Database Syst Rev* 2007(1):CD001920. *Exclude - not system-level transitional intervention*

Polsky D, Jha AK, Lave J, et al. Short- and long-term mortality after an acute illness for elderly whites and blacks. *Health Serv Res* 2008;43(4):1388-402. *Exclude - not system-level transitional intervention*

Popa MA, Branch LG, Andel R. The white-black disability gap revisited: does an incident heart attack change this gap? *J Gerontol A Biol Sci Med Sci* 2008;63(4):420-5. *Exclude - not system-level transitional intervention*

Popescu I, Werner RM, Vaughan-Sarrazin MS, et al. Characteristics and outcomes of America's lowest-performing hospitals: an analysis of acute myocardial infarction hospital care in the United States. *Circ Cardiovasc Qual Outcomes* 2009;2(3):221-7. *Exclude - not system-level transitional intervention*

Portelli R, Lowe D, Irwin P, et al. Institutionalization after stroke. *Clin Rehabil* 2005;19(1):97-108. *Exclude - not system-level transitional intervention*

Prange GB, Jannink MJ, Groothuis-Oudshoorn CG, et al. Systematic review of the effect of robot-aided therapy on recovery of the hemiparetic arm after stroke. *J Rehabil Res Dev* 2006;43(2):171-84. *Exclude - not system-level transitional intervention*

Price CI, Pandyan AD. Electrical stimulation for preventing and treating post-stroke shoulder pain: a systematic Cochrane review. *Clin Rehabil* 2001;15(1):5-19. *Exclude - not system-level transitional intervention*

Pringle J, Hendry C, McLafferty E. A review of the early discharge experiences of stroke survivors and their carers. *J Clin Nurs* 2008;17(18):2384-97. *Exclude - not original peer-reviewed data*

Prvu Bettger JA, Stineman MG. Effectiveness of multidisciplinary rehabilitation services in postacute care: state-of-the-science. A review. *Arch Phys Med Rehabil* 2007;88(11):1526-34. *Exclude - systematic review for background*

Pullenayegum S, Fielding B, Du Plessis E, et al. The value of the role of the rehabilitation assistant. *Br J Nurs* 2005;14(14):778-84. *Exclude - not system-level transitional intervention*

Putman K, De Wit L, Schoonacker M, et al. Effect of socioeconomic status on functional and motor recovery after stroke: a European multicentre study. *J Neurol Neurosurg Psychiatry* 2007;78(6):593-9. *Exclude - not system-level transitional intervention*

Putman K, De Wit L, Schupp W, et al. Variations in follow-up services after inpatient stroke rehabilitation: a multicentre study. *J Rehabil Med* 2009;41(8):646-53. *Exclude - no acceptable comparator*

Pyoria O, Talvitie U, Nyrkko H, et al. The effect of two physiotherapy approaches on physical and cognitive functions and independent coping at home in stroke rehabilitation. A preliminary follow-up study. *Disabil Rehabil* 2007;29(6):503-11. *Exclude - not system-level transitional intervention*

Qiu Y, Li S. Stroke: coping strategies and depression among Chinese caregivers of survivors during hospitalisation. *J Clin Nurs* 2008;17(12):1563-73. *Exclude - not system-level transitional intervention*

Quan H, Cujec B, Jin Y, et al. Home care before and after hospitalization for acute myocardial infarction in Alberta, Canada. *Home Health Care Serv Q* 2004;23(1):43-61. *Exclude - not system-level transitional intervention*

Quinn TJ, Paolucci S, Sivenius J, et al. Evidence-based stroke r-e habilitation: an expanded guidance document from the european stroke organisation (ESO) guidelines for management of ischaemic stroke and transient ischaemic attack 2008. *J Rehabil Med* 2009;41(2):99-111. *Exclude - not system-level transitional intervention*

Rabadi M, Galgano M, Lynch D, et al. A pilot study of activity-based therapy in the arm motor recovery post stroke: a randomized controlled trial. *Clin Rehabil* 2008;22(12):1071-82. *Exclude - not system-level transitional intervention*

Rabadi MH. Randomized clinical stroke rehabilitation trials in 2005. *Neurochem Res* 2007;32(4-5):807-21. *Exclude - not system-level transitional intervention*

Rahiman A, Saver JL, Porter V, et al. In-hospital initiation of secondary prevention is associated with improved vascular outcomes at 3 months. *J Stroke Cerebrovasc Dis* 2008;17(1):5-8. *Exclude - not system-level transitional intervention*

Rameezan BA, Zaliha O. Functional status of acute stroke patients in University Malaya Medical Centre (UMMC), Kuala Lumpur, Malaysia. *Med J Malaysia* 2005;60(5):548-59. *Exclude - insufficient detail/sample size*

Rankin SH. Women recovering from acute myocardial infarction: psychosocial and physical functioning outcomes for 12 months after acute myocardial infarction. *Heart Lung* 2002;31(6):399-410. *Exclude - not system-level transitional intervention*

Rankin SH, Fukuoka Y. Predictors of quality of life in women 1 year after myocardial infarction. *Prog Cardiovasc Nurs* 2003;18(1):6-12. *Exclude - insufficient detail/sample size*

Rathore SS, Masoudi FA, Havranek EP, et al. Regional variations in racial differences in the treatment of elderly patients hospitalized with acute myocardial infarction. *Am J Med* 2004;117(11):811-22. *Exclude - not system-level transitional intervention*

Rathore SS, Mehta RH, Wang Y, et al. Effects of age on the quality of care provided to older patients with acute myocardial infarction. *Am J Med* 2003;114(4):307-15. *Exclude - not system-level transitional intervention*

Razinia T, Saver JL, Liebeskind DS, et al. Body mass index and hospital discharge outcomes after ischemic stroke. *Arch Neurol* 2007;64(3):388-91. *Exclude - not system-level transitional intervention*

Read SJ, Levy J. Differences in stroke care practices between regional and metropolitan hospitals. *Intern Med J* 2005;35(8):447-50. *Exclude - not system-level transitional intervention*

Read SJ, Levy J. Effects of care pathways on stroke care practices at regional hospitals. *Intern Med J* 2006;36(10):638-42. *Exclude - not system-level transitional intervention*

Redfern J, Ellis E, Briffa T, et al. Modular prevention of heart disease following acute coronary syndrome (ACS) [ISRCTN42984084]. *BMC Cardiovasc Disord* 2006;6:26. *Exclude - not original peer-reviewed data*

Redfern J, McKeivitt C, Rudd AG, et al. Health care follow-up after stroke: opportunities for secondary prevention. *Fam Pract* 2002;19(4):378-82. *Exclude - not system-level transitional intervention*

Reeves MJ, Broderick JP, Frankel M, et al. The Paul Coverdell National Acute Stroke Registry: initial results from four prototypes. *Am J Prev Med* 2006;31(6 Suppl 2):S202-9. *Exclude - not system-level transitional intervention*

Reeves MJ, Vaidya RS, Fonarow GC, et al. Quality of care and outcomes in patients with diabetes hospitalized with ischemic stroke: findings from Get With the Guidelines-Stroke. *Stroke* 2010;41(5):e409-17. *Exclude - not system-level transitional intervention*

Reikvam A, Kvan E, Aursnes I. Use of cardiovascular drugs after acute myocardial infarction: a marked shift towards evidence-based drug therapy. *Cardiovasc Drugs Ther* 2002;16(5):451-6. *Exclude - not system-level transitional intervention*

Reistetter TA, Graham JE, Deutsch A, et al. Utility of functional status for classifying community versus institutional discharges after inpatient rehabilitation for stroke. *Arch Phys Med Rehabil* 2010;91(3):345-50. *Exclude - not system-level transitional intervention*

Reker DM, Duncan PW, Horner RD, et al. Postacute stroke guideline compliance is associated with greater patient satisfaction. *Arch Phys Med Rehabil* 2002;83(6):750-6. *Exclude - not system-level transitional intervention*

Rensink M, Schuurmans M, Lindeman E, et al. Task-oriented training in rehabilitation after stroke: systematic review. *J Adv Nurs* 2009;65(4):737-54. *Exclude - not original peer-reviewed data*

Richards CL, Malouin F, Bravo G, et al. The role of technology in task-oriented training in persons with subacute stroke: a randomized controlled trial. *Neurorehabil Neural Repair* 2004;18(4):199-211. *Exclude - not system-level transitional intervention*

Richards L, Gonzalez Rothi LJ, Davis S, et al. Limited dose response to constraint-induced movement therapy in patients with chronic stroke. *Clin Rehabil* 2006;20(12):1066-74. *Exclude - not system-level transitional intervention*

Richards LG, Latham NK, Jette DU, et al. Characterizing occupational therapy practice in stroke rehabilitation. *Arch Phys Med Rehabil* 2005;86(12 Suppl 2):S51-S60. *Exclude - not system-level transitional intervention*

Rimmer JH, Rauworth AE, Wang EC, et al. A preliminary study to examine the effects of aerobic and therapeutic (nonaerobic) exercise on cardiorespiratory fitness and coronary risk reduction in stroke survivors. *Arch Phys Med Rehabil* 2009;90(3):407-12. *Exclude - not system-level transitional intervention*

Rimmer JH, Wang E. Aerobic exercise training in stroke survivors. *Top Stroke Rehabil* 2005;12(1):17-30. *Exclude - not system-level transitional intervention*

Rinere O'Brien S. Trends in inpatient rehabilitation stroke outcomes before and after advent of the prospective payment system: a systematic review. *J Neurol Phys Ther* 2010;34(1):17-23. *Exclude - not system-level transitional intervention*

Ring H, Rosenthal N. Controlled study of neuroprosthetic functional electrical stimulation in sub-acute post-stroke rehabilitation. *J Rehabil Med* 2005;37(1):32-6. *Exclude - not system-level transitional intervention*

Ring H, Treger I, Gruendlinger L, et al. Neuroprosthesis for footdrop compared with an ankle-foot orthosis: effects on postural control during walking. *J Stroke Cerebrovasc Dis* 2009;18(1):41-7. *Exclude - not system-level transitional intervention*

Ripley DL, Seel RT, Macciocchi SN, et al. The impact of diabetes mellitus on stroke acute rehabilitation outcomes. *Am J Phys Med Rehabil* 2007;86(9):754-61. *Exclude - not system-level transitional intervention*

Robbins SM, Houghton PE, Woodbury MG, et al. The therapeutic effect of functional and transcutaneous electric stimulation on improving gait speed in stroke patients: a meta-analysis. *Arch Phys Med Rehabil* 2006;87(6):853-9. *Exclude - not original peer-reviewed data*

Rocco A, Pasquini M, Cecconi E, et al. Monitoring after the acute stage of stroke: a prospective study. *Stroke* 2007;38(4):1225-8. *Exclude - not system-level transitional intervention*

- Rochette A, Desrosiers J. Coping with the consequences of a stroke. *Int J Rehabil Res* 2002;25(1):17-24. *Exclude - not system-level transitional intervention*
- Rochette A, Korner-Bitensky N, Bishop D, et al. Study protocol of the YOU CALL--WE CALL TRIAL: impact of a multimodal support intervention after a "mild" stroke. *BMC Neurol* 2010;10:3. *Exclude - insufficient detail/sample size*
- Rochette A, Korner-Bitensky N, Desrosiers J. Actual vs best practice for families post-stroke according to three rehabilitation disciplines. *J Rehabil Med* 2007;39(7):513-9. *Exclude - not system-level transitional intervention*
- Rockson SG, deGoma EM, Fonarow GC. Reinforcing a continuum of care: in-hospital initiation of long-term secondary prevention following acute coronary syndromes. *Cardiovasc Drugs Ther* 2007;21(5):375-88. *Exclude - insufficient detail/sample size*
- Roderick P, Low J, Day R, et al. Stroke rehabilitation after hospital discharge: a randomized trial comparing domiciliary and day-hospital care. *Age Ageing* 2001;30(4):303-10. *Exclude - no outcomes of interest*
- Rodgers H, Mackintosh J, Price C, et al. Does an early increased-intensity interdisciplinary upper limb therapy programme following acute stroke improve outcome? *Clin Rehabil* 2003;17(6):579-89. *Exclude - not system-level transitional intervention*
- Rodgers H, Soutter J, Kaiser W, et al. Early supported hospital discharge following acute stroke: pilot study results. *Clin Rehabil* 1997;11(4):280-287. *Exclude - outside scope of acceptable publication dates (pre-2000)*
- Roebuck A, Furze G, Thompson DR. Health-related quality of life after myocardial infarction: an interview study. *J Adv Nurs* 2001;34(6):787-94. *Exclude - not system-level transitional intervention*
- Rossnagel K, Jungehulsing GJ, Nolte CH, et al. Out-of-hospital delays in patients with acute stroke. *Ann Emerg Med* 2004;44(5):476-83. *Exclude - not system-level transitional intervention*
- Roth EJ, Lovell L, Harvey RL, et al. Delay in transfer to inpatient stroke rehabilitation: the role of acute hospital medical complications and stroke characteristics. *Top Stroke Rehabil* 2007;14(1):57-64. *Exclude - not system-level transitional intervention*
- Rousseaux M, Daveluy W, Kozlowski R. Value and efficacy of early supported discharge from stroke units. *Ann Phys Rehabil Med* 2009;52(3):224-33. *Exclude - not original peer-reviewed data*
- Rubenach S, Shadbolt B, McCallum J, et al. Assessing health-related quality of life following myocardial infarction: is the SF-12 useful? *J Clin Epidemiol* 2002;55(3):306-9. *Exclude - not system-level transitional intervention*
- Rudd AG, Lowe D, Irwin P, et al. National stroke audit: a tool for change? *Qual Health Care* 2001;10(3):141-51. *Exclude - not system-level transitional intervention*
- Rundek T, Nielsen K, Phillips S, et al. Health care resource use after acute stroke in the Glycine Antagonist in Neuroprotection (GAIN) Americas trial. *Stroke* 2004;35(6):1368-74. *Exclude - not system-level transitional intervention*

Rushford N, Murphy BM, Worcester MU, et al. Recall of information received in hospital by female cardiac patients. *Eur J Cardiovasc Prev Rehabil* 2007;14(3):463-9. *Exclude - not system-level transitional intervention*

Ryan T, Enderby P, Rigby AS. A randomized controlled trial to evaluate intensity of community-based rehabilitation provision following stroke or hip fracture in old age. *Clin Rehabil* 2006;20(2):123-31. *Exclude - not system-level transitional intervention*

Saban KL, Sherwood PR, DeVon HA, et al. Measures of psychological stress and physical health in family caregivers of stroke survivors: a literature review. *J Neurosci Nurs* 2010;42(3):128-38. *Exclude - not stroke/MI*

Sackley C, Pound K. Setting priorities for a discharge plan for stroke patients entering nursing home care. *Clin Rehabil* 2002;16(8):859-66. *Exclude - insufficient detail/sample size*

Sackley CM, Pound K. Stroke patients entering nursing home care: a content analysis of discharge letters. *Clin Rehabil* 2002;16(7):736-40. *Exclude - not system-level transitional intervention*

Salbach NM, Mayo NE, Wood-Dauphinee S, et al. A task-orientated intervention enhances walking distance and speed in the first year post stroke: a randomized controlled trial. *Clin Rehabil* 2004;18(5):509-19. *Exclude - not system-level transitional intervention*

Saleh SS, Hannan EL, Ting L. A multistate comparison of patient characteristics, outcomes, and treatment practices in acute myocardial infarction. *Am J Cardiol* 2005;96(9):1190-6. *Exclude - not system-level transitional intervention*

Salter K, Foley N, Teasell R. Social support interventions and mood status post stroke: a review. *Int J Nurs Stud* 2010;47(5):616-25. *Exclude - not original peer-reviewed data*

Salter K, Hellings C, Foley N, et al. The experience of living with stroke: a qualitative meta-synthesis. *J Rehabil Med* 2008;40(8):595-602. *Exclude - not original peer-reviewed data*

Salter K, Jutai J, Hartley M, et al. Impact of early vs delayed admission to rehabilitation on functional outcomes in persons with stroke. *J Rehabil Med* 2006;38(2):113-7. *Exclude - not system-level transitional intervention*

Salter KL, Teasell RW, Foley NC, et al. Outcome assessment in randomized controlled trials of stroke rehabilitation. *Am J Phys Med Rehabil* 2007;86(12):1007-12. *Exclude - not original peer-reviewed data*

Sampaio F, Mateus P, Bettencourt N, et al. Determinants of left ventricular systolic function recovery after an acute coronary syndrome. *Rev Port Cardiol* 2006;25(3):321-7. *Exclude - not system-level transitional intervention*

Samuelsson SM, Mahonen M, Hassaf D, et al. Short-term functional outcome of hospitalised first-ever strokes in Finnmark, Norway in 1998-1999. Results from the Finnmark Stroke Register. *Int J Circumpolar Health* 2001;60(2):235-44. *Exclude - not system-level transitional intervention*

San Segundo RM, Aguilar JJ, Santos F, et al. A model for predicting delay in discharge of stroke patients. *Ann Readapt Med Phys* 2007;50(1):14-9. *Exclude - not system-level transitional intervention*

Sanchez M, Cox RA, Rodriguez JM, et al. Review of clinical characteristics and management of patients with ST segment elevation myocardial infarction at a tertiary care center. *P R Health Sci J* 2006;25(3):219-24. *Exclude - not system-level transitional intervention*

Sandel ME, Wang H, Terdiman J, et al. Disparities in stroke rehabilitation: results of a study in an integrated health system in northern California. *PM R* 2009;1(1):29-40. *Exclude - not system-level transitional intervention*

Sanossian N, Saver JL, Liebeskind DS, et al. Achieving target cholesterol goals after stroke: is in-hospital statin initiation the key? *Arch Neurol* 2006;63(8):1081-3. *Exclude - no acceptable comparator*

Saposnik G, Black S. Stroke in the very elderly: hospital care, case fatality and disposition. *Cerebrovasc Dis* 2009;27(6):537-43. *Exclude - not system-level transitional intervention*

Saposnik G, Cote R, Phillips S, et al. Stroke outcome in those over 80: a multicenter cohort study across Canada. *Stroke* 2008;39(8):2310-7. *Exclude - not system-level transitional intervention*

Saposnik G, Mamdani M, Bayley M, et al. Effectiveness of Virtual Reality Exercises in Stroke Rehabilitation (EVREST): rationale, design, and protocol of a pilot randomized clinical trial assessing the Wii gaming system. *Int J Stroke* 2010;5(1):47-51. *Exclude - not system-level transitional intervention*

Saposnik G, Teasell R, Mamdani M, et al. Effectiveness of virtual reality using Wii gaming technology in stroke rehabilitation: a pilot randomized clinical trial and proof of principle. *Stroke* 2010;41(7):1477-84. *Exclude - not system-level transitional intervention*

Saposnik G, Webster F, O'Callaghan C, et al. Optimizing discharge planning: clinical predictors of longer stay after recombinant tissue plasminogen activator for acute stroke. *Stroke* 2005;36(1):147-50. *Exclude - not system-level transitional intervention*

Saunders DH, Greig CA, Mead GE, et al. Physical fitness training for stroke patients. *Cochrane Database Syst Rev* 2009(4):CD003316. *Exclude - not system-level transitional intervention*

Saunders DH, Greig CA, Young A, et al. Physical fitness training for stroke patients. *Cochrane Database Syst Rev* 2004(1):CD003316. *Exclude - not system-level transitional intervention*

Saxena SK, Ng TP, Yong D, et al. Total direct cost, length of hospital stay, institutional discharges and their determinants from rehabilitation settings in stroke patients. *Acta Neurol Scand* 2006;114(5):307-14. *Exclude - not system-level transitional intervention*

Schaer BA, Jenni D, Rickenbacher P, et al. Long-term performance of a simple algorithm for early discharge after ruling out acute coronary syndrome: a prospective multicenter trial. *Chest* 2005;127(4):1364-70. *Exclude - not stroke/MI*

Schlegel D, Kolb SJ, Luciano JM, et al. Utility of the NIH Stroke Scale as a predictor of hospital disposition. *Stroke* 2003;34(1):134-7. *Exclude - not system-level transitional intervention*

Schlegel DJ, Tanne D, Demchuk AM, et al. Prediction of hospital disposition after thrombolysis for acute ischemic stroke using the National Institutes of Health Stroke Scale. *Arch Neurol* 2004;61(7):1061-4. *Exclude - not system-level transitional intervention*



Schlote A, Richter M, Frank B, et al. A longitudinal study of health-related quality of life of first stroke survivors' close relatives. *Cerebrovasc Dis* 2006;22(2-3):137-42. *Exclude - not system-level transitional intervention*

Schmaltz HN, Southern D, Ghali WA, et al. Living alone, patient sex and mortality after acute myocardial infarction. *J Gen Intern Med* 2007;22(5):572-8. *Exclude - not system-level transitional intervention*

Schmidt SM, Guo L, Scheer SJ. Changes in the status of hospitalized stroke patients since inception of the prospective payment system in 1983. *Arch Phys Med Rehabil* 2002;83(7):894-8. *Exclude - not system-level transitional intervention*

Schmidt WP, Taeger D, Buecker-Nott HJ, et al. The impact of the day of the week and month of admission on the length of hospital stay in stroke patients. *Cerebrovasc Dis* 2003;16(3):247-52. *Exclude - not system-level transitional intervention*

Schouten LM, Hulscher ME, Akkermans R, et al. Factors that influence the stroke care team's effectiveness in reducing the length of hospital stay. *Stroke* 2008;39(9):2515-21. *Exclude - no outcomes of interest*

Schwamm LH, Fonarow GC, Reeves MJ, et al. Get With the Guidelines-Stroke is associated with sustained improvement in care for patients hospitalized with acute stroke or transient ischemic attack. *Circulation* 2009;119(1):107-15. *Exclude - not system-level transitional intervention*

Schwamm LH, Reeves MJ, Pan W, et al. Race/ethnicity, quality of care, and outcomes in ischemic stroke. *Circulation* 2010;121(13):1492-501. *Exclude - not system-level transitional intervention*

Scott IA, Lindsay KA, Harden HE. Utilisation of outpatient cardiac rehabilitation in Queensland. *Med J Aust* 2003;179(7):341-5. *Exclude - not system-level transitional intervention*

Sergeant P, Meyns B, Wouters P, et al. Long-term outcome after coronary artery bypass grafting in cardiogenic shock or cardiopulmonary resuscitation. *J Thorac Cardiovasc Surg* 2003;126(5):1279-86. *Exclude - not stroke/MI*

Setoguchi S, Glynn RJ, Avorn J, et al. Improvements in long-term mortality after myocardial infarction and increased use of cardiovascular drugs after discharge: a 10-year trend analysis. *J Am Coll Cardiol* 2008;51(13):1247-54. *Exclude - not system-level transitional intervention*

Shah ND, Dunlay SM, Ting HH, et al. Long-term medication adherence after myocardial infarction: experience of a community. *Am J Med* 2009;122(10):961 e7-13. *Exclude - not system-level transitional intervention*

Sheikh K, Bullock C. Urban-rural differences in the quality of care for medicare patients with acute myocardial infarction. *Arch Intern Med* 2001;161(5):737-43. *Exclude - not system-level transitional intervention*

Shen Q, Cordato D, Chan DK, et al. Identifying the determinants of 1-year post-stroke outcomes in elderly patients. *Acta Neurol Scand* 2006;113(2):114-20. *Exclude - not system-level transitional intervention*

Shen Y, Findley PA, Maney M, et al. Department of Veterans Affairs-Medicare dual beneficiaries with stroke: where do they get care? *J Rehabil Res Dev* 2008;45(1):43-51. *Exclude - not system-level transitional intervention*

Shepperd S, Doll H, Broad J, et al. Early discharge hospital at home. *Cochrane Database of Systematic Reviews* 2009(1). *Exclude - SR/MA for background*

Shiflett SC. Does acupuncture work for stroke rehabilitation: what do recent clinical trials really show? *Top Stroke Rehabil* 2007;14(4):40-58. *Exclude - not system-level transitional intervention*

Shiflett SC, Nayak S, Bid C, et al. Effect of Reiki treatments on functional recovery in patients in poststroke rehabilitation: a pilot study. *J Altern Complement Med* 2002;8(6):755-63. *Exclude - not system-level transitional intervention*

Shyu YI, Chen MC, Chen ST, et al. A family caregiver-oriented discharge planning program for older stroke patients and their family caregivers. *J Clin Nurs* 2008;17(18):2497-508. *Exclude - not stroke/MI*

Simon C, Kendrick T. Community provision for informal live-in carers of stroke patients. *Br J Community Nurs* 2002;7(6):292-8. *Exclude - not system-level transitional intervention*

Simon C, Kumar S, Kendrick T. Formal support of stroke survivors and their informal carers in the community: a cohort study. *Health Soc Care Community* 2008;16(6):582-92. *Exclude - not system-level transitional intervention*

Sims J, Galea M, Taylor N, et al. Regenerate: assessing the feasibility of a strength-training program to enhance the physical and mental health of chronic post stroke patients with depression. *Int J Geriatr Psychiatry* 2009;24(1):76-83. *Exclude - not system-level transitional intervention*

Sit JW, Wong TK, Clinton M, et al. Stroke care in the home: the impact of social support on the general health of family caregivers. *J Clin Nurs* 2004;13(7):816-24. *Exclude - no acceptable comparator*

Sit JW, Yip VY, Ko SK, et al. A quasi-experimental study on a community-based stroke prevention programme for clients with minor stroke. *J Clin Nurs* 2007;16(2):272-81. *Exclude - not outcomes of interest*

Ski C, O'Connell B. Stroke: the increasing complexity of carer needs. *J Neurosci Nurs* 2007;39(3):172-9. *Exclude - not system-level transitional intervention*

Skibicka I, Niewada M, Skowronska M, et al. Poststroke service in Poland: results of a 2-year prospective, observational study. *Int J Stroke* 2009;4(5):318-9. *Exclude - not system-level transitional intervention*

Smith DH, Kramer JM, Perrin N, et al. A randomized trial of direct-to-patient communication to enhance adherence to beta-blocker therapy following myocardial infarction. *Arch Intern Med* 2008;168(5):477-83; discussion 483; quiz 447. *Exclude - not system-level transitional intervention*

Smith J, Liles C. Information needs before hospital discharge of myocardial infarction patients: a comparative, descriptive study. *J Clin Nurs* 2007;16(4):662-71. *Exclude - not system-level transitional intervention*

Smith MA, Frytak JR, Liou JI, et al. Rehospitalization and survival for stroke patients in managed care and traditional Medicare plans. *Med Care* 2005;43(9):902-10. *Exclude - not system-level transitional intervention*

Smith PM, Ottenbacher KJ, Cranley M, et al. Predicting follow-up living setting in patients with stroke. *Arch Phys Med Rehabil* 2002;83(6):764-70. *Exclude - not system-level transitional intervention*

Somerford PJ, Lee AH, Yau KK. Ischemic stroke hospital stay and discharge destination. *Ann Epidemiol* 2004;14(10):773-7. *Exclude - not system-level transitional intervention*

Sonde L, Viitanen M. Length of hospital stay, functional independence and life satisfaction after stroke. *Int J Rehabil Res* 2001;24(1):73-8. *Exclude - not system-level transitional intervention*

Song R, Lee H. Managing health habits for myocardial infarction (MI) patients. *Int J Nurs Stud* 2001;38(4):375-80. *Exclude - not system-level transitional intervention*

Song YM, Ferrer RL, Cho SI, et al. Socioeconomic status and cardiovascular disease among men: the Korean national health service prospective cohort study. *Am J Public Health* 2006;96(1):152-9. *Exclude - not system-level transitional intervention*

Sonoda S, Saitoh E, Nagai S, et al. Full-time integrated treatment program, a new system for stroke rehabilitation in Japan: comparison with conventional rehabilitation. *Am J Phys Med Rehabil* 2004;83(2):88-93. *Exclude - not system-level transitional intervention*

Sorensen HV, Lendal S, Schultz-Larsen K, et al. Stroke rehabilitation: assistive technology devices and environmental modifications following primary rehabilitation in hospital--a therapeutic perspective. *Assist Technol* 2003;15(1):39-48. *Exclude - not system-level transitional intervention*

Southern WN, Berger MA, Bellin EY, et al. Hospitalist care and length of stay in patients requiring complex discharge planning and close clinical monitoring. *Arch Intern Med* 2007;167(17):1869-74. *Exclude - not system-level transitional intervention*

Spencer FA, Lessard D, Yarzebski J, et al. Decade-long changes in the use of combination evidence-based medical therapy at discharge for patients surviving acute myocardial infarction. *Am Heart J* 2005;150(4):838-44. *Exclude - not system-level transitional intervention*

Spencer FA, Salami B, Yarzebski J, et al. Temporal trends and associated factors of inpatient cardiac rehabilitation in patients with acute myocardial infarction: a community-wide perspective. *J Cardiopulm Rehabil* 2001;21(6):377-84. *Exclude - not system-level transitional intervention*

Spertus JA, Peterson E, Rumsfeld JS, et al. The Prospective Registry Evaluating Myocardial Infarction: Events and Recovery (PREMIER)--evaluating the impact of myocardial infarction on patient outcomes. *Am Heart J* 2006;151(3):589-97. *Exclude - not system-level transitional intervention*

Spieler JF, Lanoe JL, Amarenco P. Socioeconomic aspects of postacute care for patients with brain infarction in France. *Cerebrovasc Dis* 2002;13(2):132-41. *Exclude - not system-level transitional intervention*

Spieler JF, Lanoe JL, Amarenco P. Costs of stroke care according to handicap levels and stroke subtypes. *Cerebrovasc Dis* 2004;17(2-3):134-42. *Exclude - not system-level transitional intervention*

Stahle A, Lindquist I, Mattsson E. Important factors for physical activity among elderly patients one year after an acute myocardial infarction. *Scand J Rehabil Med* 2000;32(3):111-6. *Exclude - not system-level transitional intervention*

Stein J, Krebs HI, Frontera WR, et al. Comparison of two techniques of robot-aided upper limb exercise training after stroke. *Am J Phys Med Rehabil* 2004;83(9):720-8. *Exclude - not system-level transitional intervention*

Stephens S, Kenny RA, Rowan E, et al. Association between mild vascular cognitive impairment and impaired activities of daily living in older stroke survivors without dementia. *J Am Geriatr Soc* 2005;53(1):103-7. *Exclude - not system-level transitional intervention*

Stultjens EM, Dekker J, Bouter LM, et al. Evidence of the efficacy of occupational therapy in different conditions: an overview of systematic reviews. *Clin Rehabil* 2005;19(3):247-54. *Exclude - not original peer-reviewed data*

Stultjens EM, Dekker J, Bouter LM, et al. Occupational therapy for stroke patients: a systematic review. *Stroke* 2003;34(3):676-87. *Exclude - not original peer-reviewed data*

Stewart DE, Abbey SE, Shnek ZM, et al. Gender differences in health information needs and decisional preferences in patients recovering from an acute ischemic coronary event. *Psychosom Med* 2004;66(1):42-8. *Exclude - not system-level transitional intervention*

Stewart KC, Cauraugh JH, Summers JJ. Bilateral movement training and stroke rehabilitation: a systematic review and meta-analysis. *J Neurol Sci* 2006;244(1-2):89-95. *Exclude - not system-level transitional intervention*

Stibrant Sunnerhagen K. Circuit training in community-living "younger" men after stroke. *J Stroke Cerebrovasc Dis* 2007;16(3):122-9. *Exclude - not system-level transitional intervention*

Stineman MG, Asch DA. Comparing VA and non-VA health care: the case of post-stroke rehabilitation. *LDI Issue Brief* 2001;6(5):1-4. *Exclude - not original peer-reviewed data*

Stineman MG, Ross RN, Hamilton BB, et al. Inpatient rehabilitation after stroke: a comparison of lengths of stay and outcomes in the Veterans Affairs and non-Veterans Affairs health care system. *Med Care* 2001;39(2):123-37. *Exclude - not system-level transitional intervention*

Stone J. Cardiac rehabilitation: Cost and care effective. *Can J Cardiol* 2004;20(12):1256-7. *Exclude - not system-level transitional intervention*

Strasser DC, Falconer JA, Herrin JS, et al. Team functioning and patient outcomes in stroke rehabilitation. *Arch Phys Med Rehabil* 2005;86(3):403-9. *Exclude - not system-level transitional intervention*

Strasser DC, Falconer JA, Stevens AB, et al. Team training and stroke rehabilitation outcomes: a cluster randomized trial. *Arch Phys Med Rehabil* 2008;89(1):10-5. *Exclude - not system-level transitional intervention*

Stuart M, Benvenuti F, Macko R, et al. Community-based adaptive physical activity program for chronic stroke: feasibility, safety, and efficacy of the Empoli model. *Neurorehabil Neural Repair* 2009;23(7):726-34. *Exclude - not system-level transitional intervention*

Stuart M, Ryser C, Levitt A, et al. Stroke rehabilitation in Switzerland versus the United States: a preliminary comparison. *Neurorehabil Neural Repair* 2005;19(2):139-47. *Exclude - not system-level transitional intervention*

Studenski S, Duncan PW, Perera S, et al. Daily functioning and quality of life in a randomized controlled trial of therapeutic exercise for subacute stroke survivors. *Stroke* 2005;36(8):1764-70. *Exclude - not system-level transitional intervention*

Stukel TA, Alter DA, Schull MJ, et al. Association between hospital cardiac management and outcomes for acute myocardial infarction patients. *Med Care* 2010;48(2):157-65. *Exclude - not system-level transitional intervention*

Suaya JA, Shepard DS, Normand SL, et al. Use of cardiac rehabilitation by Medicare beneficiaries after myocardial infarction or coronary bypass surgery. *Circulation* 2007;116(15):1653-62. *Exclude - not system-level transitional intervention*

Subramanian U, Weinberger M, Eckert GJ, et al. Geographic variation in health care utilization and outcomes in veterans with acute myocardial infarction. *J Gen Intern Med* 2002;17(8):604-11. *Exclude - not system-level transitional intervention*

Suh M, Kim K, Kim I, et al. Caregiver's burden, depression and support as predictors of post-stroke depression: a cross-sectional survey. *Int J Nurs Stud* 2005;42(6):611-8. *Exclude - not system-level transitional intervention*

Sullivan KA, Katajamaki A. Stroke education: retention effects in those at low- and high-risk of stroke. *Patient Educ Couns* 2009;74(2):205-12. *Exclude - not system-level transitional intervention*

Suwanwela NC, Eusattasak N, Phanthumchinda K, et al. Combination of acute stroke unit and short-term stroke ward with early supported discharge decreases mortality and complications after acute ischemic stroke. *J Med Assoc Thai* 2007;90(6):1089-96. *Exclude - not system-level transitional intervention*

Suzuki M, Omori M, Hatakeyama M, et al. Predicting recovery of upper-body dressing ability after stroke. *Arch Phys Med Rehabil* 2006;87(11):1496-502. *Exclude - not system-level transitional intervention*

Sweileh WM, Sawalha AF, Zyoud SH, et al. Discharge medications among ischemic stroke survivors. *J Stroke Cerebrovasc Dis* 2009;18(2):97-102. *Exclude - not system-level transitional intervention*

Sze FK, Wong E, Yi X, et al. Does acupuncture have additional value to standard poststroke motor rehabilitation? *Stroke* 2002;33(1):186-94. *Exclude - not system-level transitional intervention*

Taberaux PB, Brass LM, Concato J, et al. Hospital admissions for stroke among the very old in the USA. *Neuroepidemiology* 2008;31(2):93-9. *Exclude - not system-level transitional intervention*

Tan WS, Heng BH, Chua KS, et al. Factors predicting inpatient rehabilitation length of stay of acute stroke patients in Singapore. *Arch Phys Med Rehabil* 2009;90(7):1202-7. *Exclude - not system-level transitional intervention*

Tang A, Closson V, Marzolini S, et al. Cardiac rehabilitation after stroke-need and opportunity. *J Cardiopulm Rehabil Prev* 2009;29(2):97-104. *Exclude - not system-level transitional intervention*

Tang EW, Wong CK, Herbison P. Community hospital versus tertiary hospital comparison in the treatment and outcome of patients with acute coronary syndrome: a New Zealand experience. *N Z Med J* 2006;119(1238):U2078. *Exclude - not system-level transitional intervention*

Tang EW, Wong CK, Herbison P. Global Registry of Acute Coronary Events (GRACE) hospital discharge risk score accurately predicts long-term mortality post acute coronary syndrome. *Am Heart J* 2007;153(1):29-35. *Exclude - not system-level transitional intervention*

Taub E, Lum PS, Hardin P, et al. AutoCITE: automated delivery of CI therapy with reduced effort by therapists. *Stroke* 2005;36(6):1301-4. *Exclude - not system-level transitional intervention*

Taub E, Uswatte G, King DK, et al. A placebo-controlled trial of constraint-induced movement therapy for upper extremity after stroke. *Stroke* 2006;37(4):1045-9. *Exclude - not system-level transitional intervention*

Taylor RS, Watt A, Dalal HM, et al. Home-based cardiac rehabilitation versus hospital-based rehabilitation: a cost effectiveness analysis. *Int J Cardiol* 2007;119(2):196-201. *Exclude - no outcomes of interest*

Teasdale TW, Engberg AW. Disability pensions in relation to stroke: a population study. *Brain Inj* 2002;16(11):997-1009. *Exclude - not system-level transitional intervention*

Teasdale TW, Engberg AW. Psychosocial consequences of stroke: a long-term population-based follow-up. *Brain Inj* 2005;19(12):1049-58. *Exclude - not system-level transitional intervention*

Teasell R, Bitensky J, Salter K, et al. The role of timing and intensity of rehabilitation therapies. *Top Stroke Rehabil* 2005;12(3):46-57. *Exclude - not system-level transitional intervention*

Teasell R, Foley N, Salter K, et al. Evidence-Based Review of Stroke Rehabilitation: executive summary, 12th edition. *Top Stroke Rehabil* 2009;16(6):463-88. *Exclude - not system-level transitional intervention*

Teasell RW, Bhogal SK, Foley NC, et al. Gait retraining post stroke. *Top Stroke Rehabil* 2003;10(2):34-65. *not system-level transitional intervention*

Teasell RW, Foley NC, Bhogal SK, et al. Early supported discharge in stroke rehabilitation. *Top Stroke Rehabil* 2003;10(2):19-33. *Exclude - systematic review*

Teasell RW, Foley NC, Salter KL, et al. A blueprint for transforming stroke rehabilitation care in Canada: the case for change. *Arch Phys Med Rehabil* 2008;89(3):575-8. *Exclude - not original peer-reviewed data*

Tellier M, Rochette A. Falling through the cracks: a literature review to understand the reality of mild stroke survivors. *Top Stroke Rehabil* 2009;16(6):454-62. *Exclude - systematic review*

Thorsen AM, Holmqvist LW, de Pedro-Cuesta J, et al. A randomized controlled trial of early supported discharge and continued rehabilitation at home after stroke: five-year follow-up of patient outcome. *Stroke* 2005;36(2):297-303. *Exclude - no acceptable comparator*

Timlin MT, Shores KV, Reicks M. Behavior change outcomes in an outpatient cardiac rehabilitation program. *J Am Diet Assoc* 2002;102(5):664-71. *Exclude - not system-level transitional intervention*

Timmins F, Kaliszer M. Information needs of myocardial infarction patients. *Eur J Cardiovasc Nurs* 2003;2(1):57-65. *Exclude - not system-level transitional intervention*

Tonne C, Schwartz J, Mittleman M, et al. Long-term survival after acute myocardial infarction is lower in more deprived neighborhoods. *Circulation* 2005;111(23):3063-70. *Exclude - not system-level transitional intervention*

Tooth L, McKenna K, Barnett A, et al. Caregiver burden, time spent caring and health status in the first 12 months following stroke. *Brain Inj* 2005;19(12):963-74. *Exclude - not system-level transitional intervention*

Tooth L, McKenna K, Goh K, et al. Length of stay, discharge destination, and functional improvement: utility of the Australian National Subacute and Nonacute Patient Casemix Classification. *Stroke* 2005;36(7):1519-25. *Exclude - not system-level transitional intervention*

Toschke AM, Tilling K, Cox AM, et al. Patient-specific recovery patterns over time measured by dependence in activities of daily living after stroke and post-stroke care: The South London Stroke Register (SLSR). *Eur J Neurol* 2010;17(2):219-225. *Exclude - not system-level transitional intervention*

Tosun N, Akbayrak N. Global case management: using the case management model for the care of patients with acute myocardial infarction in a military hospital in Turkey. *Lippincotts Case Manag* 2006;11(4):207-15. *Exclude - is a case report, letter, etc.*

Trombly CA, Ma HI. A synthesis of the effects of occupational therapy for persons with stroke, Part I: Restoration of roles, tasks, and activities. *Am J Occup Ther* 2002;56(3):250-9. *Exclude - not system-level transitional intervention*

Tseng MC, Lin HJ. Readmission after hospitalization for stroke in Taiwan: results from a national sample. *J Neurol Sci* 2009;284(1-2):52-5. *Exclude - not system-level transitional intervention*

Turner-Stokes L. Cost-efficiency of longer-stay rehabilitation programmes: can they provide value for money? *Brain Inj* 2007;21(10):1015-21. *Exclude - not system-level transitional intervention*

Turner-Stokes L, Hassan N. Depression after stroke: a review of the evidence base to inform the development of an integrated care pathway. Part 1: Diagnosis, frequency and impact. *Clin Rehabil* 2002;16(3):231-47. *Exclude - not system-level transitional intervention*

Turner-Stokes L, Hassan N. Depression after stroke: a review of the evidence base to inform the development of an integrated care pathway. Part 2: Treatment alternatives. *Clin Rehabil* 2002;16(3):248-60. *Exclude - not system-level transitional intervention*

Turner-Stokes L, Hassan N, Pierce K, et al. Managing depression in brain injury rehabilitation: the use of an integrated care pathway and preliminary report of response to sertraline. *Clin Rehabil* 2002;16(3):261-8. *Exclude - not system-level transitional intervention*

Tyden P, Hansen O, Engstrom G, et al. Myocardial infarction in an urban population: worse long term prognosis for patients from less affluent residential areas. *J Epidemiol Community Health* 2002;56(10):785-90. *Exclude - not system-level transitional intervention*

Tyedin K, Cumming TB, Bernhardt J. Quality of life: an important outcome measure in a trial of very early mobilisation after stroke. *Disabil Rehabil* 2010;32(11):875-84. *Exclude - not system-level transitional intervention*

Underwood P, Beck P. Secondary prevention following myocardial infarction: evidence from an audit in South Wales that the National Service Framework for coronary heart disease does not address all the issues. *Qual Saf Health Care* 2002;11(3):230-2. *Exclude - not system-level transitional intervention*

Urton ML, Kohia M, Davis J, et al. Systematic literature review of treatment interventions for upper extremity hemiparesis following stroke. *Occup Ther Int* 2007;14(1):11-27. *Exclude - not system-level transitional intervention*

van de Port IG, Wood-Dauphinee S, Lindeman E, et al. Effects of exercise training programs on walking competency after stroke: a systematic review. *Am J Phys Med Rehabil* 2007;86(11):935-51. *Exclude - not system-level transitional intervention*

van den Bos GA, Smits JP, Westert GP, et al. Socioeconomic variations in the course of stroke: unequal health outcomes, equal care? *J Epidemiol Community Health* 2002;56(12):943-8. *Exclude - not system-level transitional intervention*

van der Gaag A, Brooks R. Economic aspects of a therapy and support service for people with long-term stroke and aphasia. *Int J Lang Commun Disord* 2008;43(3):233-44. *Exclude - not system-level transitional intervention*

van der Meijden MJ, Solen I, Hasman A, et al. Two patient care information systems in the same hospital: beyond technical aspects. *Methods Inf Med* 2003;42(4):423-7. *Exclude - not system-level transitional intervention*

van Peppen RP, Hendriks HJ, van Meeteren NL, et al. The development of a clinical practice stroke guideline for physiotherapists in The Netherlands: a systematic review of available evidence. *Disabil Rehabil* 2007;29(10):767-83. *Exclude - not system-level transitional intervention*

Van Peppen RP, Kwakkel G, Wood-Dauphinee S, et al. The impact of physical therapy on functional outcomes after stroke: what's the evidence? *Clin Rehabil* 2004;18(8):833-62. *Exclude - not system-level transitional intervention*

van Zandvoort MJ, Kessels RP, Nys GM, et al. Early neuropsychological evaluation in patients with ischaemic stroke provides valid information. *Clin Neurol Neurosurg* 2005;107(5):385-92. *Exclude - not system-level transitional intervention*

Varnava AM, Sedgwick JE, Deaner A, et al. Restricted weekend service inappropriately delays discharge after acute myocardial infarction. *Heart* 2002;87(3):216-9. *Exclude - not system-level transitional intervention*



- Venketasubramanian N. Stroke pathways. *Ann Acad Med Singapore* 2001;30(4 Suppl):27-35. *Exclude - insufficient detail/sample size*
- Venketasubramanian N, Ang YH, Chan BP, et al. Bridging the gap between primary and specialist care--an integrative model for stroke. *Ann Acad Med Singapore* 2008;37(2):118-27. *Exclude - insufficient detail/sample size*
- Verdouw-van Tol HC, Peltenburg HG, Koster T. Improved cardiovascular risk profile in patients referred to a specialised vascular outpatient clinic: a cohort study. *Eur J Cardiovasc Nurs* 2010;9(2):101-7. *Exclude - not system-level transitional intervention*
- Vincent C, Deaudelin I, Robichaud L, et al. Rehabilitation needs for older adults with stroke living at home: perceptions of four populations. *BMC Geriatr* 2007;7:20. *Exclude - not system-level transitional intervention*
- Vincent C, Desrosiers J, Landreville P, et al. Burden of caregivers of people with stroke: evolution and predictors. *Cerebrovasc Dis* 2009;27(5):456-64. *Exclude - not system-level transitional intervention*
- Visser-Keizer AC, Meyboom-de Jong B, Deelman BG, et al. Subjective changes in emotion, cognition and behaviour after stroke: factors affecting the perception of patients and partners. *J Clin Exp Neuropsychol* 2002;24(8):1032-45. *Exclude - not system-level transitional intervention*
- Visser-Meily A, Post M, Meijer AM, et al. When a parent has a stroke: clinical course and prediction of mood, behavior problems, and health status of their young children. *Stroke* 2005;36(11):2436-40. *Exclude - not system-level transitional intervention*
- Volpp KG, Williams SV, Waldfogel J, et al. Market reform in New Jersey and the effect on mortality from acute myocardial infarction. *Health Serv Res* 2003;38(2):515-33. *Exclude - not system-level transitional intervention*
- von Koch L, Holmqvist L, Kostulas V, et al. A Randomized Controlled Trial of Rehabilitation at Home After Stroke in Southwest Stockholm: Outcome at Six Months. *Scandinavian Journal of Rehabilitation Medicine* 1998;32:80-86. *Exclude - pre-2000*
- Votruba ME, Cebul RD. Redirecting patients to improve stroke outcomes: implications of a volume-based approach in one urban market. *Med Care* 2006;44(12):1129-36. *Exclude - not system-level transitional intervention*
- Wachters-Kaufmann C, Schuling J, The H, et al. Actual and desired information provision after a stroke. *Patient Educ Couns* 2005;56(2):211-7. *Exclude - not system-level transitional intervention*
- Walker C, Brouwer BJ, Culham EG. Use of visual feedback in retraining balance following acute stroke. *Phys Ther* 2000;80(9):886-95. *Exclude - not system-level transitional intervention*
- Walker MF, Hawkins K, Gladman JR, et al. Randomised controlled trial of occupational therapy at home: results at 1 year. *J Neurol Neurosurg Psychiatry* 2001;70(2):267. *Exclude - not system-level transitional intervention*
- Walker MF, Leonardi-Bee J, Bath P, et al. Individual patient data meta-analysis of randomized controlled trials of community occupational therapy for stroke patients. *Stroke* 2004;35(9):2226-32. *Exclude meta-analysis*

Walsh T, Cotter S, Boland M, et al. Stroke unit care is superior to general rehabilitation unit care. *Ir Med J* 2006;99(10):300-2. *Exclude - not system-level transitional intervention*

Wang Y, Lim LL, Levi C, et al. A prognostic index for 30-day mortality after stroke. *J Clin Epidemiol* 2001;54(8):766-73. *Exclude - not system-level transitional intervention*

Wang Y, Wu D, Ma R, et al. A survey on adherence to secondary ischemic stroke prevention. *Neurol Res* 2006;28(1):16-20. *Exclude - not system-level transitional intervention*

Watkins CL, Auton MF, Deans CF, et al. Motivational interviewing early after acute stroke: a randomized, controlled trial. *Stroke* 2007;38(3):1004-9. *Exclude - not system-level transitional intervention*

Wee JY, Hopman WM. Stroke impairment predictors of discharge function, length of stay, and discharge destination in stroke rehabilitation. *Am J Phys Med Rehabil* 2005;84(8):604-12. *Exclude - not system-level transitional intervention*

Weimar C, Weber C, Wagner M, et al. Management patterns and health care use after intracerebral hemorrhage. a cost-of-illness study from a societal perspective in Germany. *Cerebrovasc Dis* 2003;15(1-2):29-36. *Exclude - not system-level transitional intervention*

Weimar C, Ziegler A, Konig IR, et al. Predicting functional outcome and survival after acute ischemic stroke. *J Neurol* 2002;249(7):888-95. *Exclude - not system-level transitional intervention*

Wen M, Christakis NA. Neighborhood effects on posthospitalization mortality: a population-based cohort study of the elderly in Chicago. *Health Serv Res* 2005;40(4):1108-27. *Exclude - not system-level transitional intervention*

White JH, Alston MK, Marquez JL, et al. Community-dwelling stroke survivors: function is not the whole story with quality of life. *Arch Phys Med Rehabil* 2007;88(9):1140-6. *Exclude - not system-level transitional intervention*

Widjaja LS, Chan BP, Chen H, et al. Variance analysis applied to a stroke pathway: how this can improve efficiency of healthcare delivery. *Ann Acad Med Singapore* 2002;31(4):425-30. *Exclude - not system-level transitional intervention*

Wiles R, Ashburn A, Payne S, et al. Discharge from physiotherapy following stroke: the management of disappointment. *Soc Sci Med* 2004;59(6):1263-73. *Exclude - not system-level transitional intervention*

Wilkins S, Jung B, Wishart L, et al. The effectiveness of community-based occupational therapy education and functional training programs for older adults: a critical literature review. *Can J Occup Ther* 2003;70(4):214-25. *Exclude - systematic review*

Wilz G, Kalytta T. Anxiety symptoms in spouses of stroke patients. *Cerebrovasc Dis* 2008;25(4):311-5. *Exclude - not system-level transitional intervention*

Wita K, Filipecki A, Szydlo K, et al. Prediction of long-term outcome after primary percutaneous coronary intervention for acute anterior myocardial infarction. *Kardiol Pol* 2010;68(4):393-400. *Exclude - not system-level transitional intervention*

Wodchis WP, Teare GF, Naglie G, et al. Skilled nursing facility rehabilitation and discharge to home after stroke. *Arch Phys Med Rehabil* 2005;86(3):442-8. *Exclude - not system-level transitional intervention*

Wolf SL, Winstein CJ, Miller JP, et al. Retention of upper limb function in stroke survivors who have received constraint-induced movement therapy: the EXCITE randomised trial. *Lancet Neurol* 2008;7(1):33-40. *Exclude - not system-level transitional intervention*

Wolfe CD, Tilling K, Rudd AG. The effectiveness of community-based rehabilitation for stroke patients who remain at home: a pilot randomized trial. *Clin Rehabil* 2000;14(6):563-9. *Exclude - insufficient detail/sample size*

Wolinsky FD, Bentler SE, Cook EA, et al. A 12-year prospective study of stroke risk in older Medicare beneficiaries. *BMC Geriatr* 2009;9:17. *Exclude - not system-level transitional intervention*

Woo J, Chan SY, Sum MW, et al. In patient stroke rehabilitation efficiency: influence of organization of service delivery and staff numbers. *BMC Health Serv Res* 2008;8:86. *Exclude - not system-level transitional intervention*

Woods SE, Chandran P, Levin L. Does the patient's sex influence cardiovascular outcome after acute myocardial infarction? *J Fam Pract* 2002;51(3):237-40. *Exclude - not system-level transitional intervention*

Wozniak MA, Kittner SJ. Return to work after ischemic stroke: a methodological review. *Neuroepidemiology* 2002;21(4):159-66. *Exclude - not system-level transitional intervention*

Wright DJ, Khan KM, Gossage EM, et al. Assessment of a low-intensity cardiac rehabilitation programme using the six-minute walk test. *Clin Rehabil* 2001;15(2):119-24. *Exclude - not system-level transitional intervention*

Wu CY, Chen CL, Tsai WC, et al. A randomized controlled trial of modified constraint-induced movement therapy for elderly stroke survivors: changes in motor impairment, daily functioning, and quality of life. *Arch Phys Med Rehabil* 2007;88(3):273-8. *Exclude - not system-level transitional intervention*

Wu HM, Tang JL, Lin XP, et al. Acupuncture for stroke rehabilitation. *Cochrane Database Syst Rev* 2006;3:CD004131. *Exclude - not system-level transitional intervention*

Yagura H, Miyai I, Seike Y, et al. Benefit of inpatient multidisciplinary rehabilitation up to 1 year after stroke. *Arch Phys Med Rehabil* 2003;84(11):1687-91. *Exclude - not system-level transitional intervention*

Yan AT, Tan M, Fitchett D, et al. One-year outcome of patients after acute coronary syndromes (from the Canadian Acute Coronary Syndromes Registry). *Am J Cardiol* 2004;94(1):25-9. *Exclude - not system-level transitional intervention*

Yan RT, Yan AT, Tan M, et al. Age-related differences in the management and outcome of patients with acute coronary syndromes. *Am Heart J* 2006;151(2):352-9. *Exclude - not system-level transitional intervention*

Yan T, Hui-Chan CW. Transcutaneous electrical stimulation on acupuncture points improves muscle function in subjects after acute stroke: a randomized controlled trial. *J Rehabil Med* 2009;41(5):312-6. *Exclude - not system-level transitional intervention*

Yan T, Hui-Chan CW, Li LS. Functional electrical stimulation improves motor recovery of the lower extremity and walking ability of subjects with first acute stroke: a randomized placebo-controlled trial. *Stroke* 2005;36(1):80-5. *Exclude - not system-level transitional intervention*

Yang YR, Wang RY, Chen YC, et al. Dual-task exercise improves walking ability in chronic stroke: a randomized controlled trial. *Arch Phys Med Rehabil* 2007;88(10):1236-40. *Exclude - not system-level transitional intervention*

Yang YR, Wang RY, Lin KH, et al. Task-oriented progressive resistance strength training improves muscle strength and functional performance in individuals with stroke. *Clin Rehabil* 2006;20(10):860-70. *Exclude - not system-level transitional intervention*

Yavuzer G, Kucukdeveci A, Arasil T, et al. Rehabilitation of stroke patients: clinical profile and functional outcome. *Am J Phys Med Rehabil* 2001;80(4):250-5. *Exclude - not system-level transitional intervention*

Yavuzer G, Senel A, Atay MB, et al. "Playstation eyetoy games" improve upper extremity-related motor functioning in subacute stroke: a randomized controlled clinical trial. *Eur J Phys Rehabil Med* 2008;44(3):237-44. *Exclude - not system-level transitional intervention*

Yeh PS, Lin HJ, Bai CH, et al. Effect of in-hospital initiation of lipid-lowering therapy on six-month outcomes in patients with acute ischemic stroke or transient ischemic attack. *Am J Cardiol* 2010;105(10):1490-4. *Exclude - not system-level transitional intervention*

Yen CL, Wang RY, Liao KK, et al. Gait training induced change in corticomotor excitability in patients with chronic stroke. *Neurorehabil Neural Repair* 2008;22(1):22-30. *Exclude - not system-level transitional intervention*

Yen JG, Wang RY, Chen HH, et al. Effectiveness of modified constraint-induced movement therapy on upper limb function in stroke subjects. *Acta Neurol Taiwan* 2005;14(1):16-20. *Exclude - not system-level transitional intervention*

Yeung S, Lui MH, Ross F, et al. Family carers in stroke care: examining the relationship between problem-solving, depression and general health. *J Clin Nurs* 2007;16(2):344-52. *Exclude - not system-level transitional intervention*

Yip BC, Man DW. Virtual reality (VR)-based community living skills training for people with acquired brain injury: A pilot study. *Brain Inj* 2009;23(13-14):1017-26. *Exclude - insufficient detail/sample size*

Yonezawa R, Masuda T, Matsunaga A, et al. Effects of phase II cardiac rehabilitation on job stress and health-related quality of life after return to work in middle-aged patients with acute myocardial infarction. *Int Heart J* 2009;50(3):279-90. *Exclude - not system-level transitional intervention*

Yong Joo L, Soon Yin T, Xu D, et al. A feasibility study using interactive commercial off-the-shelf computer gaming in upper limb rehabilitation in patients after stroke. *J Rehabil Med* 2010;42(5):437-41. *Exclude - not system-level transitional intervention*

Young W, McShane J, O'Connor T, et al. Registered nurses' experiences with an evidence-based home care pathway for myocardial infarction clients. *Can J Cardiovasc Nurs* 2004;14(3):24-31. *Exclude - no outcomes of interest*

Yu BR. Influences of health insurance status on clinical treatments and outcomes for 4,714 patients after acute myocardial infarction in 14 Chinese general hospitals. *J Med Dent Sci* 2005;52(2):143-51. *Exclude - not system-level transitional intervention*

Yu CM, Lau CP, Chau J, et al. A short course of cardiac rehabilitation program is highly cost effective in improving long-term quality of life in patients with recent myocardial infarction or percutaneous coronary intervention. *Arch Phys Med Rehabil* 2004;85(12):1915-22. *Exclude - not system-level transitional intervention*

Yuval R, Halon DA, Lewis BS. Perceived disability and lifestyle modification following hospitalization for non-ST elevation versus ST elevation acute coronary syndromes: the patients' point of view. *Eur J Cardiovasc Nurs* 2007;6(4):287-92. *Exclude - not system-level transitional intervention*

Zahger D, Hod H, Gottlieb S, et al. Influence of the new definition of acute myocardial infarction on coronary care unit admission, discharge diagnosis, management and outcome in patients with non-ST elevation acute coronary syndromes: a national survey. *Int J Cardiol* 2006;106(2):164-9. *Exclude - not system-level transitional intervention*

Zdrengea D, Predescu D, Ducasz E, et al. Results of a long-term training program after acute myocardial infarction. *Rom J Intern Med* 2004;42(3):513-9. *Exclude - not system-level transitional intervention*

Zorowitz RD, Chen E, Tong KB, et al. Costs and rehabilitation use of stroke survivors: a retrospective study of Medicare beneficiaries. *Top Stroke Rehabil* 2009;16(5):309-20. *Exclude - not system-level transitional intervention*

Zuckerman IH, Weiss SR, McNally D, et al. Impact of an educational intervention for secondary prevention of myocardial infarction on Medicaid drug use and cost. *Am J Manag Care* 2004;10(7 Pt 2):493-500. *Exclude - not system-level transitional intervention*