

Centre Number	Candidate Number	Name
---------------	------------------	------

CAMBRIDGE INTERNATIONAL EXAMINATIONS
International General Certificate of Secondary Education

CHEMISTRY

0620/06

Paper 6 Alternative to Practical

OCTOBER/NOVEMBER 2003

1 hour 15 minutes

Candidates answer on the Question Paper.
No additional Materials required.

READ THESE INSTRUCTIONS FIRST

Write your name, centre number and candidate number in the spaces provided at the top of this page.
Write in dark blue or black pen in the spaces provided on the Question Paper.
You may use a pencil for any diagrams, graphs or rough working.
Do not use staples, paper clips, highlighters, glue or correction fluid.

Answer **all** questions.

The number of marks is given in brackets [] at the end of each question or part question.

FOR EXAMINER'S USE	
1	
2	
3	
4	
5	
6	
TOTAL	

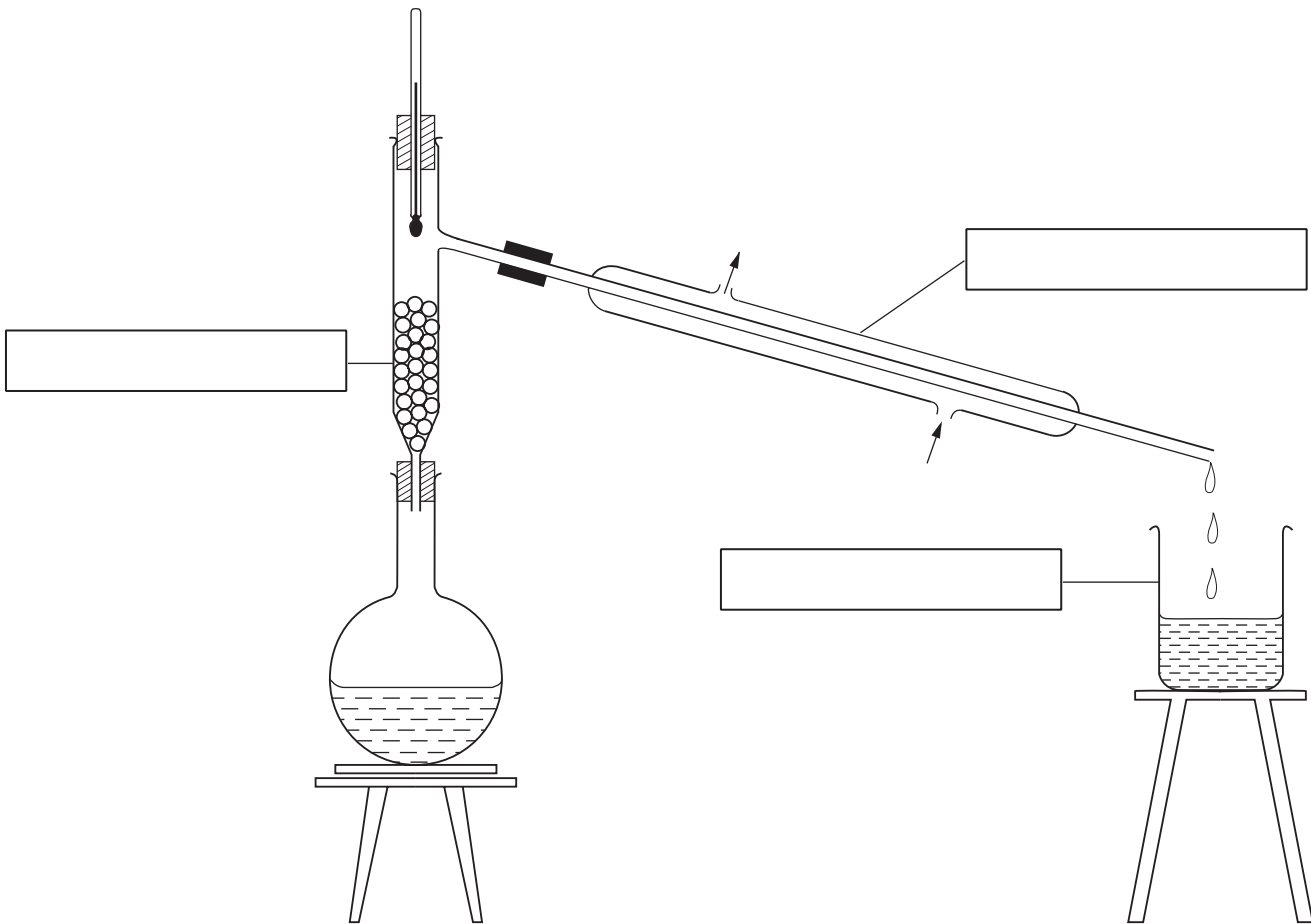
If you have been given a label, look at the details. If any details are incorrect or missing, please fill in your correct details in the space given at the top of this page.

Stick your personal label here, if provided.

This document consists of **11** printed pages and **1** blank page.



1 The apparatus below was used to separate ethanol from water.



(a) Complete the empty boxes to name the pieces of apparatus. [3]

(b) Indicate by an arrow where heat is applied. [1]

(c) Name this separation process.

.....[2]

2 A student extracted and investigated the orange colour in some sweets.
The student followed these instructions:

- 1 *Collect sweets, a watch glass, a beaker, eye protection and 100 cm³ of ethanol.*
- 2 *Crush the sweets.*
- 3 *Place the crushed sweets in the beaker containing 100 cm³ of ethanol.*
- 4 *Boil the mixture with the watch glass covering the beaker.*
- 5 *Decant the liquid and concentrate it by evaporation until the colour is dark orange.*
- 6 *Investigate which colours are present in the orange solution.*

(a) Why should the sweets be crushed?

.....
.....[2]

(b) Why should the experiment be carried out in a well-ventilated laboratory?

.....[1]

(c) State **one** safety precaution that the student should have taken, other than carrying out the experiment in a well-ventilated laboratory and using eye protection.

.....[1]

(d) State the purpose of the watch glass.

.....[1]

(e) Explain the term *decant*.

.....[1]

(f) Describe how the student could carry out instruction 6. You may draw a diagram in the space below to help you answer the question.

.....
.....
.....
.....
.....[5]

- 3 A student investigated the speed of reaction between aqueous potassium bromate and potassium iodide solution.

A burette was filled up to the 0.0 cm³ mark with aqueous potassium iodide.

To each of 5 test-tubes was added 6 cm³ of aqueous potassium iodide to be used in the 5 following experiments.

Experiment 1

By using a measuring cylinder 12 cm³ of aqueous potassium bromate was poured into a small beaker. To this solution was added 4 cm³ of water, 2 cm³ of hydrochloric acid, 5 cm³ of starch solution and 1 cm³ of sodium thiosulphate solution.

The beaker was placed on a cross drawn on a piece of paper.

From one of the test-tubes 6 cm³ of aqueous potassium iodide was added to the mixture in the beaker and the timer started. A dark blue colour formed. The timer was stopped when the cross on the paper could not be seen.

Use the stop clock diagram to record the time in the table.

Experiment 2

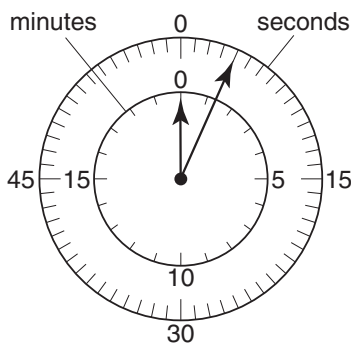
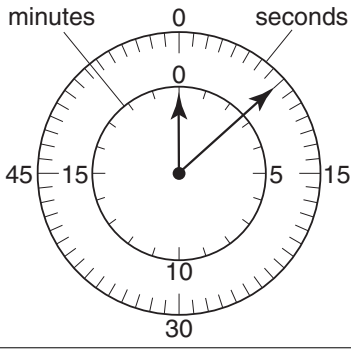
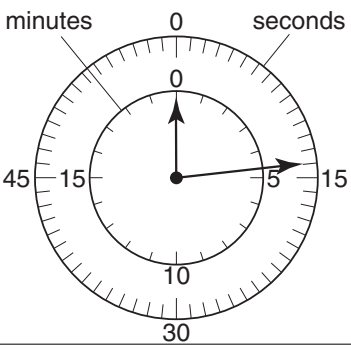
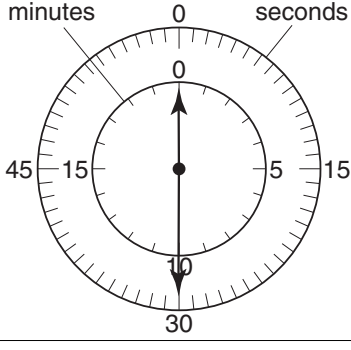
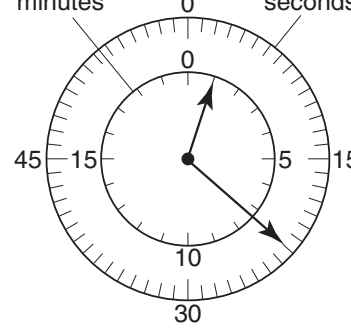
By using a measuring cylinder 10 cm³ of potassium bromate solution was poured into a beaker. The instructions were repeated exactly as given for Experiment 1, but 6 cm³ of water was added to the beaker.

Use the diagram to record the time in the table.

Experiments 3, 4 and 5

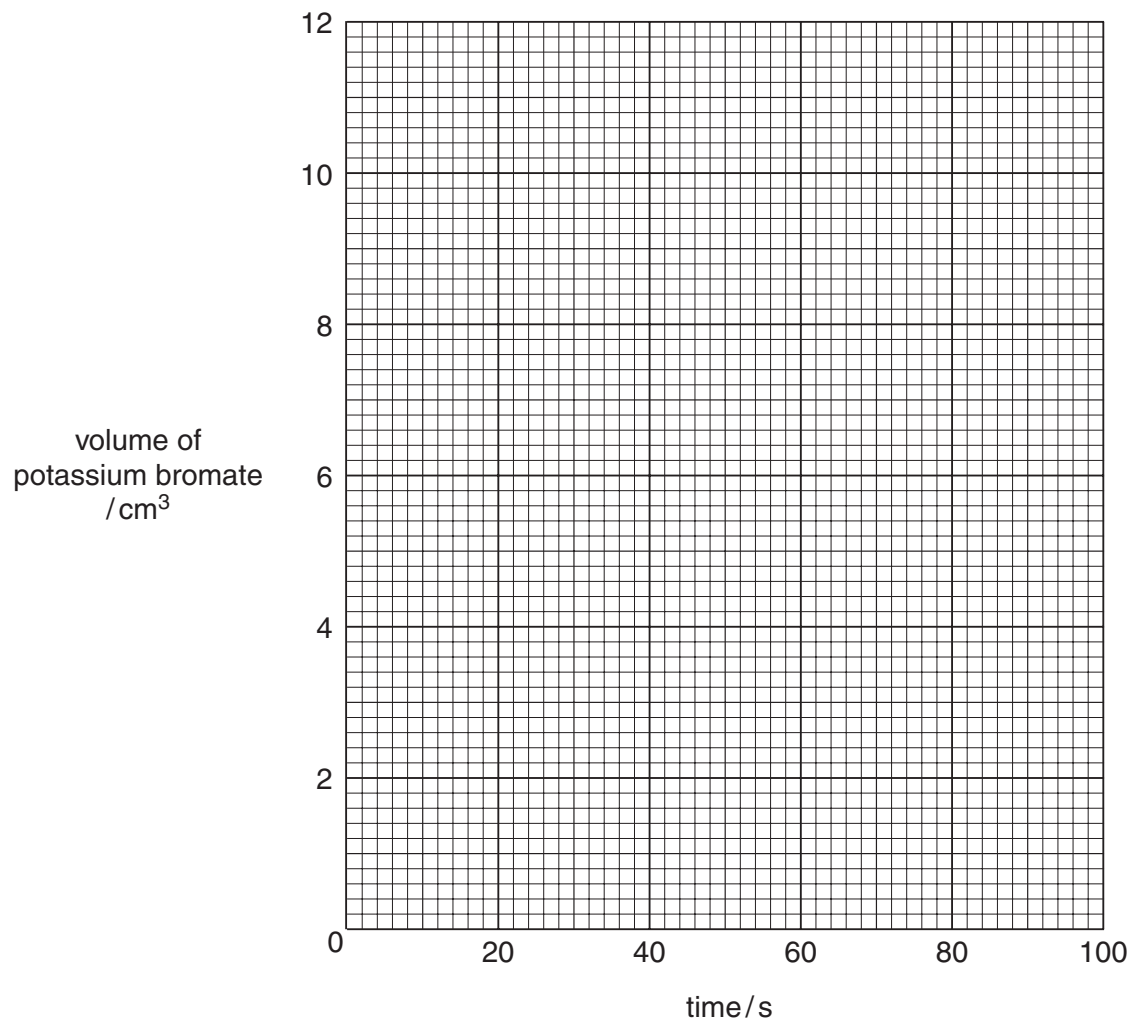
Experiment 1 was repeated using the volumes of aqueous potassium bromate and water specified in the table of results. Record the times in the table.

Table of results

Experiment	volume		clock diagram	time/s
	potassium bromate/cm ³	water/cm ³		
1	12	4		
2	10	6		
3	8	8		
4	6	10		
5	4	12		

[5]

(a) Plot the results on the grid. Draw a smooth line graph.



(b) From your graph estimate the time of the reaction if Experiment 1 was repeated using 5 cm^3 of potassium bromate and 11 cm^3 of water.

.....

Show clearly on your graph how you worked out your answers. [3]

(c) (i) Which experiment is the quickest?

.....

(ii) Explain why this experiment is the quickest.

.....

.....

.....[3]

(d) (i) State **two** possible sources of error in the experiments.

1

.....

2

.....

(ii) Suggest **two** improvements to reduce the sources of error in the experiments.

1

.....

2

.....

[4]

- 4 An aqueous solution of substance **X** was analysed. Substance **X** was an iron(III) salt containing one other cation. The tests on **X** and some of the observations are in the following table. Complete the observations in the table.

<i>Tests</i>	<i>Observations</i>
(a) Colour of solution X	dark yellow
<p>(b) (i) Drops of aqueous sodium hydroxide were added to about 2 cm³ of the solution. Excess aqueous sodium hydroxide was added to the test-tube.</p> <p>(ii) The mixture was heated. The gas given off was tested with damp indicator paper.</p>	<p>.....</p> <p>.....</p> <p>.....[3]</p> <p>pungent smell indicator turned blue, pH 10</p>
<p>(c) Experiment (b)(i) was repeated using aqueous ammonia instead of aqueous sodium hydroxide.</p>	<p>.....</p> <p>.....</p> <p>.....[2]</p>
<p>(d) To about 2 cm³ of solution X was added dilute sulphuric acid. Two pieces of zinc were added. The mixture was heated and the gas given off tested.</p> <p>After 10 minutes the mixture was filtered and test (b)(i) was repeated.</p>	<p>lighted splint</p> <p>popped</p> <p>green precipitate insoluble in excess</p>
<p>(e) A few drops of hydrochloric acid were added to about 2 cm³ of solution X. About 1 cm³ of barium chloride solution was added to the mixture.</p>	<p>white precipitate</p>

(f) (i) Name the gas given off in (d).

.....

(ii) What type of chemical reaction occurs in (d). Explain your answer.

.....

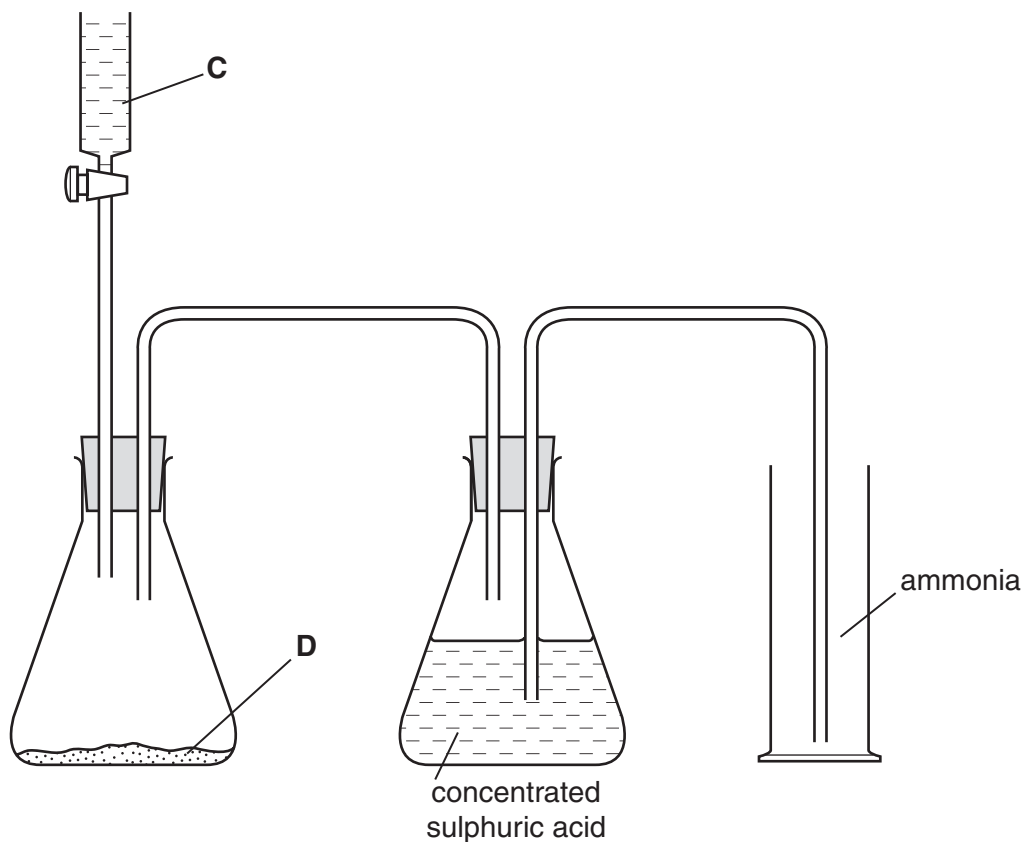
.....[3]

(g) What conclusions can you draw about the anion and the other cation in substance X?

anion

cation[2]

- 5 Ammonia is produced when aqueous sodium hydroxide is warmed with ammonium sulphate. Ammonia is less dense than air and very soluble in water. The apparatus below was used to prepare a sample of dry ammonia gas.



- (a) Name substance **C**.[1]
- (b) Name substance **D**.[1]
- (c) What necessary piece of equipment is missing in the diagram?
.....[1]
- (d) Suggest why concentrated sulphuric acid should **not** be used to dry ammonia.
.....[1]
- (e) There are two other mistakes in the apparatus shown in the diagram. Identify and explain these mistakes.
- mistake 1
explanation
- mistake 2
explanation[4]

- 6 Sulphur dioxide gas is a common pollutant formed when fossil fuels burn in air. Sulphur dioxide can be detected by using an acidic solution of potassium dichromate(VI). The dichromate solution changes colour from orange to green when a certain amount of sulphur dioxide has reacted with it.

Plan an experiment to investigate which of three different samples of coal produces most sulphur dioxide.

.....

.....

.....

.....

.....

.....

.....

.....

.....

.....

.....

.....[6]

