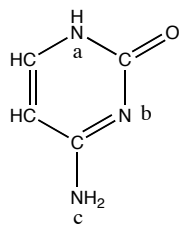
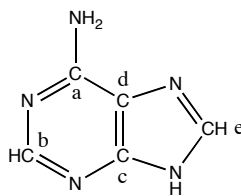


LECTURE 14

1. For the DNA bases below, assign the **hybridization** and **geometry** to
(a) the nitrogen atoms in cytosine, and
(b) the carbon atoms in adenine. (Note that the lone pairs are not pictured.)

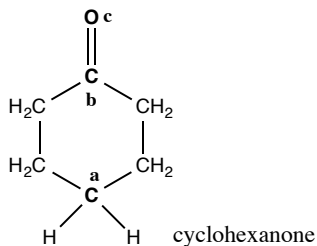


cytosine

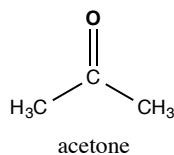


adenine

2. Identify the hybridization of the underlined atom in each of the following molecules:
(a) $\text{H}_2\text{C}\underline{\text{C}}\text{CH}_2$ (b) $\text{H}_3\text{C}\underline{\text{C}}\text{H}_3$ (c) $\text{CH}_3\text{N}\underline{\text{N}}\text{N}$ (d) $\text{CH}_3\text{C}\underline{\text{O}}\text{OH}$
3. In her video, Stefanie Sydlik describes her MIT graduate work on designing sensors for undetonated landmines and other explosives. Her sensors detect cyclohexanone and acetone, molecules used in the purification of explosives. Note that lone pairs are not pictured in the structures below.



cyclohexanone



acetone

- (a) For cyclohexanone, write the hybridization of C_a , C_b , and O_c .
(b) For each bond in acetone, indicate whether it is a σ or π bond, and identify the orbitals that contribute to the bond. For example, there are six $\sigma(\text{C}2\text{sp}^3, \text{H}1\text{s})$ bonds.

MIT OpenCourseWare
<https://ocw.mit.edu>

5.111 Principles of Chemical Science
Fall 2014

For information about citing these materials or our Terms of Use, visit: <https://ocw.mit.edu/terms>.