

## Current Publication Statistics

Total Courses <b>2,523</b>	Courses with Full Video <b>178</b>
Total Supplemental Resources <b>87</b>	OCW Mirror Sites Worldwide <b>438</b>
Courses and Supplemental Resources with Instructor Insights <b>242</b>	

Current Publication Statistics reflect the last full month

## Website Usage

1 Jul 2021 - 31 Jul 2021

Country	Sessions
1. United States	409,254
2. India	296,613
3. China	79,106
4. United Kingdom	48,752
5. Canada	43,347
6. Brazil	42,590
7. Germany	29,382
8. Australia	24,166
9. Turkey	24,071
10. Vietnam	23,395
11. South Korea	22,755
12. Pakistan	22,007
13. Taiwan	20,394
14. Singapore	18,798
15. Egypt	17,375
16. Russia	17,231
17. Hong Kong	16,897
18. Philippines	16,336
19. Japan	15,826
20. Italy	15,487
21. Mexico	15,479
22. Nigeria	14,878
23. Thailand	14,108
24. Malaysia	14,002

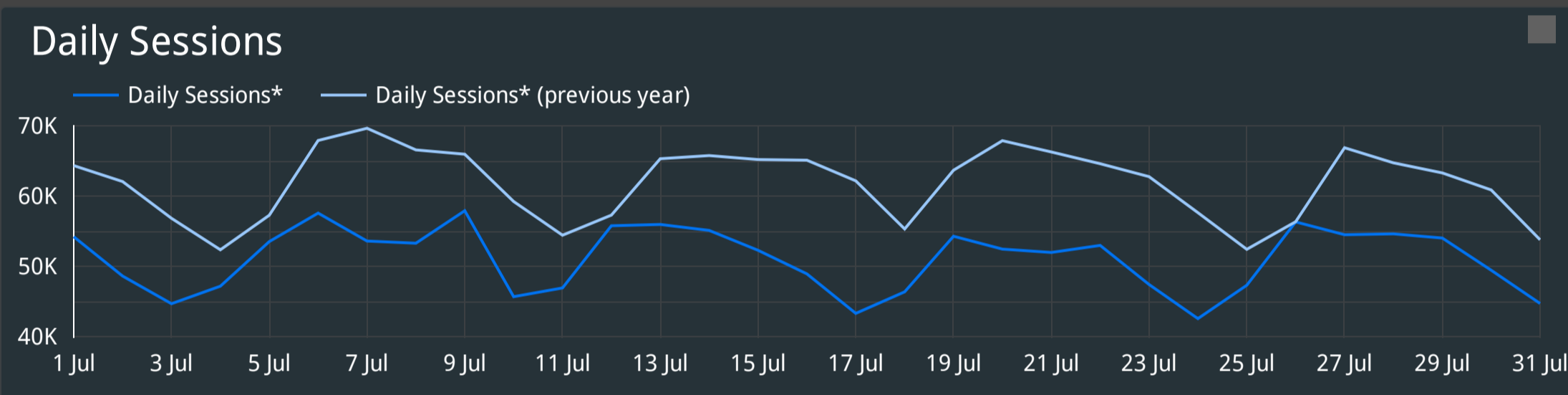
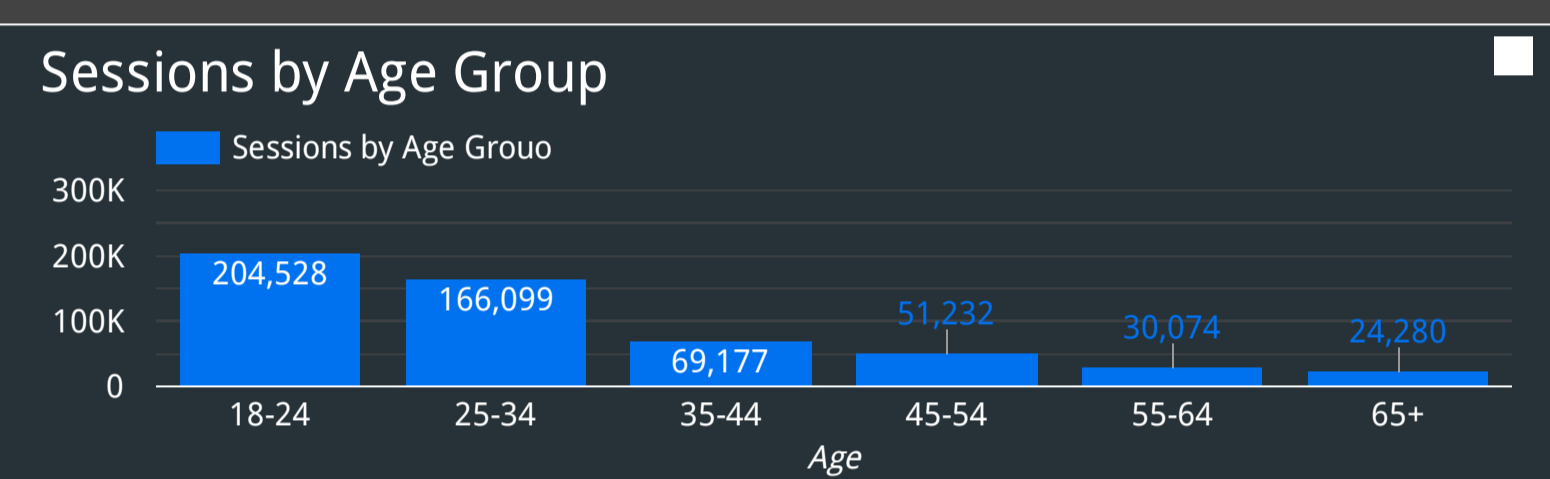
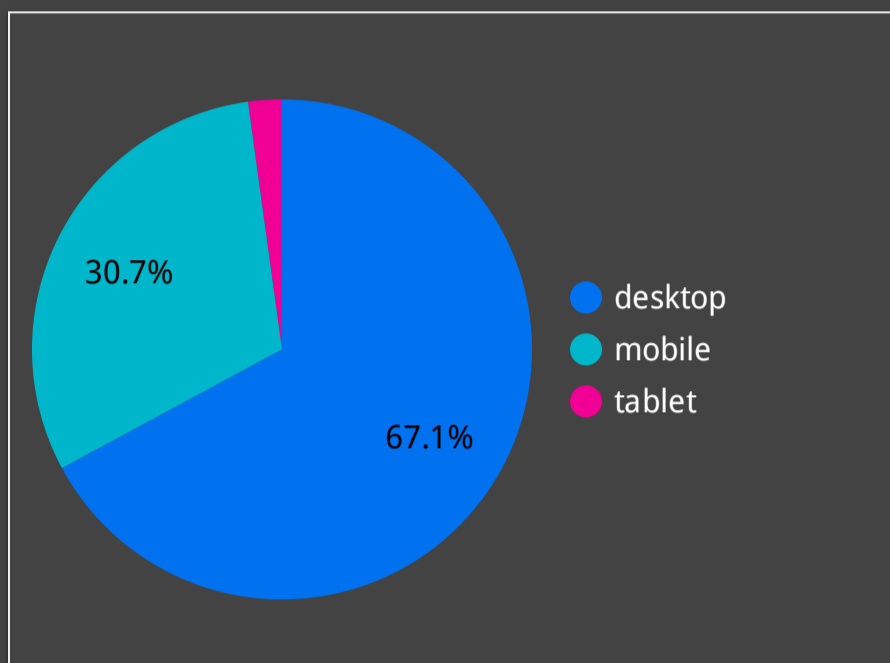
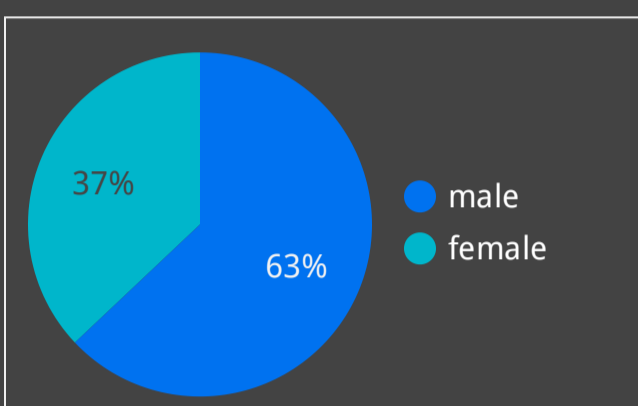
OCW Sessions  
**1.6M**

OCW Visitors  
**887.5K**

OCW Page Views  
**7.0M**

Pageviews of Instructor Insights  
**2,724**

Average Pages per Session  
**4.4**



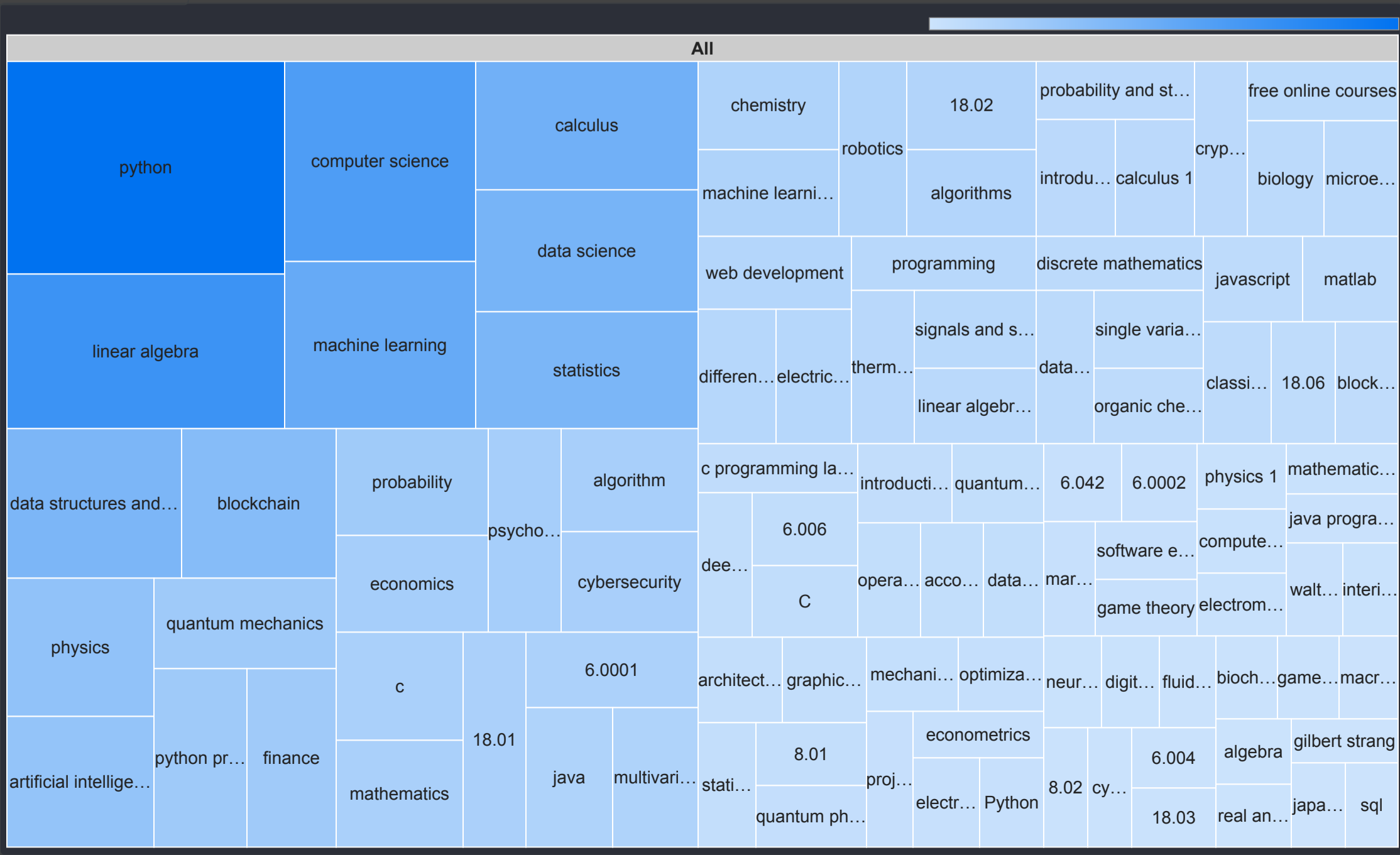
## Website Usage Since Launch

Sessions Since Launch <b>324,366,103</b>	Pageviews Since Launch <b>1,703,055,844</b>
Unique Visitors Since Launch <b>187,717,001</b>	

## YouTube Usage

YouTube Video Views <b>5.2M</b>	Viewing Time (hours:min:sec) <b>1079802:57:54</b>
YouTube Video Shares <b>34,758</b>	OCW Videos on YouTube <b>6,485</b>
Youtube Subscribers Last Month <b>3,155,889</b>	

**5%** of visitors used search  
Here are the top 100 search terms:



\* OCW assumes a 10% drop in sessions due to global adoption of ad blocking software.