

## Current Publication Statistics

Total Courses <b>2,517</b>	Courses with Full Video <b>176</b>
Total Supplemental Resources <b>87</b>	OCW Mirror Sites Worldwide <b>438</b>
Courses and Supplemental Resources with Instructor Insights <b>240</b>	

Current Publication Statistics reflect the last full month

## Website Usage

1 Jun 2021 - 30 Jun 2021

Country	Sessions
1. United States	432,698
2. India	336,932
3. China	68,247
4. Brazil	52,344
5. United Kingdom	52,306
6. Canada	47,997
7. Turkey	31,202
8. Germany	29,652
9. Pakistan	27,755
10. Australia	24,320
11. South Korea	23,456
12. Singapore	21,481
13. Taiwan	21,025
14. Philippines	19,431
15. Japan	17,318
16. Hong Kong	17,071
17. Russia	16,987
18. Egypt	16,619
19. Italy	16,582
20. Mexico	16,260
21. Vietnam	15,550
22. Nigeria	15,318
23. South Africa	14,870
24. Malaysia	14,598

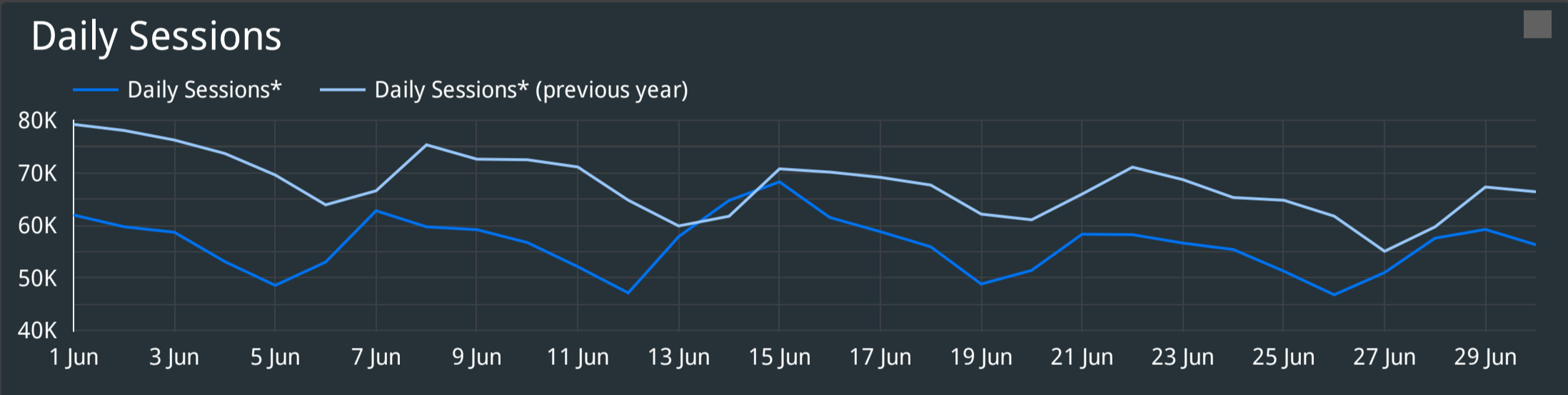
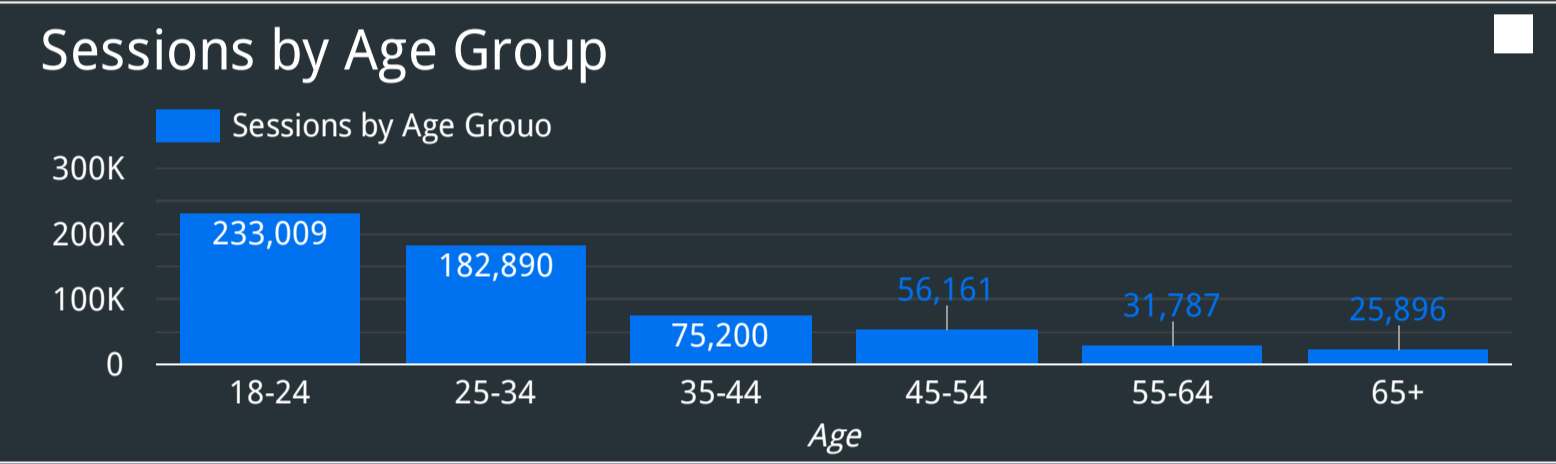
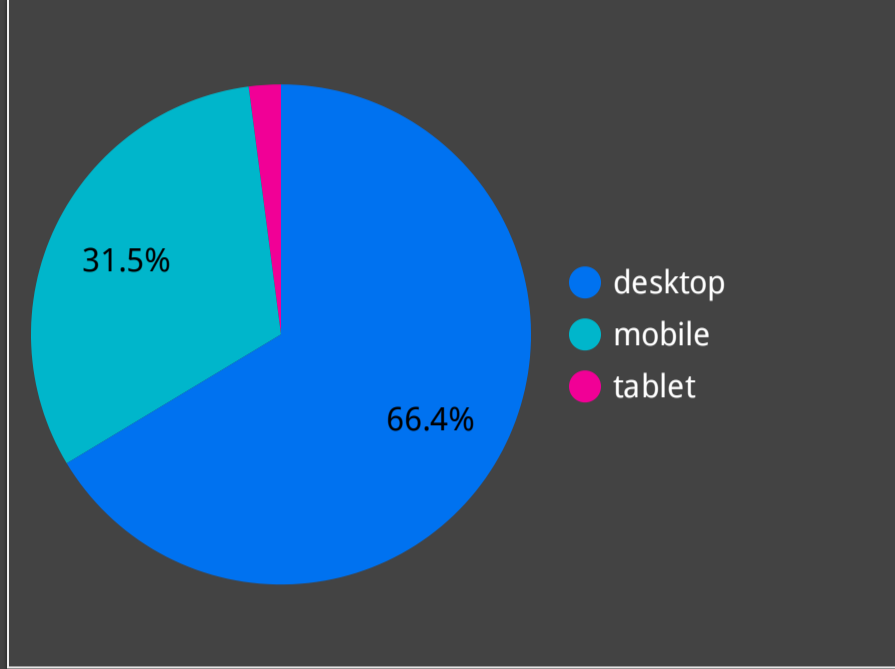
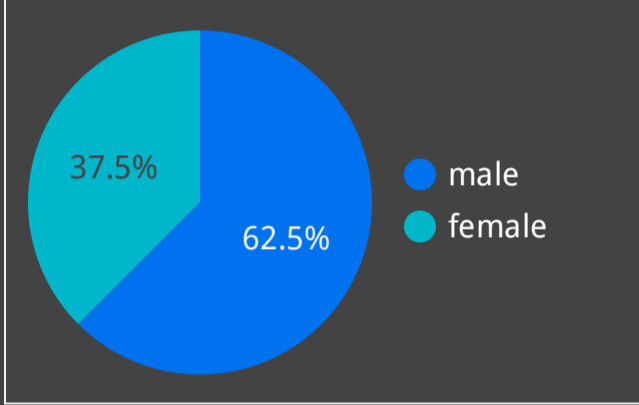
OCW Sessions  
**1.7M**

OCW Visitors  
**972.4K**

OCW Page Views  
**7.4M**

Pageviews of Instructor Insights  
**2,834**

Average Pages per Session  
**4.4**




## Website Usage Since Launch

Sessions Since Launch <b>322,560,557</b>	Pageviews Since Launch <b>1,695,105,254</b>
Unique Visitors Since Launch <b>186,669,165</b>	

## YouTube Usage

YouTube Video Views <b>4.3M</b>	Viewing Time (hours:min:sec) <b>749228:58:52</b>
YouTube Video Shares <b>31,557</b>	OCW Videos on YouTube <b>6,506</b>
Youtube Subscribers Last Month <b>3,107,174</b>	

**5%** of visitors used search  
Here are the top 100 search terms:



\* OCW assumes a 10% drop in sessions due to global adoption of ad blocking software.