

# Current Publication Statistics

Total Courses <b>2,502</b>	Courses with Full Video <b>164</b>
Total Supplemental Resources <b>79</b>	OCW Mirror Sites Worldwide <b>438</b>
Courses and Supplemental Resources with Instructor Insights <b>236</b>	

Current Publication Statistics reflect the last full month

# Website Usage

1 Apr 2021 - 30 Apr 2021

Country	Sessions
1. United States	494,972
2. India	286,409
3. Brazil	72,353
4. China	71,021
5. United Kingdom	62,191
6. Canada	57,967
7. Turkey	42,576
8. Germany	39,045
9. Pakistan	29,923
10. South Korea	25,500
11. Philippines	22,906
12. Australia	22,559
13. Italy	22,034
14. Russia	20,533
15. Singapore	19,793
16. South Africa	19,672
17. Hong Kong	19,581
18. Egypt	19,543
19. Nigeria	17,820
20. Japan	17,763
21. Mexico	17,569
22. Taiwan	17,537
23. France	16,767
24. Spain	15,909

1 - 100 / 233

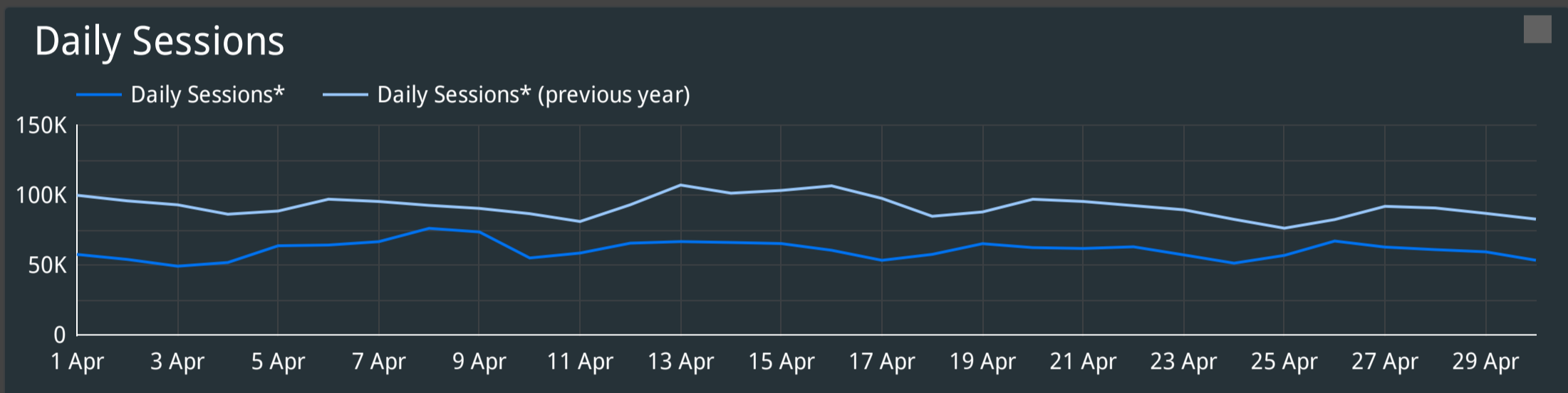
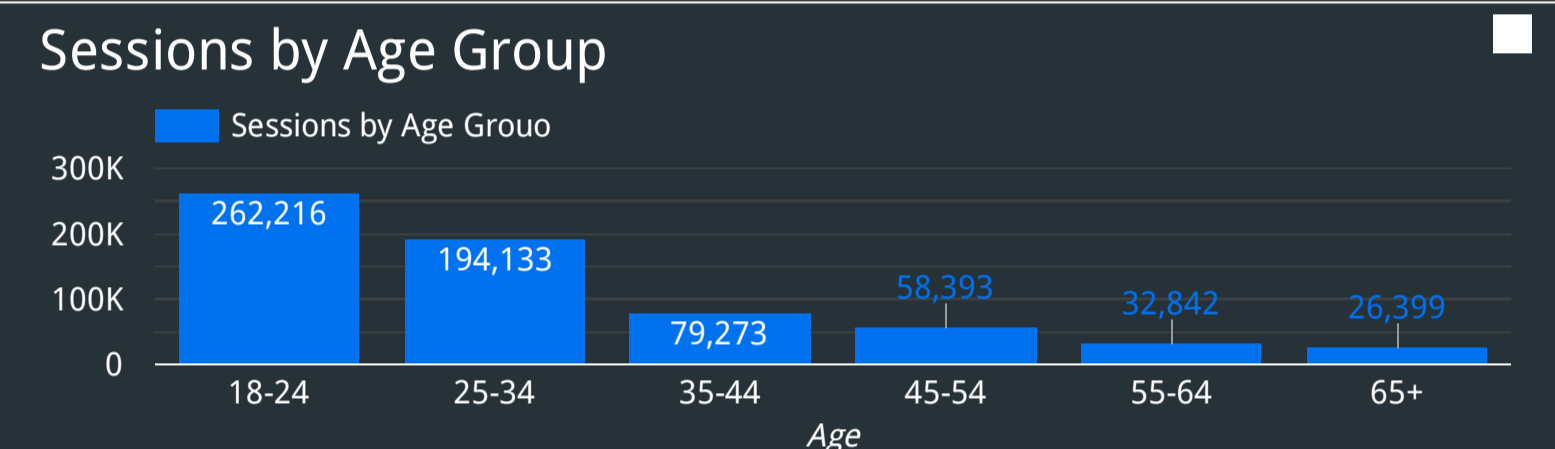
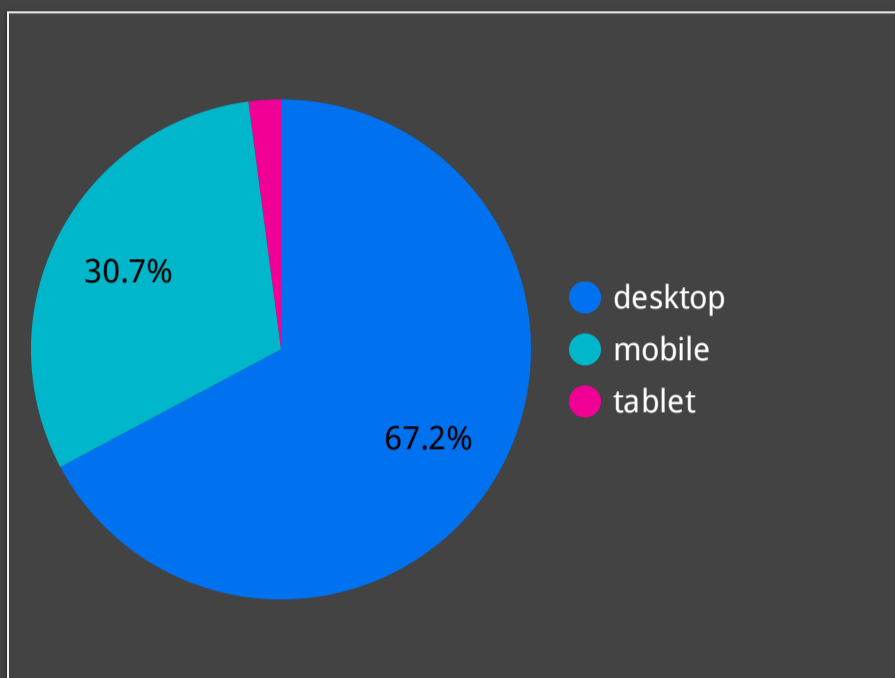
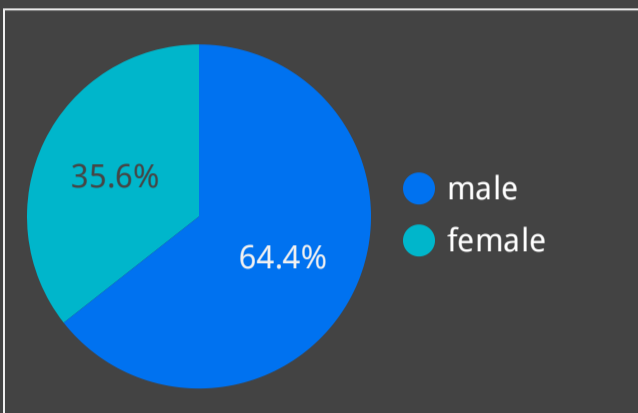
OCW Sessions  
**1.8M**

OCW Visitors  
**1.1M**

OCW Page Views  
**7.9M**

Pageviews of Instructor Insights  
**3,338**

Average Pages per Session  
**4.3**



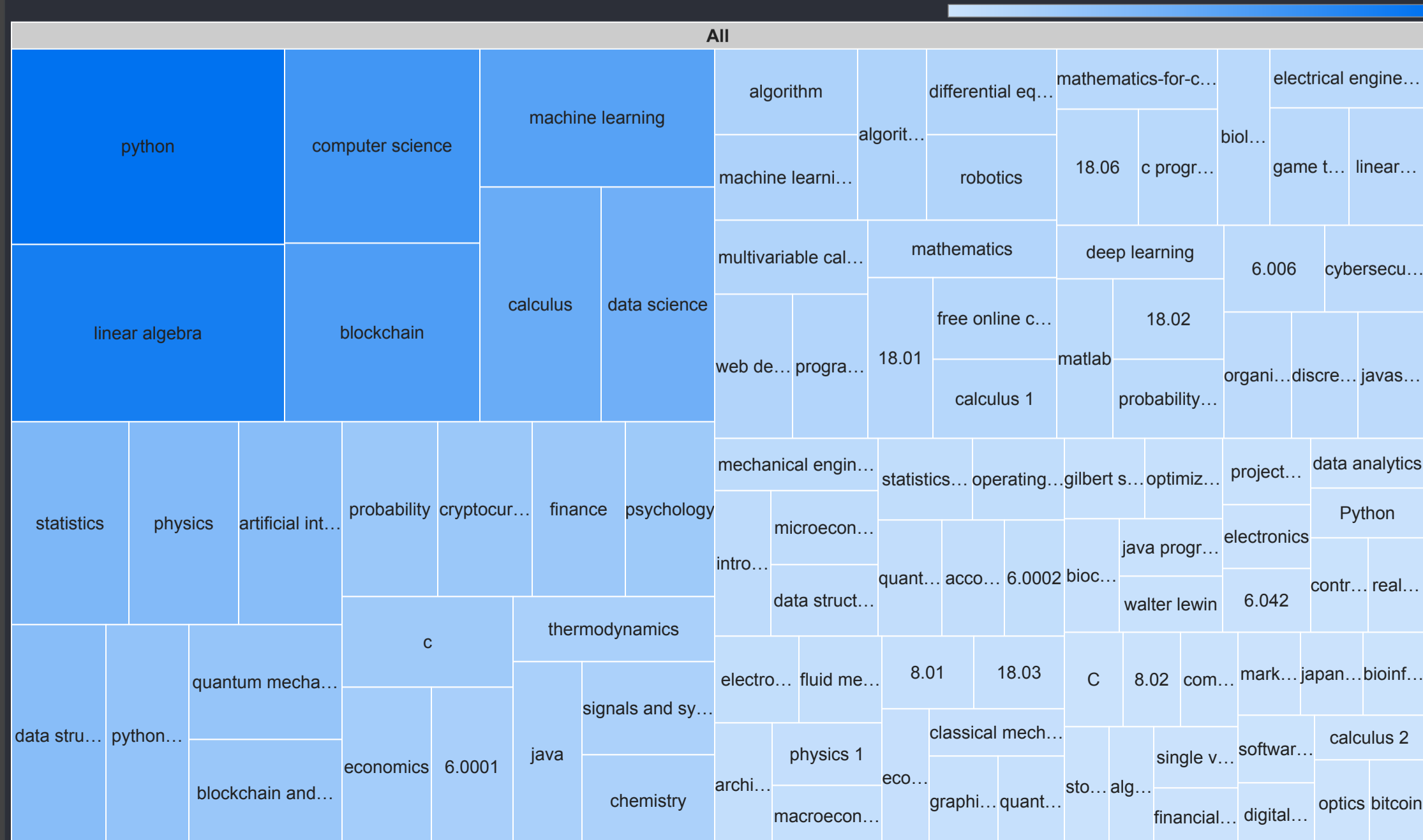
# Website Usage Since Launch

Sessions Since Launch <b>318,950,073</b>	Pageviews Since Launch <b>1,679,249,709</b>
Unique Visitors Since Launch <b>184,874,596</b>	

# YouTube Usage

YouTube Video Views <b>5.7M</b>	Viewing Time (hours:min:sec) <b>1170752:38:13</b>
YouTube Video Shares <b>49,551</b>	OCW Videos on YouTube <b>6,403</b>
Youtube Subscribers Last Month <b>3,021,730</b>	

**5%** of visitors used search  
Here are the top 100 search terms:



\* OCW assumes a 10% drop in sessions due to global adoption of ad blocking software.