

## Current Publication Statistics

Total Courses <b>2,500</b>	Courses with Full Video <b>160</b>
Total Supplemental Resources <b>77</b>	OCW Mirror Sites Worldwide <b>432</b>
Courses and Supplemental Resources with Instructor Insights <b>234</b>	

Current Publication Statistics reflect the last full month

## Website Usage

1 Mar 2021 - 31 Mar 2021

Country	Sessions
1. United States	513,064
2. India	295,837
3. United Kingdom	66,303
4. China	58,175
5. Canada	58,038
6. Germany	47,403
7. Turkey	45,978
8. Brazil	44,740
9. Pakistan	32,152
10. South Korea	28,848
11. Philippines	27,959
12. Australia	24,684
13. Italy	24,529
14. Hong Kong	21,312
15. Mexico	20,271
16. Nigeria	19,710
17. Taiwan	19,557
18. Russia	19,489
19. Singapore	19,462
20. Egypt	19,296
21. France	17,805
22. Spain	17,666
23. Indonesia	17,230
24. Japan	16,533

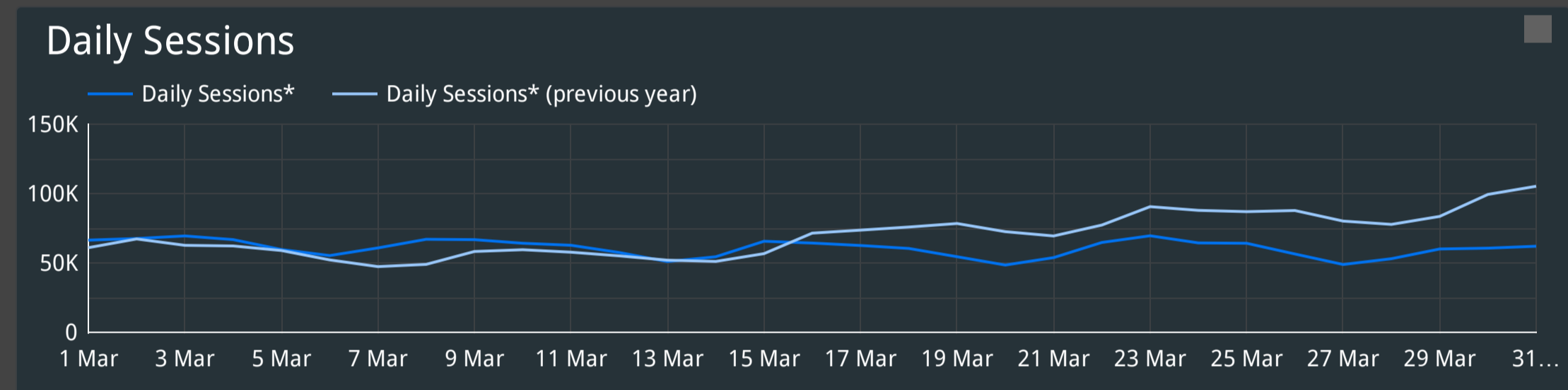
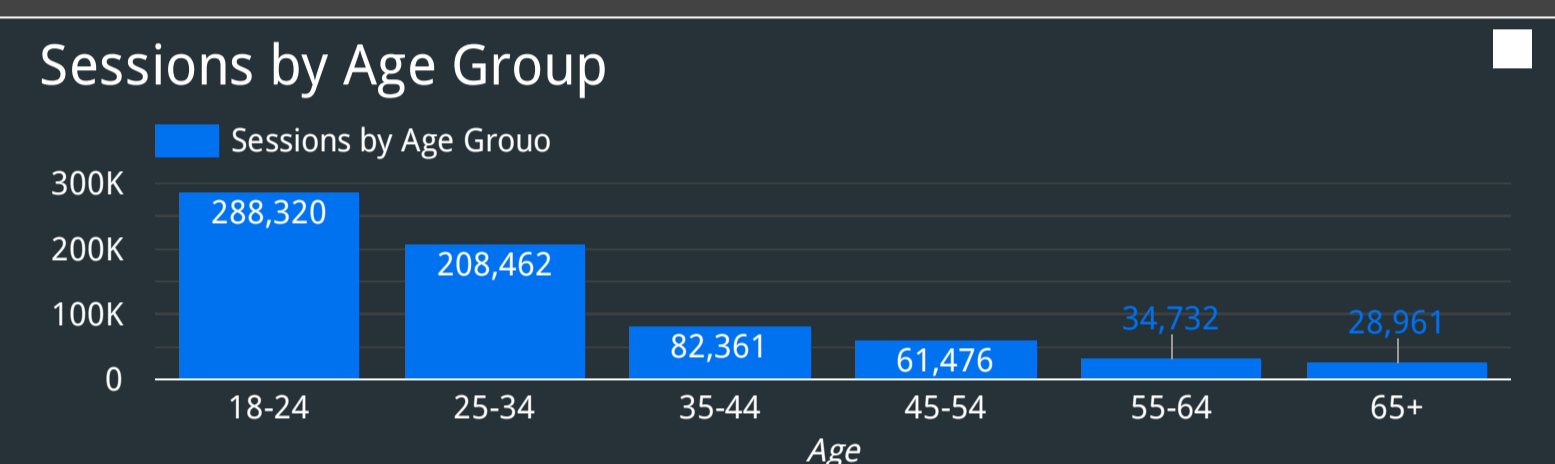
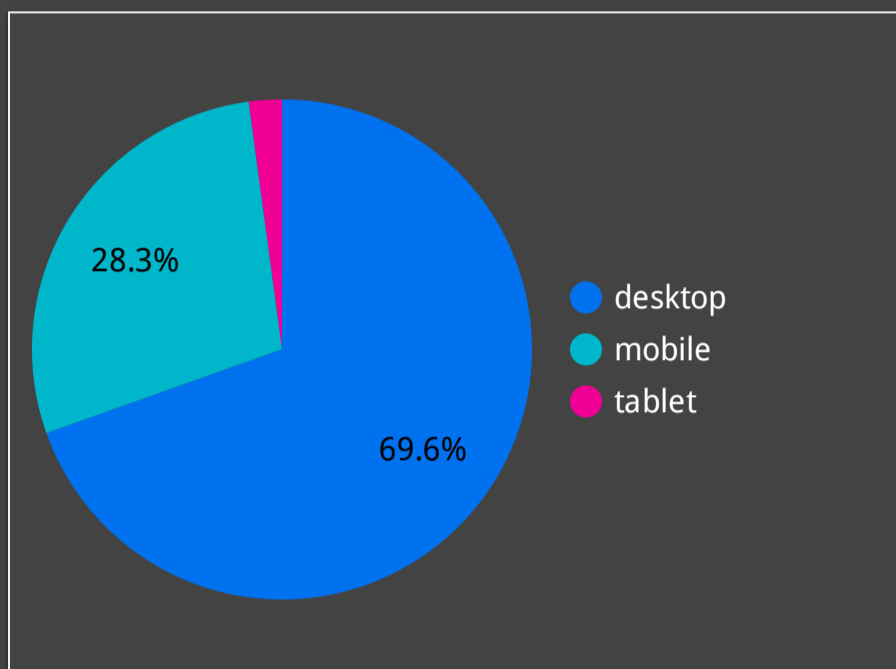
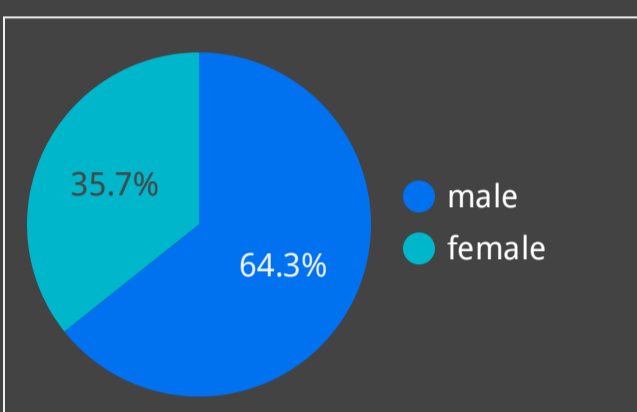
OCW Sessions  
**1.9M**

OCW Visitors  
**1.1M**

OCW Page Views  
**8.2M**

Pageviews of Instructor Insights  
**3,404**

Average Pages per Session  
**4.4**




## Website Usage Since Launch

Sessions Since Launch <b>317,293,220</b>	Pageviews Since Launch <b>1,672,176,442</b>
Unique Visitors Since Launch <b>184,290,256</b>	

## YouTube Usage

YouTube Video Views <b>6.6M</b>	Viewing Time (hours:min:sec) <b>1248811:40:24</b>
YouTube Video Shares <b>57,688</b>	OCW Videos on YouTube <b>6,355</b>
Youtube Subscribers Last Month <b>2,964,600</b>	

**5%** of visitors used search  
Here are the top 100 search terms:



\* OCW assumes a 10% drop in sessions due to global adoption of ad blocking software.