

## Current Publication Statistics

Total Courses <b>2,497</b>	Courses with Full Video <b>159</b>
Total Supplemental Resources <b>77</b>	OCW Mirror Sites Worldwide <b>432</b>
Courses and Supplemental Resources with Instructor Insights <b>233</b>	

Current Publication Statistics reflect the last full month

## Website Usage

1 Feb 2021 - 28 Feb 2021

Country	Sessions
1. United States	509,332
2. India	278,743
3. United Kingdom	64,417
4. Canada	57,181
5. China	51,835
6. Turkey	40,307
7. Germany	36,072
8. Brazil	34,028
9. Pakistan	31,210
10. Philippines	23,806
11. Italy	21,631
12. South Korea	21,416
13. Australia	20,408
14. Mexico	20,075
15. Spain	18,918
16. Hong Kong	18,312
17. Russia	18,203
18. Egypt	17,978
19. Nigeria	17,249
20. France	16,854
21. Taiwan	16,263
22. Singapore	15,865
23. Japan	15,414
24. Indonesia	15,006

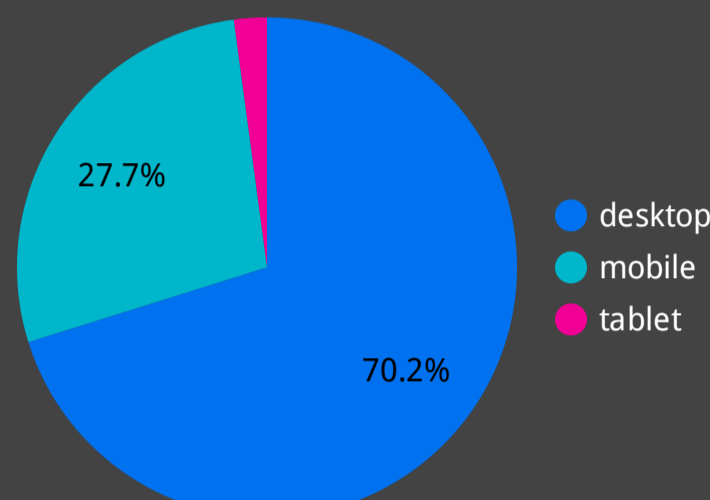
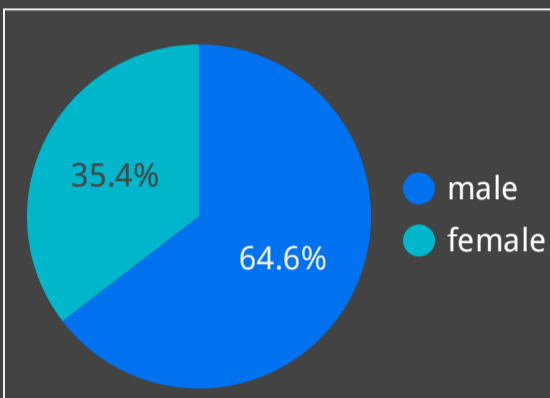
OCW Sessions  
**1.8M**

OCW Visitors  
**1.0M**

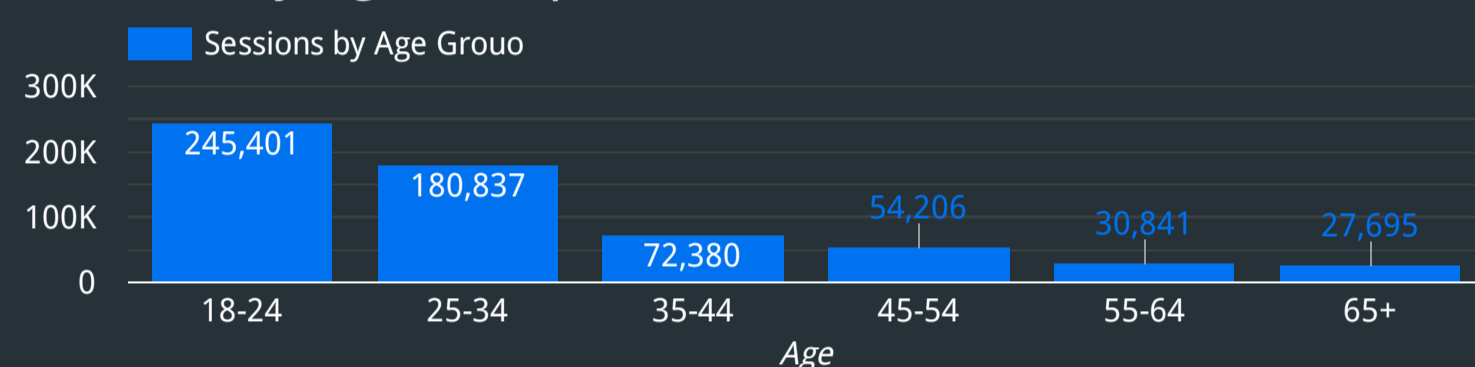
OCW Page Views  
**7.7M**

Pageviews of Instructor Insights  
**3,174**

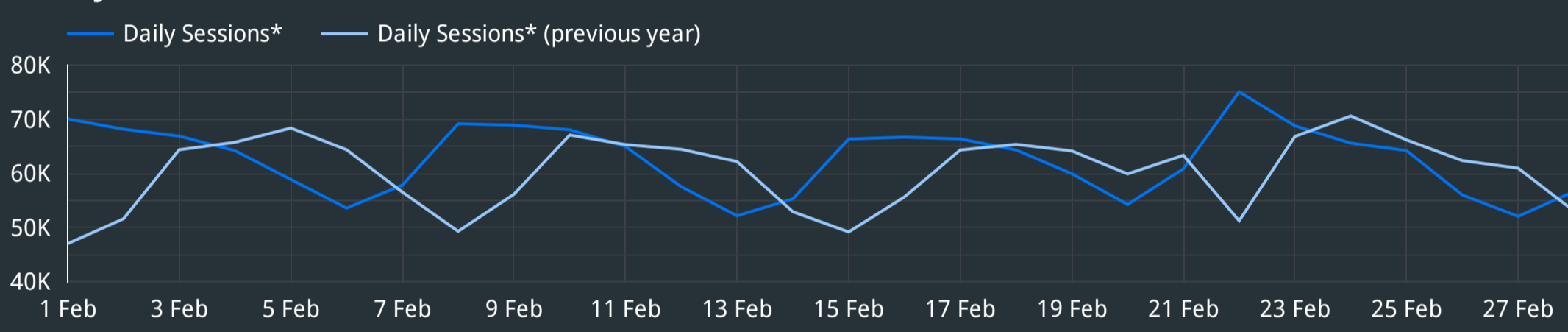
Average Pages per Session  
**4.4**



### Sessions by Age Group



### Daily Sessions



## Website Usage Since Launch

Sessions Since Launch  
**315,193,194**

Pageviews Since Launch  
**1,662,963,789**

Unique Visitors Since Launch  
**197,918,684**

## YouTube Usage

YouTube Video Views  
**3.7M**

Viewing Time (hours:min:sec)  
**458404:34:29**


YouTube Video Shares  
**36,138**

OCW Videos on YouTube  
**6,359**

Youtube Subscribers Last Month  
**No data**

**5%** of visitors used search

Here are the top 100 search terms:



\* OCW assumes a 10% drop in sessions due to global adoption of ad blocking software.