

Current Publication Statistics

Total Courses 2,496	Courses with Full Video 158
Total Supplemental Resources 76	OCW Mirror Sites Worldwide 432
Courses and Supplemental Resources with Instructor Insights 232	

Current Publication Statistics reflect the last full month

Website Usage

1 Jan 2021 - 31 Jan 2021

Country	Sessions
1. United States	554,252
2. India	302,921
3. United Kingdom	75,408
4. Canada	66,584
5. China	62,214
6. Turkey	49,794
7. Germany	43,139
8. Brazil	35,108
9. Pakistan	32,446
10. South Korea	27,633
11. (not set)	26,204
12. Egypt	24,262
13. Italy	24,167
14. Philippines	23,795
15. Australia	23,491
16. Hong Kong	21,646
17. Mexico	21,388
18. Russia	20,324
19. Spain	19,703
20. Singapore	19,474
21. France	19,206
22. Thailand	18,949
23. Japan	18,037
24. Netherlands	17,204

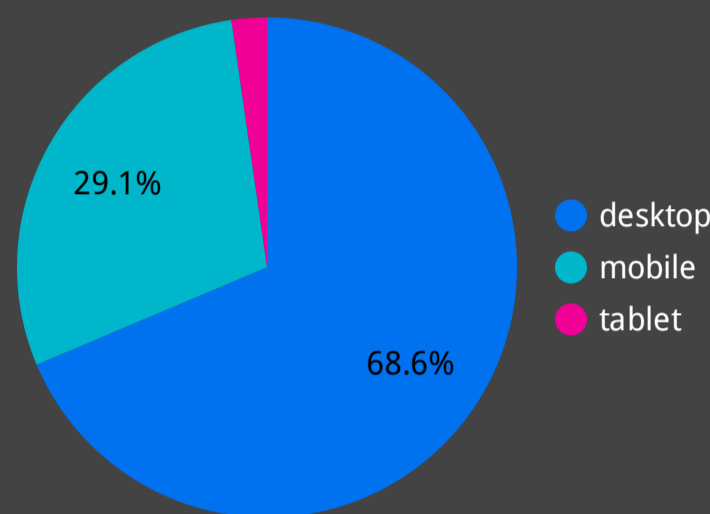
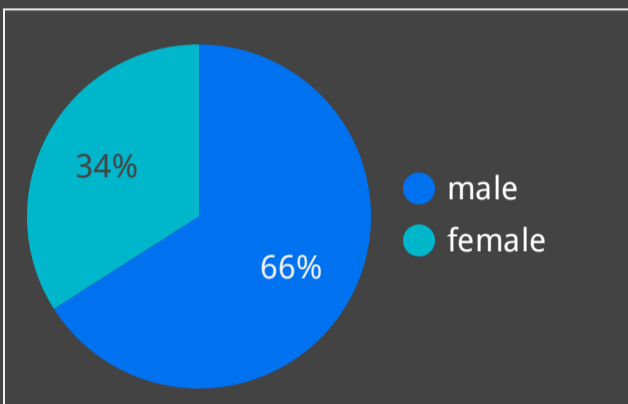
OCW Sessions
2.0M

OCW Visitors
1.1M

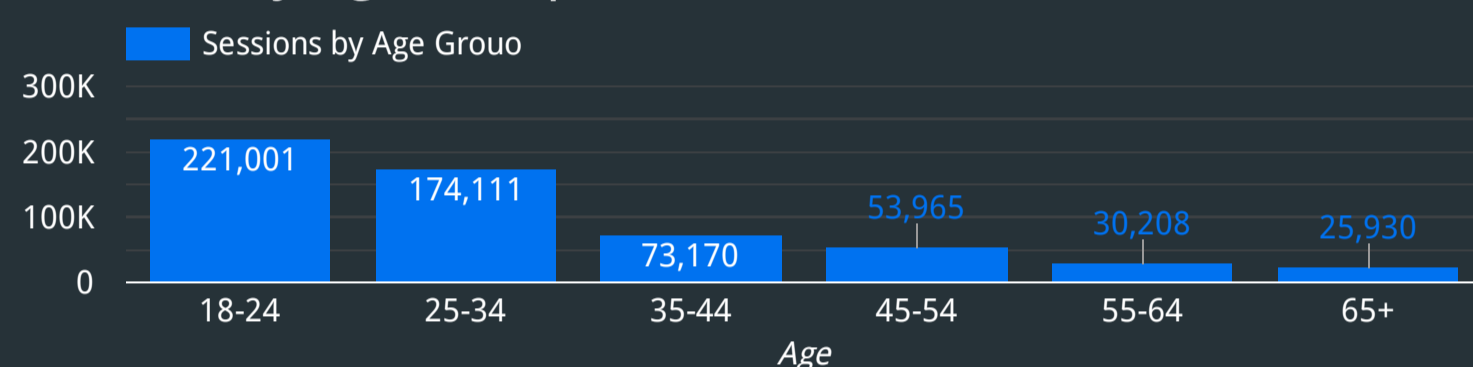
OCW Page Views
8.7M

Pageviews of Instructor Insights
3,623

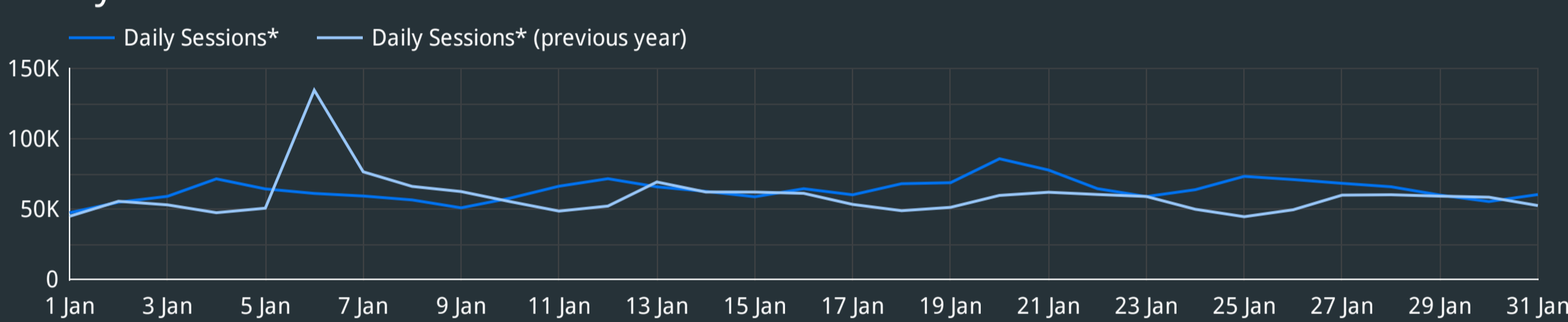
Average Pages per Session
4.4



Sessions by Age Group



Daily Sessions



Website Usage Since Launch

Sessions Since Launch
315,833,009

Pageviews Since Launch
1,665,700,610

Unique Visitors Since Launch
183,545,834

YouTube Usage

YouTube Video Views
4.0M

Viewing Time (hours:min:sec)
500136:25:31


YouTube Video Shares
35,559

OCW Videos on YouTube
6,358

Youtube Subscribers Last Month
No data

5% of visitors used search

Here are the top 100 search terms:



* OCW assumes a 10% drop in sessions due to global adoption of ad blocking software.