



Reopening and the transportation system

Results of a survey of Massachusetts voters

The MassINC Polling Group

Made possible thanks to support from The Barr Foundation.

info@massincpolling.com MassINCPolling.com [@MassINCPolling](https://twitter.com/MassINCPolling)

11 Beacon St Ste 500 | Boston, MA 02108 | Phone: (617) 224-1647



About the poll

- Representative statewide poll of 797 Massachusetts registered voters.
- The survey was conducted online July 17-20, 2020.
- The data was weighted to known and estimated population parameters for voters by age, gender, race, education, geography, and party.
- This project was made possible thanks to support from The Barr Foundation.

Key Findings

- Two-thirds of voters think big changes are needed to transportation as the state reopens; only 16% want to go back to the status quo.
- Even more (69%) support raising new money for transportation, similar to a poll of residents from earlier in the crisis.
- Even larger majorities support some revenue options tested, and there is majority support for all options tested.
- Majorities support policies like street redesigns and discounts for low-income transit riders.

Key Findings

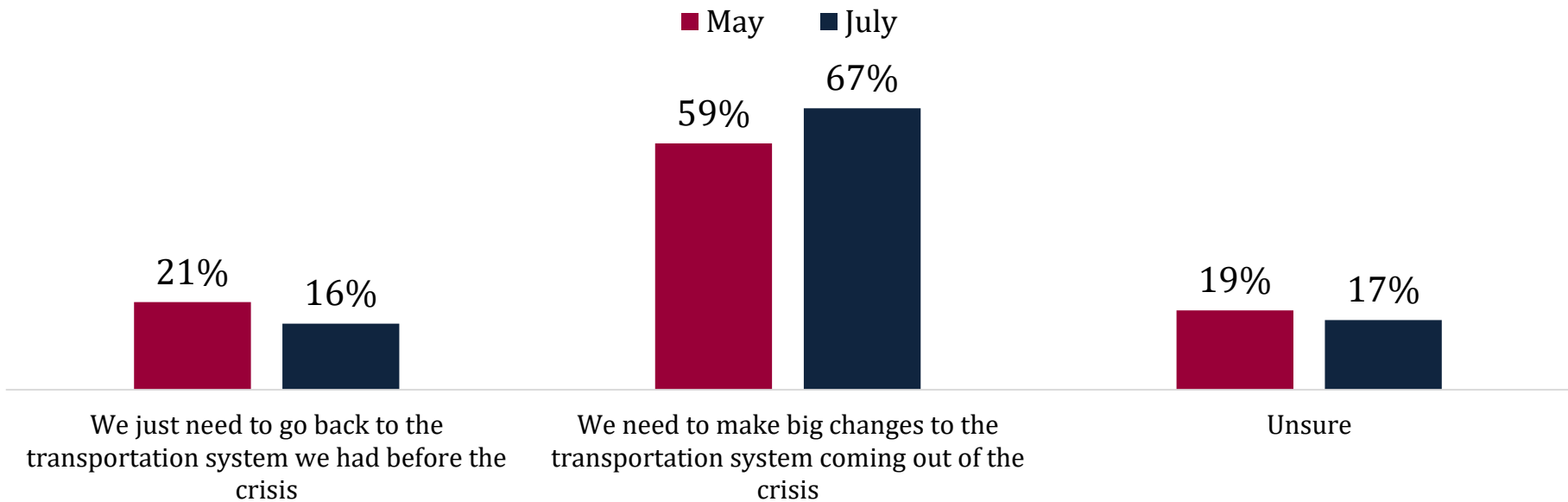
- Pluralities continue to see roads and transit in only fair condition.
- Voters are split on whether transit agencies have the funds to operate safely as state reopens.
- Voters are also split on whether Washington will help states with budget deficits.
- Voters predict they will drive the same amount or more, take transit less as state reopens.
- Two-thirds (68%) of workers would prefer to work from home at least a few days a week.

Voters see need for big changes

- Two-thirds now think state needs to make big changes to transportation coming out of the crisis, versus maintaining the status quo (16%).
- Over three-quarters (77%) of transit riders think change is needed.

Increased support for change to transportation as the state reopens.

% who say _____ as Massachusetts reopens

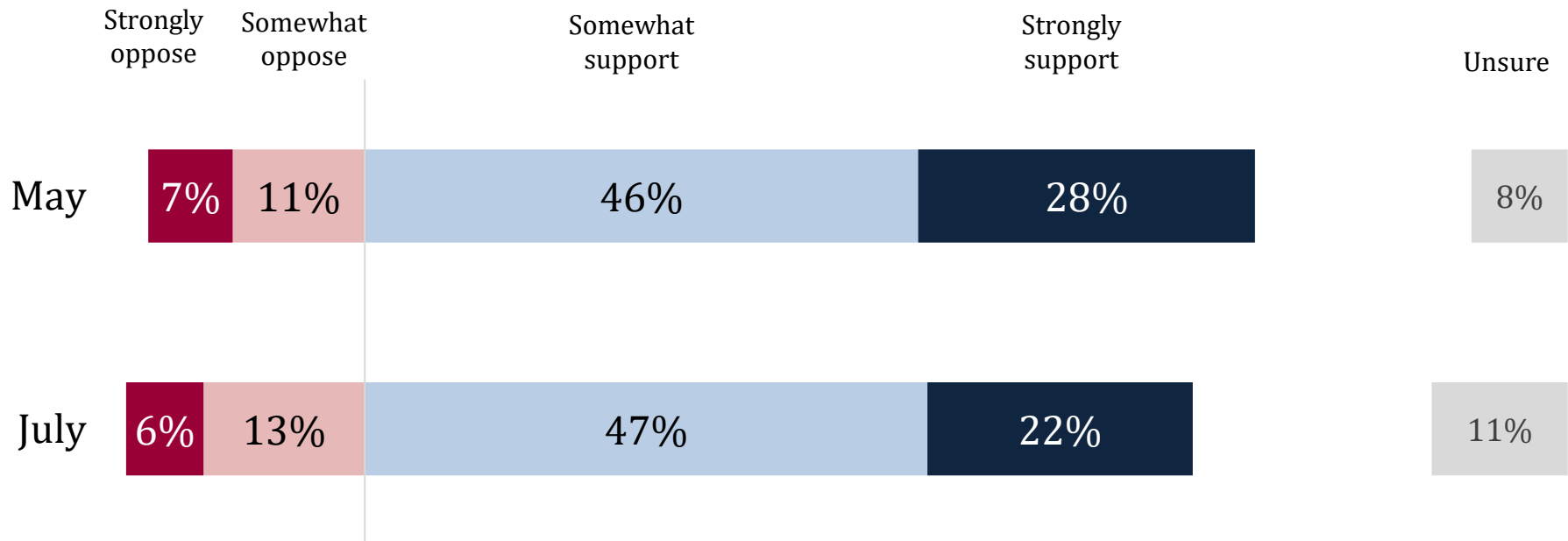


Support for new transportation money...

- Overall, 69% support general idea of raising new money.
- Over 75% support among 18-29 cohort, non-whites, Democrats, and transit riders.
- Strong support is lower than among residents in May, but overall pattern is consistent.

Majority support for raising new money for transportation throughout pandemic

% in each poll supporting / opposed raising new money to invest in transportation

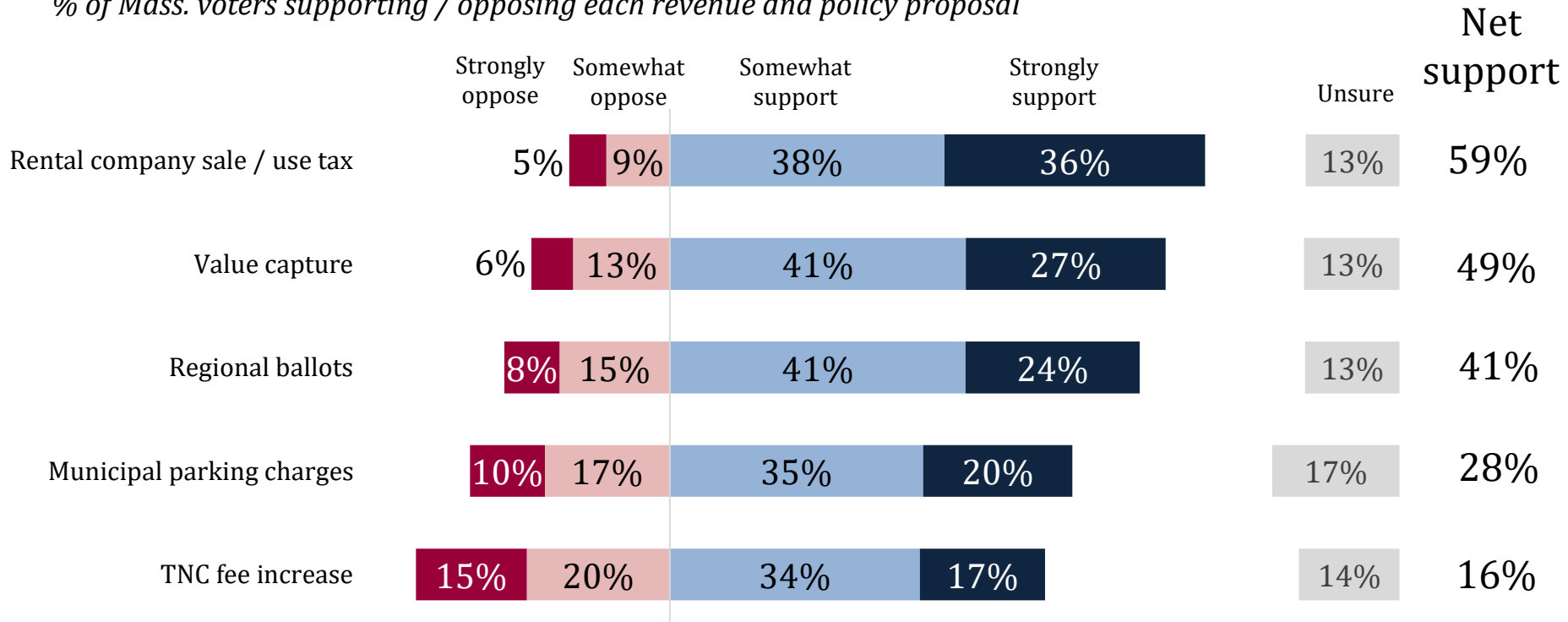


... and for specific revenue proposals

- Most popular: charging companies (rental companies, real estate development).
- Giving cities and towns more options (regional ballots, parking charges) follow.
- Least popular (TNC fee hike) still leads by 16 points.

Majorities of voters support new revenue sources

% of Mass. voters supporting / opposing each revenue and policy proposal

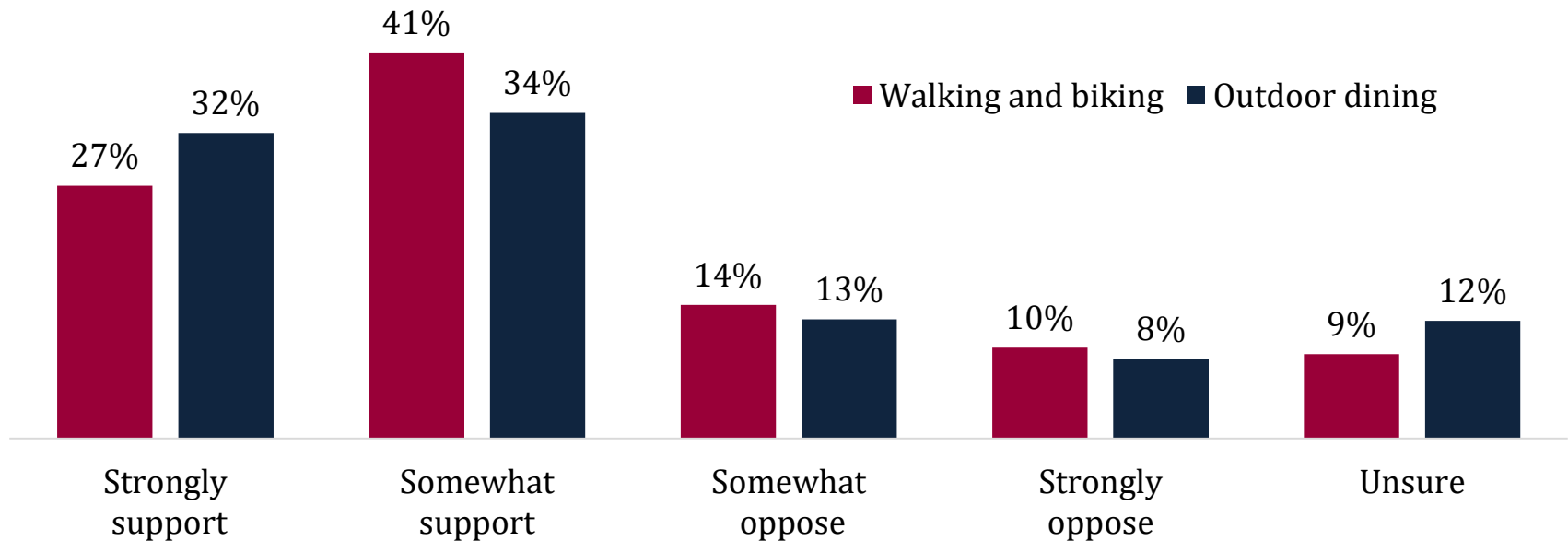


Two-thirds support complete streets

- Question was split between half the sample: one half asked about street redesigns for walking and biking, the other for outdoor dining.
- May poll found similar levels of support for cities closing streets to car traffic for walking and biking.

Voters offer support for street redesigns as the state reopens

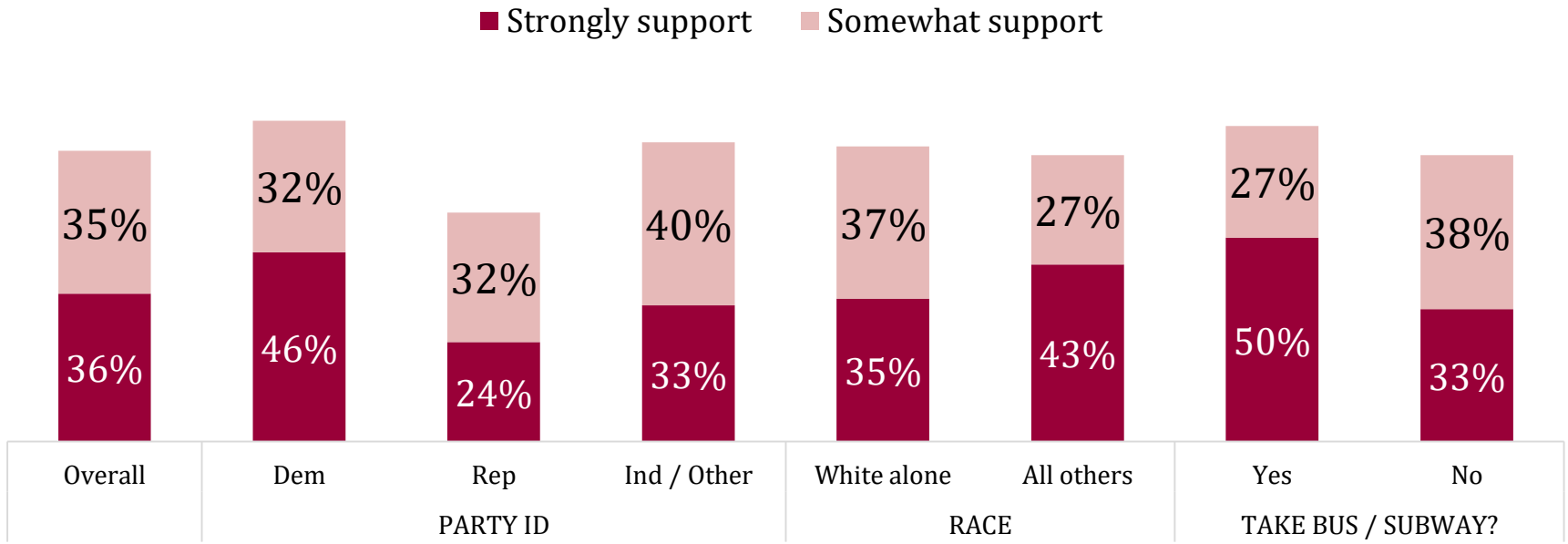
% of Mass. voter support for redesigning streets to allow for more _____



Support for low-income fare discounts

- Majority support (72%) overall and across demographics. S
- Strong support is highest among:
 - Democrats (46%);
 - Non-white voters (43%); and
 - Pre-COVID bus and subway riders (50%).

Majority support across demographic groups for transit discounts for low-income riders
% who strongly and somewhat support low-income transit fare discounts, by subgroup

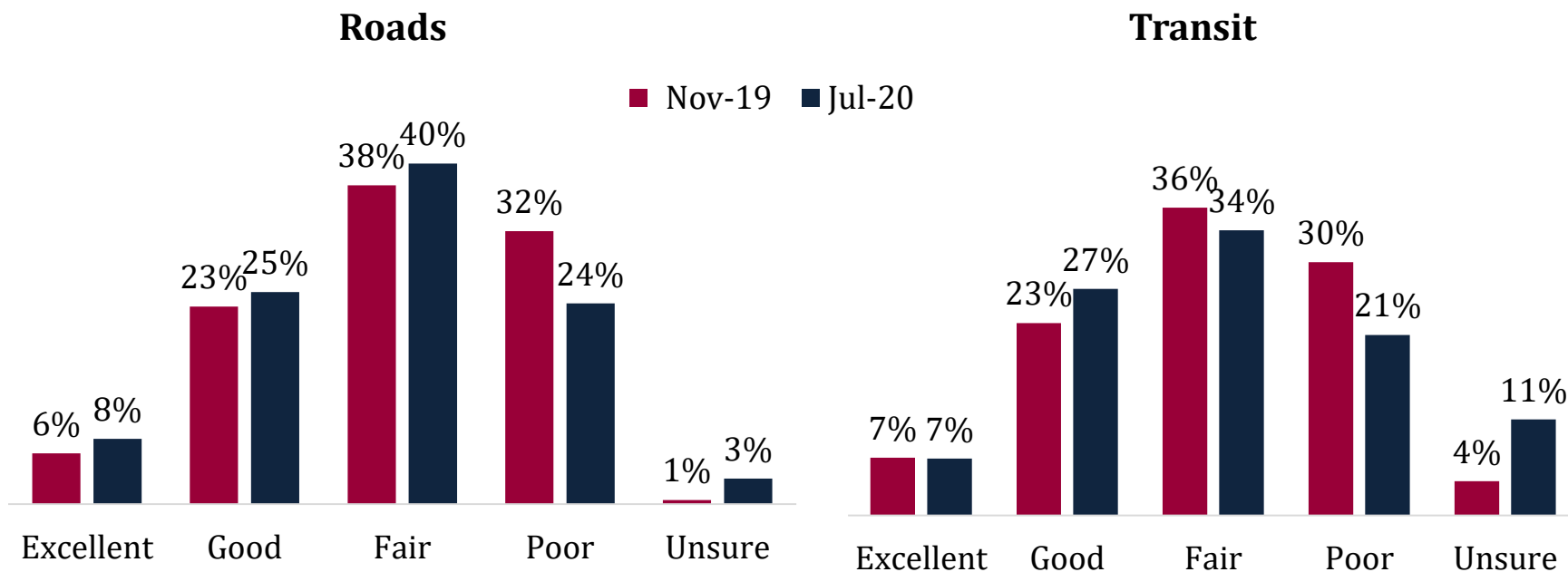


Condition of roads and bridges

- View of the condition of the system is a few points higher than Nov. 2019, but pluralities still think systems are only in “fair” shape.
- Transit riders more likely to rate system as poor (28%).

Most voters continue to rate the transportation system as “fair” or “poor”

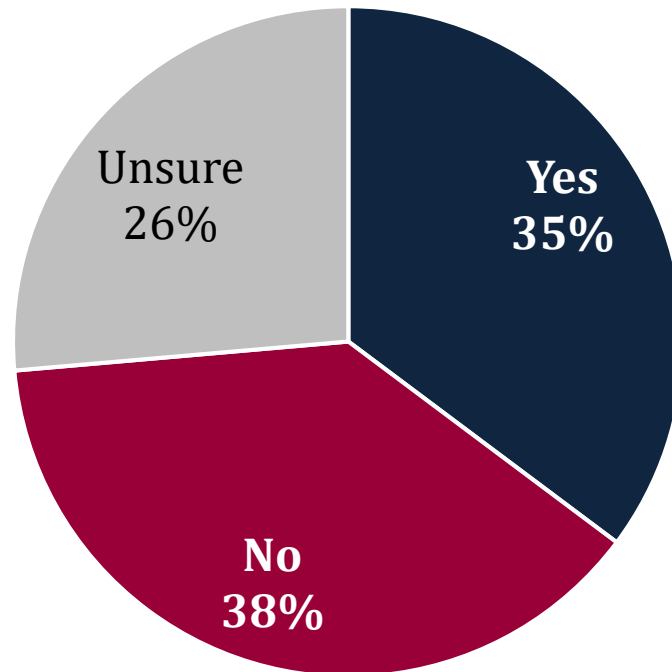
% of voters giving each rating to the condition of the state’s roads and transit



Will transit have the money to be safe?

- Overall, voters are split on whether the MBTA / RTAs have the funds they need to provide safe service.
- But 45% of Pre-COVID bus / subway riders say they *don't* have funding they need.

Voters split on whether transportation agencies have the money to operate safely
% of Massachusetts voters who see agencies as able to operate safely

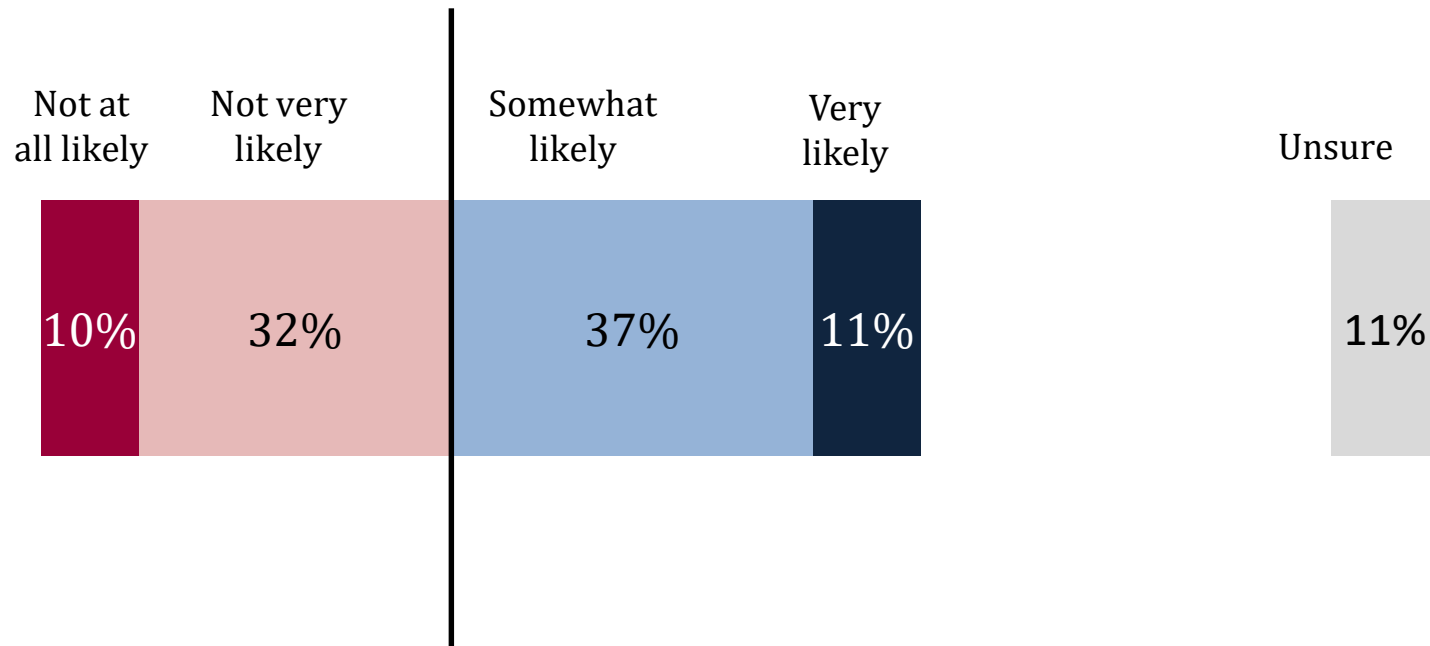


Will the feds bail Mass. out?

- Voters are split on whether federal government will help states with their COVID budget deficits.
- Republicans (60%) are more optimistic about aid than Democrats (48%) and Independents (45%).

Voters split on whether federal govt will provide aid to states

% of MA voters who say it is ___ federal government will provide additional aid to states

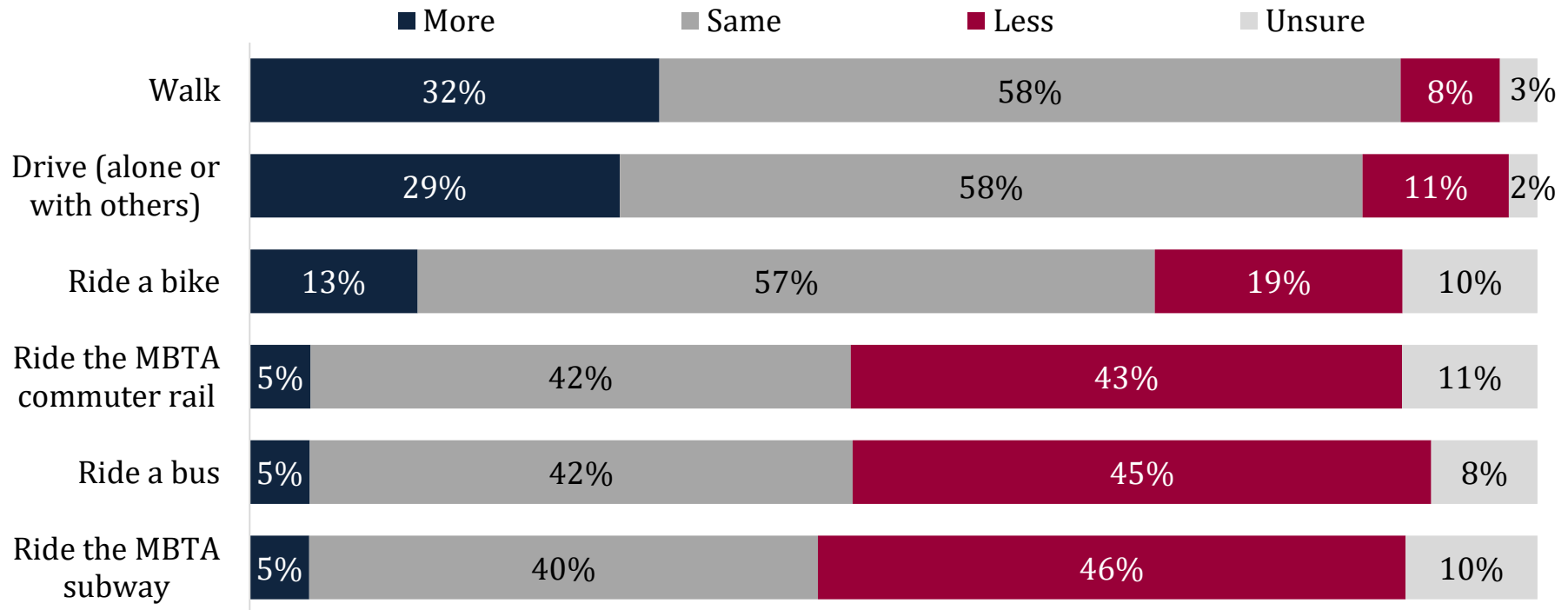


Mode shift as state reopens

- Majorities say they will drive, walk, bike the same amount.
- Pluralities say they will take transit less.

Voters look to roads over transit as Massachusetts reopens

% of Mass. voters who say they will ___ more, less, or the same amount as before the lockdown

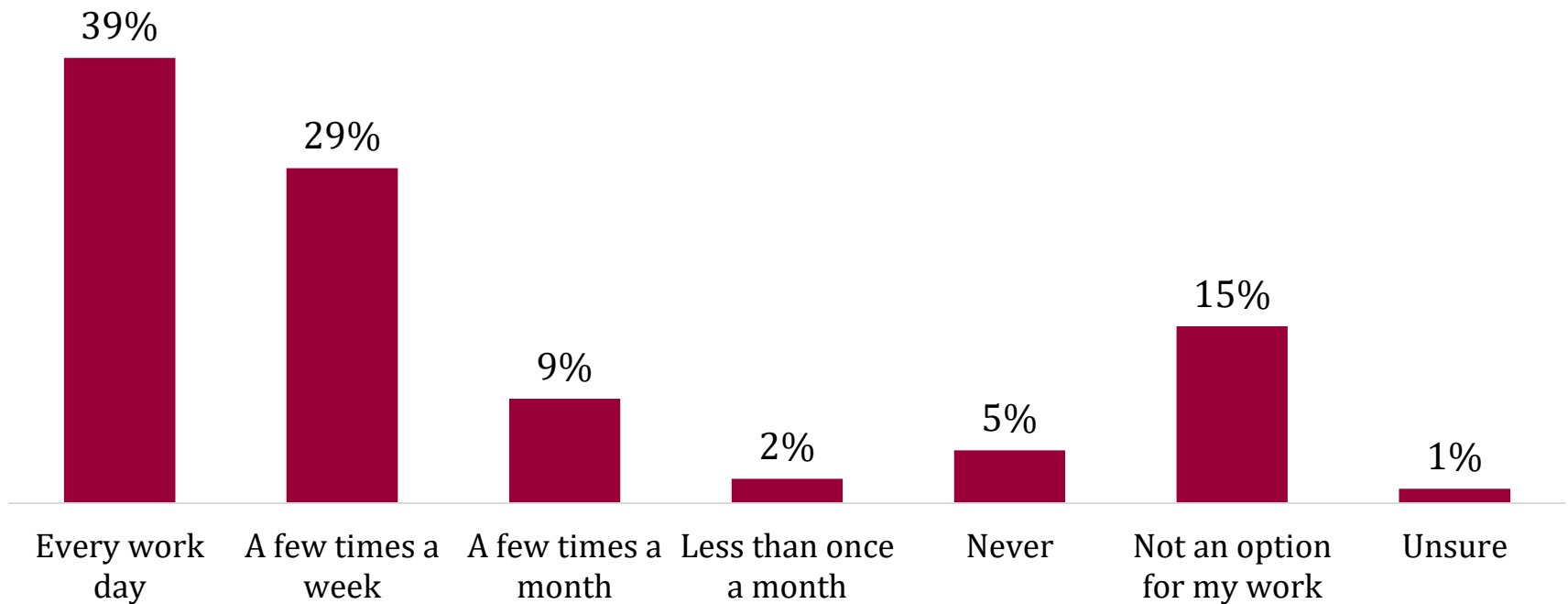


Strong interest in work from home

- About two-thirds of workers (68%) would prefer to work from home at least a few times a week.
- K-12 parents are more likely to want to work from home every day (46%).

Among workers, strong interest in frequent remote work

% who say they would like to work from home _____ as the state reopens





info@massincpolling.com MassINCPolling.com [@MassINCPolling](https://www.instagram.com/MassINCPolling)

11 Beacon St, Suite 500 | Boston, MA 02108 | Phone: (617) 224-1647