

Radio Shack TRS-80 Expansion Interface

Operator's Manual □ Catalog Numbers: 26-1140, 26-1141, 26-1142

Anonymous

The background of the lower half of the page is a solid blue color. Overlaid on this is a complex, abstract pattern of various pink geometric shapes. These shapes include triangles of different sizes and orientations, horizontal and vertical lines, curved lines, and semi-circles. The shapes are scattered across the page, creating a dynamic and modern aesthetic.

Project Gutenberg

The Project Gutenberg EBook of Radio Shack TRS-80 Expansion Interface:
Operator's Manual, by Anonymous

This eBook is for the use of anyone anywhere at no cost and with almost no restrictions whatsoever. You may copy it, give it away or re-use it under the terms of the Project Gutenberg License included with this eBook or online at www.gutenberg.org

Title: Radio Shack TRS-80 Expansion Interface: Operator's Manual
Catalog Numbers: 26-1140, 26-1141, 26-1142

Author: Anonymous

Release Date: December 9, 2008 [EBook #27469]

Language: English

*** START OF THIS PROJECT GUTENBERG EBOOK RADIO SHACK TRS-80 EXPANSION ***

Produced by Gerard Arthus, Diane Monico, and the Online Distributed Proofreading Team at <http://www.pgdp.net>

Radio Shack


TRS-80

**EXPANSION
INTERFACE**

SEE CAUTION
INSIDE COVER

Catalog Numbers 26-1140
26-1141
26-1142

Operator's Manual

CUSTOM MANUFACTURED IN U.S.A. FOR RADIO SHACK  A DIVISION OF TANDY CORPORATION

Radio Shack

TRS-80

**EXPANSION
INTERFACE**

*SEE CAUTION
INSIDE COVER*

Catalog Numbers 26-1140

26-1141

26-1142

Operator's Manual

**CUSTOM MANUFACTURED IN U.S.A. FOR RADIO
SHACK [TC] A DIVISION OF TANDY CORPORATION**

INTRODUCTION

The TRS-80 Expansion Interface (see [Figure 1](#)) consists of the Case, a DC Power Supply, a Ribbon Cable, a Cassette Recorder Jumper Cable and an additional Cassette Recorder Cable for Cassette Recorder number 2. Notice that the DC Power Supply is not installed in the Case upon receipt. It must be installed using the procedures under the heading "SETTING UP" and as illustrated in [Figure 2](#).

The Case houses the Expansion Interface Printed Circuit Board (PCB), two DC Power Supplies and provides a housing area for an additional expansion PCB. The Expansion Interface utilizes a real-time clock and contains sockets for the addition of up to 32K of RAM in 16K increments.

One DC Power Supply provides power to the PCB. The other one supplies power to the TRS-80. The Power Supplies are interchangeable.

The ribbon cable has 40-pin connectors on both ends and is used to connect the Expansion Interface to the TRS-80. You received hoods for these connectors which are covered later in this manual.

The Cassette Recorder Jumper Cable has 5-pin audio DIN connectors on both ends. It connects between the Expansion Interface Tape input/output (I/O) and

the TAPE connector on the right rear of the TRS-80 Microcomputer.

The Cassette Recorder Cable is provided to connect the Expansion Interface to Cassette Recorder number 2.

CAPABILITIES AND ADVANTAGES

The Interface allows you to add the following Radio Shack modules to your system:

1. Screen Printer (26-1151)
2. Line Printer (26-1150)
3. Mini-Disk System (26-1160/26-1161)
4. Cassette Recorder number 2 (14-841)

The Screen Printer and Line Printer allow you to obtain hard copy (printed) information generated by your TRS-80.

The TRS-80 Mini-Disk System is a small version of the floppy disk. It provides vast storage space and much quicker access time than tape. The number 1 disk contains about 80,000 bytes of free space for files. Each additional disk has 89,600 bytes of file space. The Disk System has its own set of commands that allow manipulation of files and expanded abilities in file use. The TRS-80 Mini-Disk System uses sequential

or random access. The disks will allow use of several additional LEVEL II commands.

IMPORTANT NOTE

Because of the presence of a Disk Controller in the Expansion Interface, the computer will try to input the additional commands.

When the Expansion Interface is connected to the computer, it assumes that a Mini-Disk is connected. To use the Expansion Interface without a Mini-Disk, press the BREAK key on the TRS-80 keyboard. This will override the Mini-Disk mode and allow normal LEVEL II operation.

The use of two cassettes allows a much more efficient and convenient manner of updating data stored on tape. For example, if you have payroll data stored on tape, the information can be read, one item at a time, from Cassette Recorder number 1, then changed or added to and written out on Cassette Recorder number 2. The example cited is a very simple application; however, very powerful routines can be constructed to allow input and output of data using two tapes simultaneously.

CAUTION

This unit is designed to be used with Level II only. **Do not use with level I.**

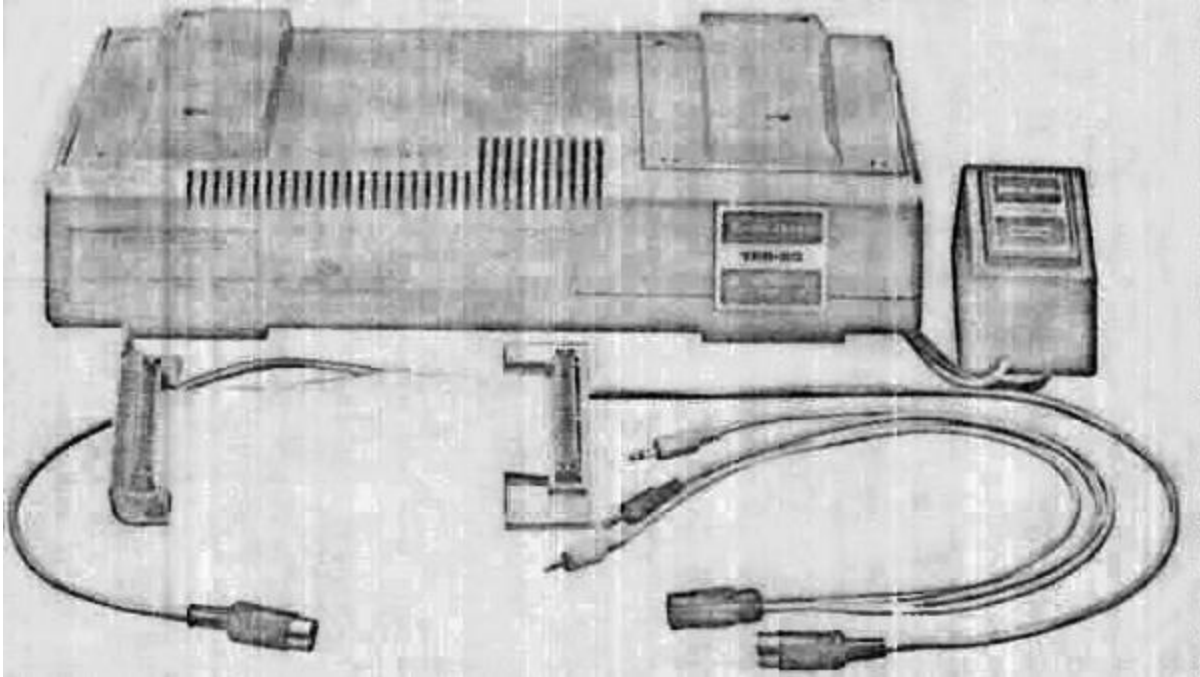


FIGURE 1. Expansion Interface.*

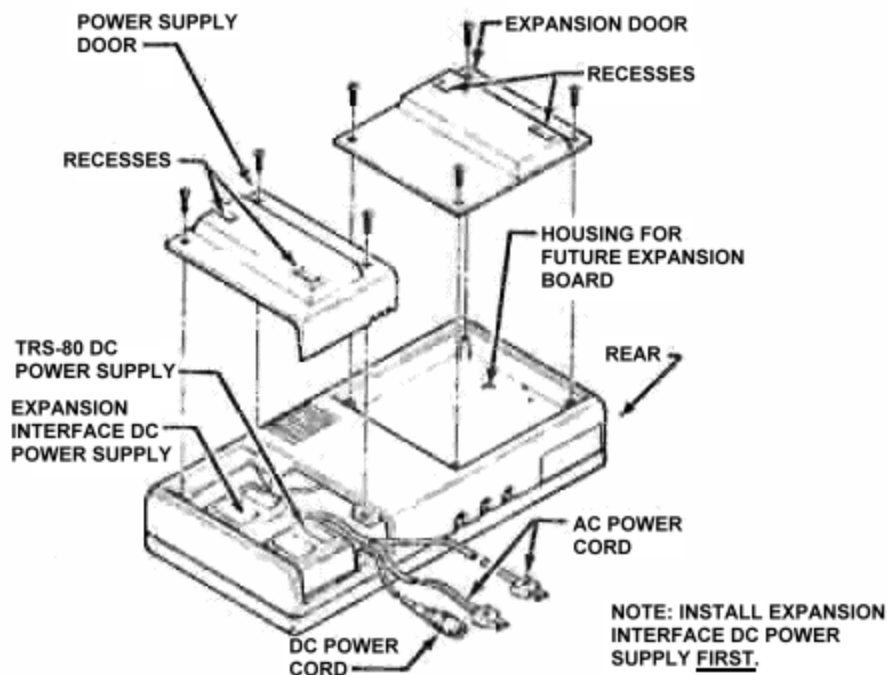
* Catalog Number	Description	RAM
26-1140	TRS-80 Expansion Interface	0K
26-1141	TRS-80 Expansion Interface	16K
26-1142	TRS-80 Expansion Interface	32K

SETTING UP

Power Supplies and PCB Housing (see [Figure 2](#))

Remove the Power Supply Door (top right side). First connect one DC power cord (DIN connector) to the Power connector on the PCB. Now install the two DC Power Supplies as illustrated. Route the remaining cords out the rear of the case. Be sure the power cords are seated in the door cutouts before replacing the Door.

To gain access to the future expansion PCB Housing, remove the Expansion Door from the top left side of the module.



FIGURE

2. Power Supplies and Future Expansion PCB

Locations.

NOTE: INSTALL EXPANSION INTERFACE DC POWER SUPPLY **FIRST**.

NOTE

The term "port" as used in this manual refers to the openings into which the Cable connectors are inserted to provide an interconnection between the TRS-80 and the Expansion Interface modules.

The ports, with the exception of the Expansion Interface port, are also covered by removable Doors. To remove these Doors, press on the right side of the Door and it will pivot slightly. Grasp the left side of the Door and pull out (see [Figure 3](#) for locations).

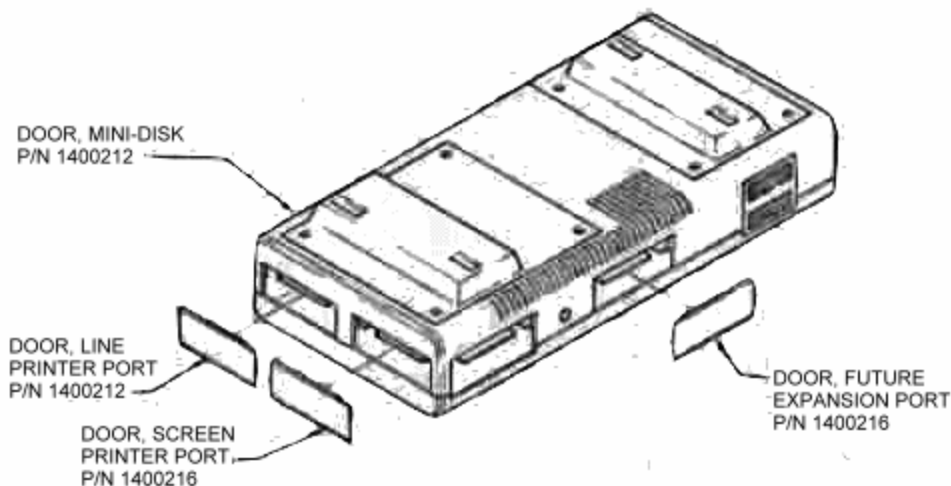


FIGURE 3. Expansion Interface, Front View—Doors Removed.

Electrical Connections (see [Figure 4](#))

Turn the TRS-80 so that it faces away from you. Locate the port Door (1400083); it's at the right end of the rear panel. To remove the Door, raise it up and slide it to the right—then lift it up and away from the TRS-80.

Place the TRS-80 and Expansion Interface Hoods (14000217 and 14000214) on the Ribbon Cable Connectors as shown in [Figure 4](#). The Hoods replace the Door on the TRS-80 and fill the opening on the Expansion Interface. These Hoods are designed so that it is not possible to insert the connectors upside down. They function as keyways for the connectors. Now connect the Ribbon Cable between the left front Expansion Interface port and the TRS-80 port.

Connect the DC Power Cord (DIN connector) to the POWER connector on the right rear of the TRS-80 and connect both AC Power Cords to standard 120 VAC outlets.

The interconnect cable for an expansion module is provided with that unit. See [Figure 4](#) for Hood Assembly and Installation.

Connect the Cassette Recorder Cable (DIN plug on one end and three plugs on the other) to the Tape I/O connector that is located on the rear of the Expansion Interface nearest the Power Cord exits. (Refer to [Figure 5](#)).

Of the three plugs on the other end of the Cable:

1. Connect the black plug to the EAR jack on the side of the Cassette Recorder.
2. Connect the larger gray plug to the AUX jack.
3. Connect the smaller gray plug to the REM jack.

NOTE

A Dummy Plug is provided with your Cassette Recorder. Plug it in to the MIC jack. This Plug disconnects the built-in microphone so it won't pick up sounds while you are loading tapes.

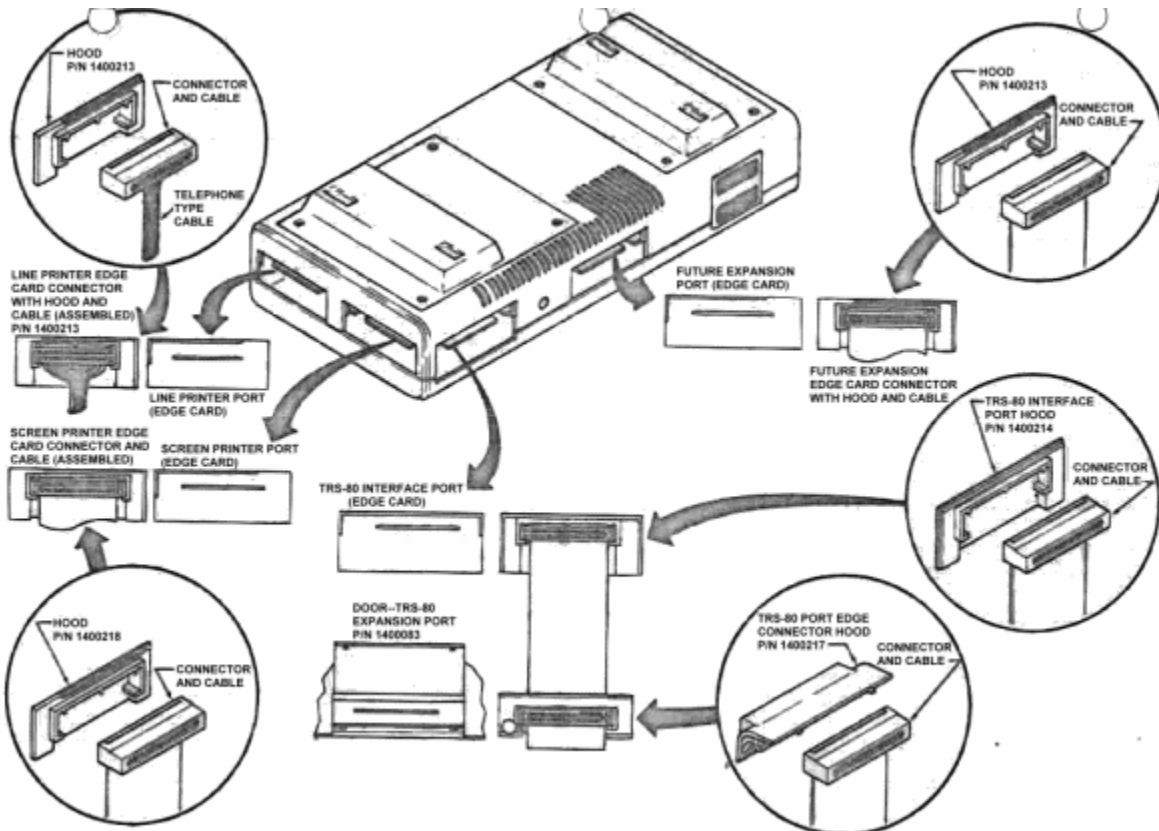


FIGURE 4. Front View—Interface Connections.

(Click on image for larger view.)

Connect the Cassette Recorder Jumper Cable to the center DIN connector on the rear of the Expansion Interface. Connect the other end to the TAPE connector on the right rear of the TRS-80.

Connect the Video Cable from the Video Display to the VIDEO connector on the right rear of the TRS-80.

NOTE

Your Cassette Recorders may be powered by batteries or from a 120 VAC source. Thus, AC power cords are optional.

The TRS-80 Expansion Interface has been designed to support the Video Display module. Set the feet of the Video Display in the recesses in the Power Supply and PCB Housing Doors. (Refer to [Figure 6](#)).

OPERATION

NOTE

The Power switch is recessed into the front of the Expansion Interface to prevent accidental loss of power. Activate the switch with the eraser-end of a pencil or small tool of similar size.

Apply power to the Expansion Interface. Notice that when power is off, the end surface of the switch is white and when power is on, it changes to orange.

CONCLUSION

Possibly, you will not need all of the expansion modules that are available but, we have supplied you with Hoods for cable connectors for a complete expansion system. Use the Hoods as illustrated to prevent accidental mismatch between the edge connectors on the PCB and the cable connectors.

In the event that you lose a Door or Hood and want to replace it, we have given you a Parts List. You may refer to the Parts List and exploded diagrams to determine its Part Number. You can order replacement parts through your local Radio Shack store.

You must have a LEVEL II BASIC TRS-80 Microcomputer to utilize the TRS-80 Expansion Interface, the Line Printer and the Mini-Disk modules. If you have a LEVEL I BASIC machine, it must be modified to accept LEVEL II programs. The Screen Printer is the only expansion module that may be connected directly to the TRS-80 Microcomputer and that will operate with LEVEL I machines.

We are continually improving and updating our TRS-80 Microcomputer System. You will be kept informed through our Newsletters (you are on the mailing list), addenda and revisions to the Manual.

For the complete Electrical Connections Block Diagram, see [Figure 7](#).

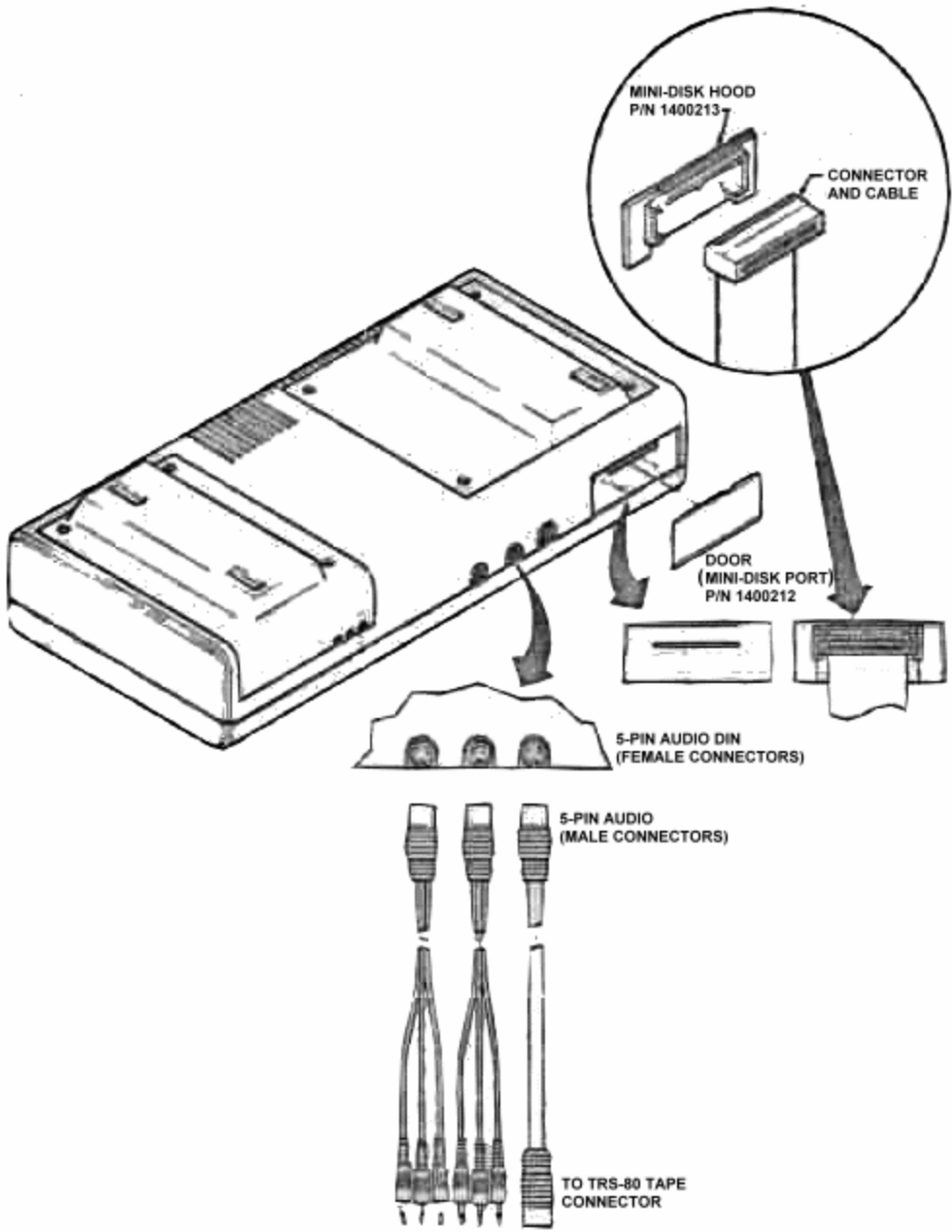
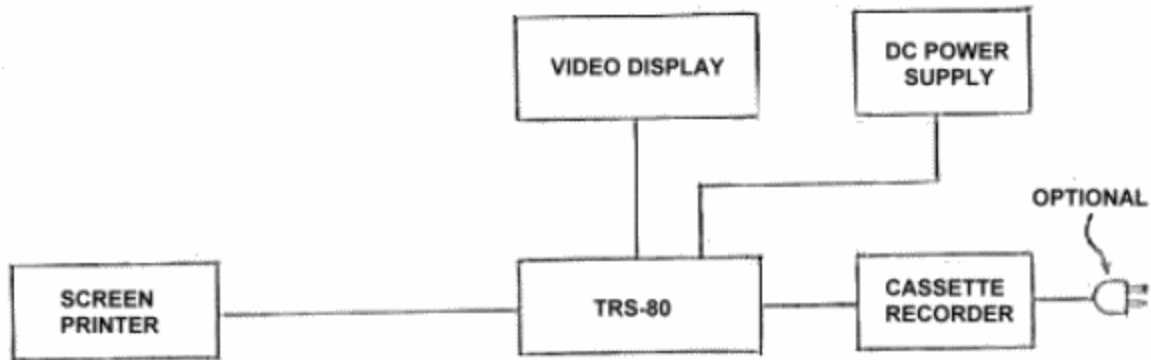


FIGURE 5. Rear View—Interface Connections.

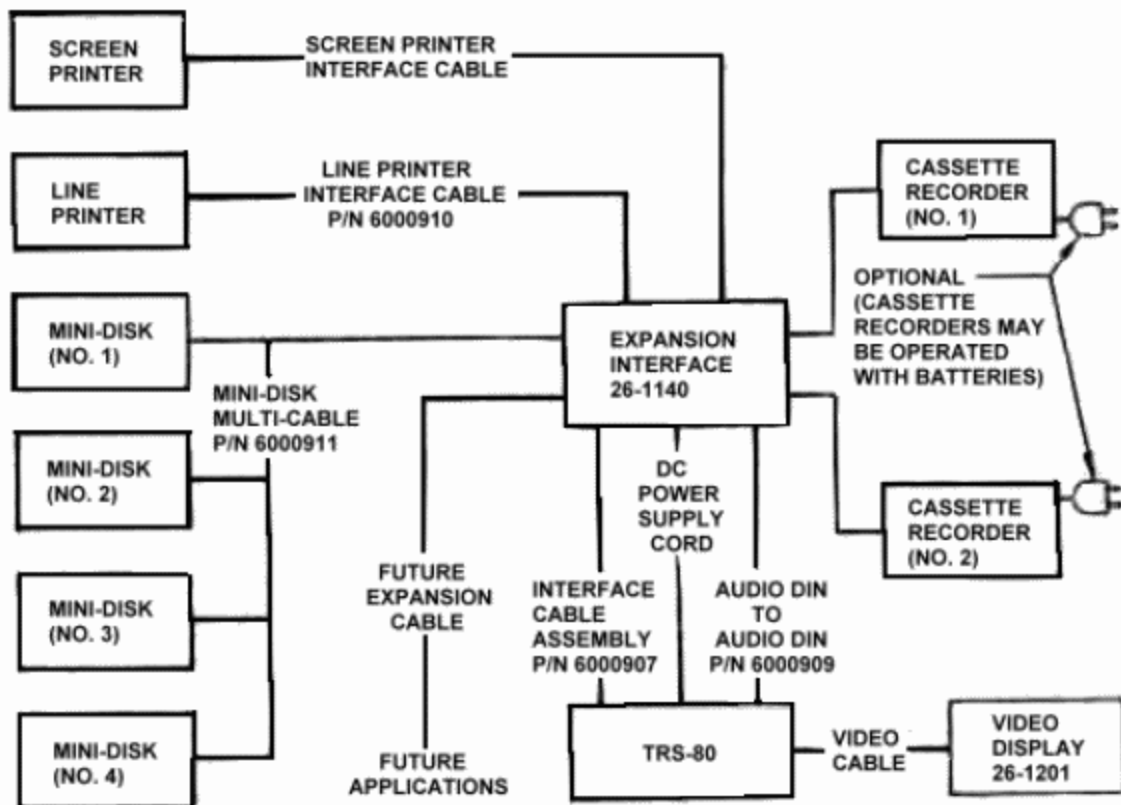




FIGURE 6.
Placement of Expansion Interface.



TRS-80 Microcomputer System Without Expansion Interface.



TRS-80 Microcomputer System with Expansion Interface (maximum system).

**FIGURE 7. Electrical Connections
Block Diagram.**



PARTS LIST

EXPANSION INTERFACE

Door, Mini-Disk	1400212
Door, Line Printer	1400212
Door, Screen Printer	1400216
Door, Future Expansion Board	1400216
Hood, Mini-Disk	1400213
Hood, Line Printer	1400213
Hood, Screen Printer	1400218
Hood, Future Expansion Board	1400218
Hood, TRS-80 Microcomputer System	1400214

TRS-80 MICROCOMPUTER SYSTEM

Door	1400083
Hood	1400217

LIMITED WARRANTY

Radio Shack warrants for a period of 90 days from the date of delivery to customer that the computer hardware described herein shall be free from defects in material and workmanship under normal use and service. This warranty shall be void if the computer case or cabinet is opened or if the unit is altered or modified. During this period, if a defect should occur, the product must be returned to a Radio Shack store or dealer for repair. Customer's sole and exclusive remedy in the event of defect is expressly limited to the correction of the defect by adjustment, repair or replacement at Radio Shack's election and sole expense, except there shall be no obligation to replace or repair items which by their nature are expendable. No representations or other affirmation of fact, including but not limited to statements regarding capacity, suitability for

use, or performance of the equipment, shall be or be deemed to be a warranty or representation by Radio Shack, for any purpose, nor give rise to any liability or obligation of Radio Shack whatsoever.

EXCEPT AS SPECIFICALLY PROVIDED IN THIS AGREEMENT, THERE ARE NO OTHER WARRANTIES, EXPRESS OR IMPLIED, INCLUDING, BUT NOT LIMITED TO, ANY IMPLIED WARRANTIES OF MERCHANTABILITY OR FITNESS FOR A PARTICULAR PURPOSE AND IN NO EVENT SHALL RADIO SHACK BE LIABLE FOR LOSS OF PROFITS OR BENEFITS, INDIRECT, SPECIAL, CONSEQUENTIAL OR OTHER SIMILAR DAMAGES ARISING OUT OF ANY BREACH OF THIS WARRANTY OR OTHERWISE.

RADIO SHACK [TC] A DIVISION OF TANDY
CORPORATION
USA.: FORT WORTH, TEXAS 76102
CANADA: BARRIE, ONTARIO L4M 4W5

TANDY CORPORATION

AUSTRALIA
280-316 VICTORIA ROAD
RYDALMERE N S W 2116

BELGIUM
PARC INDUSTRIEL DE NANINNE
5140 NANINNE

U K
BILSTON ROAD WEDNESBURY
WEST MIDLANDS WS10 7JN

478-PERKCO-2980084 PRINTED IN U.S.A.

End of the Project Gutenberg EBook of Radio Shack TRS-80
Expansion
Interface: Operator's Manual, by Anonymous

*** END OF THIS PROJECT GUTENBERG EBOOK RADIO SHACK TRS-80
EXPANSION ***

***** This file should be named 27469-h.htm or 27469-h.zip

This and all associated files of various formats will be found
in:

<http://www.gutenberg.org/2/7/4/6/27469/>

Produced by Gerard Arthus, Diane Monico, and the Online
Distributed Proofreading Team at <http://www.pgdp.net>

Updated editions will replace the previous one--the old
editions
will be renamed.

Creating the works from public domain print editions means that
no

one owns a United States copyright in these works, so the Foundation (and you!) can copy and distribute it in the United States without permission and without paying copyright royalties. Special rules, set forth in the General Terms of Use part of this license, apply to copying and distributing Project Gutenberg-tm electronic works to protect the PROJECT GUTENBERG-tm concept and trademark. Project Gutenberg is a registered trademark, and may not be used if you charge for the eBooks, unless you receive specific permission. If you do not charge anything for copies of this eBook, complying with the rules is very easy. You may use this eBook for nearly any purpose such as creation of derivative works, reports, performances and research. They may be modified and printed and given away--you may do practically ANYTHING with public domain eBooks. Redistribution is subject to the trademark license, especially commercial redistribution.

*** START: FULL LICENSE ***

THE FULL PROJECT GUTENBERG LICENSE
PLEASE READ THIS BEFORE YOU DISTRIBUTE OR USE THIS WORK

To protect the Project Gutenberg-tm mission of promoting the free distribution of electronic works, by using or distributing this work (or any other work associated in any way with the phrase "Project Gutenberg"), you agree to comply with all the terms of the Full Project Gutenberg-tm License (available with this file or online at <http://gutenberg.org/license>).

Section 1. General Terms of Use and Redistributing Project Gutenberg-tm electronic works

1.A. By reading or using any part of this Project Gutenberg-tm electronic work, you indicate that you have read, understand, agree to and accept all the terms of this license and intellectual property (trademark/copyright) agreement. If you do not agree to abide by all the terms of this agreement, you must cease using and return or destroy all copies of Project Gutenberg-tm electronic works in your possession. If you paid a fee for obtaining a copy of or access to a Project Gutenberg-tm electronic work and you do not agree to be bound by the terms of this agreement, you may obtain a refund from the person or entity to whom you paid the fee as set forth in paragraph 1.E.8.

1.B. "Project Gutenberg" is a registered trademark. It may only be used on or associated in any way with an electronic work by people who agree to be bound by the terms of this agreement. There are a few things that you can do with most Project Gutenberg-tm electronic works even without complying with the full terms of this agreement. See paragraph 1.C below. There are a lot of things you can do with Project Gutenberg-tm electronic works if you follow the terms of this agreement and help preserve free future access to Project Gutenberg-tm electronic works. See paragraph 1.E below.

1.C. The Project Gutenberg Literary Archive Foundation ("the Foundation" or PGLAF), owns a compilation copyright in the collection of

Project

Gutenberg-tm electronic works. Nearly all the individual works in the collection are in the public domain in the United States. If an individual work is in the public domain in the United States and you are located in the United States, we do not claim a right to prevent you from copying, distributing, performing, displaying or creating derivative works based on the work as long as all references to Project Gutenberg are removed. Of course, we hope that you will support the Project Gutenberg-tm mission of promoting free access to electronic works by freely sharing Project Gutenberg-tm works in compliance with the terms of this agreement for keeping the Project Gutenberg-tm name associated with the work. You can easily comply with the terms of this agreement by keeping this work in the same format with its attached full Project Gutenberg-tm License when you share it without charge with others.

1.D. The copyright laws of the place where you are located also govern what you can do with this work. Copyright laws in most countries are in a constant state of change. If you are outside the United States, check the laws of your country in addition to the terms of this agreement before downloading, copying, displaying, performing, distributing or creating derivative works based on this work or any other Project Gutenberg-tm work. The Foundation makes no representations concerning the copyright status of any work in any country outside the United States.

1.E. Unless you have removed all references to Project Gutenberg:

1.E.1. The following sentence, with active links to, or other immediate access to, the full Project Gutenberg-tm License must appear prominently whenever any copy of a Project Gutenberg-tm work (any work on which the phrase "Project Gutenberg" appears, or with which the phrase "Project Gutenberg" is associated) is accessed, displayed, performed, viewed, copied or distributed:

This eBook is for the use of anyone anywhere at no cost and with almost no restrictions whatsoever. You may copy it, give it away or re-use it under the terms of the Project Gutenberg License included with this eBook or online at www.gutenberg.org

1.E.2. If an individual Project Gutenberg-tm electronic work is derived from the public domain (does not contain a notice indicating that it is posted with permission of the copyright holder), the work can be copied and distributed to anyone in the United States without paying any fees or charges. If you are redistributing or providing access to a work with the phrase "Project Gutenberg" associated with or appearing on the work, you must comply either with the requirements of paragraphs 1.E.1 through 1.E.7 or obtain permission for the use of the work and the Project Gutenberg-tm trademark as set forth in paragraphs 1.E.8 or 1.E.9.

1.E.3. If an individual Project Gutenberg-tm electronic work is posted

with the permission of the copyright holder, your use and distribution must comply with both paragraphs 1.E.1 through 1.E.7 and any additional terms imposed by the copyright holder. Additional terms will be linked to the Project Gutenberg-tm License for all works posted with the permission of the copyright holder found at the beginning of this work.

1.E.4. Do not unlink or detach or remove the full Project Gutenberg-tm License terms from this work, or any files containing a part of this work or any other work associated with Project Gutenberg-tm.

1.E.5. Do not copy, display, perform, distribute or redistribute this electronic work, or any part of this electronic work, without prominently displaying the sentence set forth in paragraph 1.E.1 with active links or immediate access to the full terms of the Project Gutenberg-tm License.

1.E.6. You may convert to and distribute this work in any binary, compressed, marked up, nonproprietary or proprietary form, including any word processing or hypertext form. However, if you provide access to or distribute copies of a Project Gutenberg-tm work in a format other than "Plain Vanilla ASCII" or other format used in the official version posted on the official Project Gutenberg-tm web site (www.gutenberg.org), you must, at no additional cost, fee or expense to the user, provide a copy, a means of exporting a copy, or a means of obtaining a copy upon request, of the work in its original "Plain Vanilla ASCII" or other form. Any alternate format must include the full Project

Gutenberg-tm

License as specified in paragraph 1.E.1.

1.E.7. Do not charge a fee for access to, viewing, displaying, performing, copying or distributing any Project Gutenberg-tm works

unless you comply with paragraph 1.E.8 or 1.E.9.

1.E.8. You may charge a reasonable fee for copies of or

providing

access to or distributing Project Gutenberg-tm electronic works provided

that

- You pay a royalty fee of 20% of the gross profits you derive from

the use of Project Gutenberg-tm works calculated using the method

you already use to calculate your applicable taxes. The fee is owed to the owner of the Project Gutenberg-tm trademark, but he has agreed to donate royalties under this paragraph to the Project Gutenberg Literary Archive Foundation. Royalty payments must be paid within 60 days following each date on which you prepare (or are legally required to prepare) your periodic tax returns. Royalty payments should be clearly marked as such and sent to the Project Gutenberg Literary Archive Foundation at the

address specified in Section 4, "Information about donations to the Project Gutenberg Literary Archive Foundation."

- You provide a full refund of any money paid by a user who notifies

you in writing (or by e-mail) within 30 days of receipt that s/he

does not agree to the terms of the full Project Gutenberg-tm License. You must require such a user to return or destroy all copies of the works possessed in a physical medium and discontinue all use of and all access to other copies of Project Gutenberg-tm works.

- You provide, in accordance with paragraph 1.F.3, a full refund of any

money paid for a work or a replacement copy, if a defect in the electronic work is discovered and reported to you within 90 days

of receipt of the work.

- You comply with all other terms of this agreement for free distribution of Project Gutenberg-tm works.

1.E.9. If you wish to charge a fee or distribute a Project Gutenberg-tm electronic work or group of works on different terms than are set forth in this agreement, you must obtain permission in writing from both the Project Gutenberg Literary Archive Foundation and Michael Hart, the owner of the Project Gutenberg-tm trademark. Contact the Foundation as set forth in Section 3 below.

1.F.

1.F.1. Project Gutenberg volunteers and employees expend considerable effort to identify, do copyright research on, transcribe and proofread public domain works in creating the Project Gutenberg-tm collection. Despite these efforts, Project Gutenberg-tm electronic works, and the medium on which they may be stored, may contain "Defects," such as, but not limited to, incomplete, inaccurate or corrupt data, transcription errors, a copyright or other intellectual property infringement, a defective or damaged disk or other medium, a computer virus, or computer codes that damage or cannot be read by your equipment.

1.F.2. LIMITED WARRANTY, DISCLAIMER OF DAMAGES - Except for the "Right of Replacement or Refund" described in paragraph 1.F.3, the Project Gutenberg Literary Archive Foundation, the owner of the Project Gutenberg-tm trademark, and any other party distributing a Project Gutenberg-tm electronic work under this agreement, disclaim all

liability to you for damages, costs and expenses, including legal fees. YOU AGREE THAT YOU HAVE NO REMEDIES FOR NEGLIGENCE, STRICT LIABILITY, BREACH OF WARRANTY OR BREACH OF CONTRACT EXCEPT THOSE PROVIDED IN PARAGRAPH F3. YOU AGREE THAT THE FOUNDATION, THE TRADEMARK OWNER, AND ANY DISTRIBUTOR UNDER THIS AGREEMENT WILL NOT BE LIABLE TO YOU FOR ACTUAL, DIRECT, INDIRECT, CONSEQUENTIAL, PUNITIVE OR INCIDENTAL DAMAGES EVEN IF YOU GIVE NOTICE OF THE POSSIBILITY OF SUCH DAMAGE.

1.F.3. LIMITED RIGHT OF REPLACEMENT OR REFUND - If you discover a defect in this electronic work within 90 days of receiving it, you can receive a refund of the money (if any) you paid for it by sending a written explanation to the person you received the work from. If you received the work on a physical medium, you must return the medium with your written explanation. The person or entity that provided you with the defective work may elect to provide a replacement copy in lieu of a refund. If you received the work electronically, the person or entity providing it to you may choose to give you a second opportunity to receive the work electronically in lieu of a refund. If the second copy is also defective, you may demand a refund in writing without further opportunities to fix the problem.

1.F.4. Except for the limited right of replacement or refund set forth in paragraph 1.F.3, this work is provided to you 'AS-IS' WITH NO OTHER WARRANTIES OF ANY KIND, EXPRESS OR IMPLIED, INCLUDING BUT NOT LIMITED TO

WARRANTIES OF MERCHANTABILITY OR FITNESS FOR ANY PURPOSE.

1.F.5. Some states do not allow disclaimers of certain implied warranties or the exclusion or limitation of certain types of damages.

If any disclaimer or limitation set forth in this agreement violates the law of the state applicable to this agreement, the agreement shall be interpreted to make the maximum disclaimer or limitation permitted by the applicable state law. The invalidity or unenforceability of any provision of this agreement shall not void the remaining provisions.

1.F.6. INDEMNITY - You agree to indemnify and hold the Foundation, the trademark owner, any agent or employee of the Foundation, anyone providing copies of Project Gutenberg-tm electronic works in accordance with this agreement, and any volunteers associated with the production, promotion and distribution of Project Gutenberg-tm electronic works, harmless from all liability, costs and expenses, including legal fees, that arise directly or indirectly from any of the following which you do or cause to occur: (a) distribution of this or any Project Gutenberg-tm work, (b) alteration, modification, or additions or deletions to any Project Gutenberg-tm work, and (c) any Defect you cause.

Section 2. Information about the Mission of Project Gutenberg-tm

Project Gutenberg-tm is synonymous with the free distribution of electronic works in formats readable by the widest variety of computers including obsolete, old, middle-aged and new computers. It

exists
because of the efforts of hundreds of volunteers and donations
from
people in all walks of life.

Volunteers and financial support to provide volunteers with the
assistance they need, is critical to reaching Project
Gutenberg-tm's
goals and ensuring that the Project Gutenberg-tm collection
will
remain freely available for generations to come. In 2001, the
Project
Gutenberg Literary Archive Foundation was created to provide a
secure
and permanent future for Project Gutenberg-tm and future
generations.
To learn more about the Project Gutenberg Literary Archive
Foundation
and how your efforts and donations can help, see Sections 3 and
4
and the Foundation web page at <http://www.pgla.org>.

Section 3. Information about the Project Gutenberg Literary Archive Foundation

The Project Gutenberg Literary Archive Foundation is a non
profit
501(c)(3) educational corporation organized under the laws of
the
state of Mississippi and granted tax exempt status by the
Internal
Revenue Service. The Foundation's EIN or federal tax
identification
number is 64-6221541. Its 501(c)(3) letter is posted at
<http://pglaf.org/fundraising>. Contributions to the Project
Gutenberg
Literary Archive Foundation are tax deductible to the full
extent
permitted by U.S. federal laws and your state's laws.

The Foundation's principal office is located at 4557 Melan Dr.
S.
Fairbanks, AK, 99712., but its volunteers and employees are

scattered
throughout numerous locations. Its business office is located
at
809 North 1500 West, Salt Lake City, UT 84116, (801) 596-1887,
email
business@pglaf.org. Email contact links and up to date contact
information can be found at the Foundation's web site and
official
page at <http://pglaf.org>

For additional contact information:
Dr. Gregory B. Newby
Chief Executive and Director
gnewby@pglaf.org

Section 4. Information about Donations to the Project Gutenberg Literary Archive Foundation

Project Gutenberg-tm depends upon and cannot survive without
wide
spread public support and donations to carry out its mission of
increasing the number of public domain and licensed works that
can be
freely distributed in machine readable form accessible by the
widest
array of equipment including outdated equipment. Many small
donations
(\$1 to \$5,000) are particularly important to maintaining tax
exempt
status with the IRS.

The Foundation is committed to complying with the laws
regulating
charities and charitable donations in all 50 states of the
United
States. Compliance requirements are not uniform and it takes a
considerable effort, much paperwork and many fees to meet and
keep up
with these requirements. We do not solicit donations in
locations
where we have not received written confirmation of compliance.
To
SEND DONATIONS or determine the status of compliance for any
particular state visit <http://pglaf.org>

While we cannot and do not solicit contributions from states where we have not met the solicitation requirements, we know of no prohibition against accepting unsolicited donations from donors in such states who approach us with offers to donate.

International donations are gratefully accepted, but we cannot make any statements concerning tax treatment of donations received from outside the United States. U.S. laws alone swamp our small staff.

Please check the Project Gutenberg Web pages for current donation methods and addresses. Donations are accepted in a number of other ways including checks, online payments and credit card donations. To donate, please visit: <http://pglaf.org/donate>

Section 5. General Information About Project Gutenberg-tm electronic works.

Professor Michael S. Hart is the originator of the Project Gutenberg-tm concept of a library of electronic works that could be freely shared with anyone. For thirty years, he produced and distributed Project Gutenberg-tm eBooks with only a loose network of volunteer support.

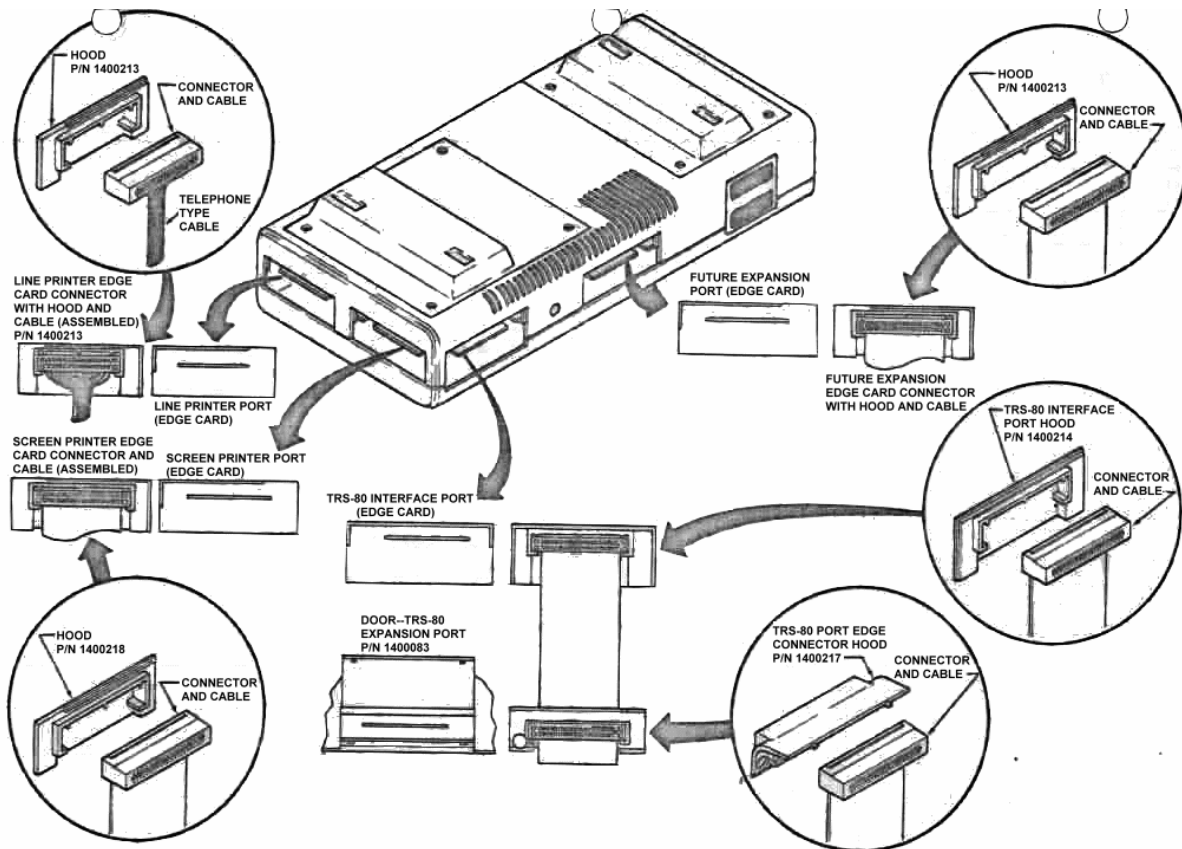
Project Gutenberg-tm eBooks are often created from several printed editions, all of which are confirmed as Public Domain in the U.S. unless a copyright notice is included. Thus, we do not necessarily

keep eBooks in compliance with any particular paper edition.

Most people start at our Web site which has the main PG search facility:

<http://www.gutenberg.org>

This Web site includes information about Project Gutenberg-tm, including how to make donations to the Project Gutenberg Literary Archive Foundation, how to help produce our new eBooks, and how to subscribe to our email newsletter to hear about new eBooks.



[back](#)